

# **PARTS CATALOG**

**iR7086/7095/7105/7086B/  
7095P/7105B)**

**Canon**

**Feb 3 2006**



## **PREFACE**

This Parts Catalog contains listings of parts used

Diagrams are provided with the listings to aid the service technician in identifying clearly, the item to be ordered.

Whenever ordering parts, consult this Parts Catalog for all of the information pertaining to each item. Be sure to include, in the Parts Request, the full item description, the item part number, and the quantity.

***COPYRIGHT (C) 1999 CANON INC.***

Use of this manual should be strictly supervised to avoid disclosure of confidential information.



# Contents

## NUMERICAL INDEX

iR7086/7095/7105/7086B/7095P/7105B) ..... 1-1

## iR7086/7095/7105/7086B/7095P/7105B)

A	ASSEMBLY LOCATION DIAGRAM .....	2-1
100	EXTERNAL COVERS, PANELS, ETC. ....	2-7
101	MACHINE FRONT PLATE .....	2-14
102	INTERNAL COMPONENTS 1 .....	2-16
103	INTERNAL COMPONENTS 2 .....	2-20
104	INTERNAL COMPONENTS 3 .....	2-24
105	INTERNAL COMPONENTS 3 .....	2-27
106	MACHINE REAR PLATE 1 .....	2-30
107	MACHINE REAR PLATE 2 .....	2-32
108	MACHINE BOTTOM PLATE .....	2-35
110	POWER CORD TERMINAL ASSEMBLY .....	2-37
120	DOOR SWITCH MOUNT ASSEMBLY .....	2-40
130A	CONTROL PANEL ASSEMBLY(iR7086/7095/7105) .....	2-41
130B	CONTROL PANEL ASSEMBLY(iR7086B/7095P/7105B) ...	2-44
160	EXTERNAL COVERS, PANELS, ETC. ....	2-47
161A	FRAME ASSEMBLY(iR7095/7105) .....	2-49
161B	FRAME ASSEMBLY(iR7096) .....	2-55
162A	PAPER PICK-UP TRAY ASSEMBLY(iR7095/7105) .....	2-58
162B	DOCUMENT TRAY ASSEMBLY(iR7086) .....	2-61
163A	OPEN/CLOSE PANEL ASSEMBLY(iR7095/7105) .....	2-63
163B	OPEN/CLOSE PANEL ASSEMBLY(iR7086) .....	2-65
164A	PAPER PICK-UP ASSEMBLY(iR7095/7105) .....	2-67
164B	SEPARATION ASSEMBLY(iR7095/7105) .....	2-75
164C	PAPER DELIVERY ASSEMBLY(iR7095/7105) .....	2-78
164D	FEEDER ASSEMBLY(iR7086) .....	2-82
165	SEPARATION MOTOR ASSEMBLY .....	2-90
166	BELT MOTOR ASSEMBLY .....	2-91
167	FEEDER TRAY ASSEMBLY .....	2-92
168	DELIVERY LOWER GUIDE ASSEMBLY .....	2-94
190	SEPARATION FIXING FAN ASS'Y .....	2-96
194	PRI. POLYGON LASER FAN ASS'Y .....	2-97
195	DRUM FAN STAY ASSEMBLY .....	2-98
210	READER ASSEMBLY .....	2-99
211	READER FRAME ASSEMBLY .....	2-104
230	VERTICAL PATH DRIVE ASSEMBLY .....	2-110

# Contents

231	LIFTER DRIVE ASSEMBLY .....	2-111
250	MAIN DRIVE ASSEMBLY .....	2-112
251	DRUM DRIVE ASSEMBLY .....	2-114
260	PICK-UP MAIN DRIVE ASSEMBLY .....	2-115
261	PICK-UP DRIVE ASSEMBLY .....	2-117
263	LEFT PICK-UP DRIVE ASSEMBLY .....	2-118
264	MULTI FEED DRIVE ASSEMBLY .....	2-119
265	EXTRACTION ROLLER ASSEMBLY .....	2-121
270	DEV. DRIVE ASSEMBLY .....	2-124
280	CLEANER DRIVE ASSEMBLY .....	2-126
300	CASSETTE .....	2-128
302	RIGHT PAPER STOCK ASSEMBLY .....	2-131
303	LEFT PAPER STOCK ASSEMBLY .....	2-134
305	CASSETTE HEATER UNIT .....	2-137
311	CASSETTE PICK-UP ASSEMBLY .....	2-138
312	FRONT DECK RIGHT PICK-UP ASS'Y .....	2-142
313	FRONT DECK LEFT PICK-UP AASS'Y .....	2-146
315	MULTI FEEDER ASSEMBLY .....	2-150
316	MULTI TRAY ASSEMBLY .....	2-153
320	FIXING/FEEDER FRAME ASSEMBLY .....	2-155
325	REGIST. TRANSFER ASSEMBLY .....	2-162
330	FEEDER ASSEMBLY .....	2-166
350	INTERNAL DELIVERY UPPER ASS'Y .....	2-167
351	EXTERNAL DELIVERY UPPER ASS'Y .....	2-169
360	DUPLEX ASSEMBLY .....	2-171
420	1 MIRROR MOUNT ASSEMBLY .....	2-179
430	2 MIRROR MOUNT ASSEMBLY .....	2-181
460	SCANNER ASSEMBLY .....	2-183
510	PHOTO-SENSITIVE DRUM ASSEMBLY .....	2-184
550	PRIMARY CORONA ASSEMBLY .....	2-186
570	PRE-TRANSFER CORONA ASSEMBLY .....	2-188
580	TRANSFER/SEPARATE CORONA ASS'Y .....	2-190
600	AP KIT ASSEMBLY .....	2-193
620	HOPPER ASSEMBLY .....	2-201
640	DEVELOPING ASSEMBLY .....	2-207
645	BUFFER ASSEMBLY .....	2-210
720	PAPER FEED CLAW ASS'Y .....	2-212
770	WASTE TONER ASSEMBLY .....	2-214
775	WASTE TONER PIPE ASSEMBLY .....	2-216
810	FIXING ASSEMBLY .....	2-217
900	CONTROLLER BOX ASSEMBLY .....	2-225
910	DC POWER SUPPLY PCB ASSEMBLY .....	2-228
930	DC CONTROLLER PCB ASSEMBLY .....	2-230
935	READER CONTROLLER PCB ASSEMBLY .....	2-231
940	POTENTIAL MEASURING PCB ASS'Y .....	2-232

# Contents

941	INTERFACE, PCB ASSEMBLY .....	2-234
945	INVERTER PCB ASSEMBLY .....	2-235
960	AC DRIVER PCB ASSEMBLY .....	2-236
961	REVERSE MOTOR DRIVER PCB ASS'Y .....	2-237
980	H.V. AC TRANSFORMER PCB ASS'Y .....	2-238
985	H. V. T. PCB ASSEMBLY .....	2-239
986	FIXING SENSOR DRIVE ASSEMBLY .....	2-240





# NUMERICAL INDEX

## iR7086/7095/7105/7086B/7095P/7105B)

PARTS NUMBER	FIGURE & KEY NO.	PARTS NUMBER	FIGURE & KEY NO.	PARTS NUMBER	FIGURE & KEY NO.
97-5527-000	550 - 1	FA9-2112-000	302 - 8	FB2-7605-000	312 - 5
97-5527-0000	570 - 23	FA9-2112-000	303 - 8	FB2-7606-000	311 - 6
FA2-1498-000	550 - 2	FA9-2112-000	311 - 2	FB2-7606-000	312 - 6
FA2-1498-000	580 - 1	FA9-2112-000	312 - 1	FB2-7607-020	311 - 7
FA2-9037-000	810 - 1	FA9-2112-000	313 - 2	FB2-7614-000	312 - 7
FA3-0515-000	640 - 1	FA9-2112-000	360 - 3	FB2-7620-020	311 - 9
FA3-2118-000	550 - 4	FA9-2112-000	775 - 1	FB2-7623-020	313 - 4
FA3-2128-000	570 - 5	FA9-3389-010	100 - 114	FB2-7624-020	311 - 10
FA3-2471-000	720 - 2	FA9-3622-020	105 - 18	FB2-7624-020	312 - 78
FA3-2472-000	720 - 3	FA9-3674-000	300 - 1	FB2-7624-020	313 - 5
FA3-2473-000	720 - 4	FA9-3684-000	100 - 73	FB2-7630-000	312 - 10
FA3-2474-000	720 - 5	FA9-3684-000	195 - 1	FB2-7631-030	311 - 11
FA3-2475-000	720 - 6	FA9-3691-020	312 - 2	FB2-7632-000	311 - 12
FA3-2476-000	720 - 7	FA9-3730-020	600 - 4	FB2-7632-000	312 - 9
FA3-2477-000	720 - 8	FA9-3784-020	100 - 42	FB2-7633-020	312 - 11
FA3-2478-000	720 - 9	FA9-3822-000	810 - 6	FB2-7641-040	312 - 12
FA3-2479-000	720 - 10	FA9-3827-000	311 - 3	FB2-7642-000	312 - 13
FA3-2482-000	720 - 11	FA9-4008-000	320 - 4	FB2-7696-000	311 - 15
FA3-2483-000	720 - 12	FA9-4008-000	325 - 8	FB2-7696-000	312 - 14
FA3-2565-000	570 - 18	FA9-4039-000	260 - 12	FB2-7696-000	313 - 6
FA3-2764-020	350 - 1	FB1-6833-000	810 - 67	FB2-7702-020	312 - 15
FA3-4725-000	161A - 40	FB1-7070-000	313 - 3	FB2-7702-020	313 - 17
FA3-8004-000	570 - 4	FB1-8619-000	316 - 2	FB2-7704-050	313 - 20
FA3-8727-000	315 - 1	FB1-8620-000	316 - 3	FB2-7715-020	313 - 7
FA3-8894-040	810 - 2	FB1-8621-000	316 - 4	FB2-7716-020	313 - 8
FA4-0207-000	645 - 1	FB1-8625-000	316 - 5	FB2-7717-030	313 - 9
FA4-1159-000	164B - 1	FB1-8735-000	107 - 13	FB2-7718-030	313 - 10
FA4-1819-000	600 - 1	FB1-8737-000	107 - 14	FB2-7719-000	313 - 37
FA4-2037-000	600 - 2	FB2-1035-000	320 - 5	FB2-7720-000	313 - 11
FA4-8609-000	940 - 7	FB2-1047-000	250 - 3	FB2-7721-020	313 - 12
FA5-1876-000	580 - 3	FB2-2139-020	360 - 5	FB2-7722-000	313 - 13
FA5-2872-000	313 - 1	FB2-6285-020	325 - 4	FB2-7723-000	313 - 14
FA5-3771-020	640 - 2	FB2-6285-020	775 - 2	FB2-7724-000	313 - 15
FA5-4266-000	315 - 2	FB2-6310-000	211 - 42	FB2-7740-020	302 - 48
FA5-4403-000	810 - 3	FB2-6850-000	580 - 5	FB2-7740-020	303 - 48
FA5-5499-030	161A - 49	FB2-6897-000	600 - 9	FB2-7740-020	316 - 7
FA6-0648-040	510 - 1	FB2-7096-000	580 - 6	FB2-7750-000	100 - 92
FA6-3071-020	810 - 4	FB2-7137-000	351 - 1	FB2-7755-000	100 - 79
FA6-6457-000	311 - 1	FB2-7163-000	350 - 2	FB2-7755-000	100 - 93
FA6-7728-000	315 - 3	FB2-7238-000	810 - 7	FB2-7755-000	360 - 6
FA6-7737-000	315 - 4	FB2-7261-000	810 - 8	FB2-7841-000	260 - 2
FA6-7822-020	640 - 4	FB2-7264-000	810 - 9	FB2-7899-020	108 - 3
FA6-7865-000	600 - 3	FB2-7515-020	315 - 7	FB2-7900-000	108 - 4
FA6-7939-000	360 - 2	FB2-7537-000	315 - 8	FB2-7981-000	775 - 3
FA6-8003-000	810 - 5	FB2-7542-000	315 - 9	FB2-8003-000	102 - 31
FA6-8071-000	315 - 5	FB2-7545-000	315 - 10	FB2-8010-000	102 - 3
FA6-8304-000	250 - 1	FB2-7558-000	315 - 11	FB2-8041-000	103 - 20
FA6-9988-020	302 - 6	FB2-7560-030	101 - 10	FB2-8094-020	100 - 24
FA6-9988-020	303 - 6	FB2-7593-000	311 - 4	FB2-8094-020	105 - 9
FA9-1969-000	104 - 14	FB2-7593-000	312 - 3	FB2-8098-000	101 - 24
FA9-2112-000	164C - 2	FB2-7603-040	312 - 4	FB2-8192-000	320 - 19
FA9-2112-000	261 - 1	FB2-7605-000	311 - 5	FB2-8204-000	320 - 20

# NUMERICAL INDEX

## iR7086/7095/7105/7086B/7095P/7105B)

PARTS NUMBER	FIGURE & KEY NO.	PARTS NUMBER	FIGURE & KEY NO.	PARTS NUMBER	FIGURE & KEY NO.
FB2-8213-000	320 - 9	FB4-1354-000	106 - 1	FB4-1693-000	580 - 11
FB2-8214-000	320 - 21	FB4-1355-020	104 - 4	FB4-1694-000	570 - 10
FB2-8217-020	320 - 10	FB4-1358-000	315 - 18	FB4-1695-000	570 - 11
FB2-8227-000	315 - 12	FB4-1407-000	100 - 110	FB4-1696-000	570 - 12
FB2-8248-020	105 - 1	FB4-1410-000	103 - 6	FB4-1697-000	570 - 13
FB2-8266-020	312 - 20	FB4-1411-000	103 - 7	FB4-1719-000	325 - 7
FB2-8302-000	600 - 7	FB4-1418-020	103 - 8	FB4-1750-030	106 - 2
FB2-8345-000	101 - 21	FB4-1418-020	103 - 17	FB4-1753-000	106 - 3
FB2-8376-000	320 - 22	FB4-1420-000	102 - 18	FB4-1766-000	250 - 4
FB2-8384-000	315 - 13	FB4-1421-000	103 - 55	FB4-1781-000	106 - 4
FB2-8402-000	775 - 4	FB4-1430-020	101 - 11	FB4-1792-000	775 - 5
FB2-8410-000	311 - 17	FB4-1432-020	120 - 1	FB4-1794-000	775 - 6
FB2-8410-000	312 - 16	FB4-1465-000	106 - 13	FB4-1795-020	775 - 7
FB2-8436-000	311 - 18	FB4-1494-000	900 - 12	FB4-1797-000	775 - 8
FB2-8465-000	302 - 10	FB4-1513-030	105 - 32	FB4-1806-000	250 - 5
FB2-8465-000	303 - 10	FB4-1542-000	770 - 1	FB4-1806-000	270 - 1
FB2-8506-020	108 - 5	FB4-1575-020	600 - 28	FB4-1821-030	640 - 6
FB2-8512-000	311 - 19	FB4-1576-000	600 - 11	FB4-1824-000	640 - 7
FB2-8512-000	312 - 17	FB4-1577-000	600 - 12	FB4-1825-000	640 - 8
FB2-8512-000	313 - 16	FB4-1579-000	600 - 101	FB4-1828-020	640 - 9
FB2-9248-000	231 - 3	FB4-1584-000	600 - 13	FB4-1829-020	640 - 10
FB3-2331-020	320 - 23	FB4-1585-000	600 - 14	FB4-1831-000	640 - 11
FB3-5006-000	640 - 5	FB4-1590-000	600 - 15	FB4-1837-000	640 - 12
FB3-8333-000	311 - 20	FB4-1592-000	600 - 16	FB4-1842-000	645 - 2
FB3-8369-000	350 - 6	FB4-1594-000	600 - 17	FB4-1849-000	645 - 3
FB3-8398-020	320 - 24	FB4-1595-000	600 - 18	FB4-1856-010	645 - 5
FB3-8411-020	810 - 11	FB4-1600-000	600 - 19	FB4-1857-000	645 - 6
FB3-8412-000	810 - 12	FB4-1607-000	600 - 20	FB4-1858-000	645 - 7
FB3-8414-000	350 - 7	FB4-1609-000	600 - 21	FB4-1900-000	265 - 2
FB3-8508-000	302 - 3	FB4-1611-000	600 - 22	FB4-1933-000	550 - 6
FB3-8508-000	303 - 3	FB4-1612-000	600 - 23	FB4-1941-000	550 - 7
FB3-8572-020	315 - 26	FB4-1612-000	910 - 2	FB4-1947-000	940 - 2
FB3-8616-000	261 - 2	FB4-1613-000	600 - 24	FB4-1948-000	940 - 3
FB3-9308-000	300 - 8	FB4-1616-000	600 - 5	FB4-1953-000	106 - 5
FB3-9316-000	300 - 14	FB4-1617-000	600 - 25	FB4-1969-020	100 - 81
FB3-9319-000	300 - 15	FB4-1618-000	600 - 26	FB4-1972-030	100 - 95
FB3-9321-000	300 - 44	FB4-1619-020	600 - 10	FB4-1982-000	311 - 22
FB3-9322-020	300 - 17	FB4-1620-000	510 - 3	FB4-1989-000	312 - 18
FB3-9323-020	300 - 18	FB4-1621-000	510 - 4	FB4-2000-000	312 - 19
FB3-9345-020	104 - 28	FB4-1622-000	510 - 5	FB4-2007-000	311 - 25
FB3-9356-000	104 - 15	FB4-1648-000	580 - 7	FB4-2007-000	312 - 21
FB3-9361-000	107 - 6	FB4-1650-000	580 - 8	FB4-2007-000	313 - 18
FB3-9362-020	107 - 7	FB4-1656-000	580 - 9	FB4-2007-000	315 - 14
FB3-9364-000	107 - 15	FB4-1657-000	580 - 10	FB4-2009-000	312 - 22
FB3-9372-000	810 - 13	FB4-1667-000	325 - 25	FB4-2010-000	312 - 23
FB4-0650-000	104 - 29	FB4-1670-000	325 - 5	FB4-2012-000	312 - 24
FB4-0726-000	210 - 1	FB4-1679-000	325 - 6	FB4-2019-020	104 - 5
FB4-1202-000	311 - 21	FB4-1680-020	570 - 6	FB4-2023-000	104 - 6
FB4-1334-020	108 - 6	FB4-1681-020	570 - 7	FB4-2024-000	104 - 7
FB4-1339-020	108 - 7	FB4-1682-000	570 - 8	FB4-2031-000	313 - 19
FB4-1340-000	108 - 9	FB4-1693-000	550 - 5	FB4-2035-000	315 - 15
FB4-1350-020	102 - 14	FB4-1693-000	570 - 15	FB4-2042-000	103 - 4

# NUMERICAL INDEX

## iR7086/7095/7105/7086B/7095P/7105B)

PARTS NUMBER	FIGURE & KEY NO.	PARTS NUMBER	FIGURE & KEY NO.	PARTS NUMBER	FIGURE & KEY NO
FB4-2062-000	320 - 26	FB4-2327-000	320 - 44	FB4-7605-000	163A - 4
FB4-2077-000	320 - 28	FB4-3687-000	550 - 20	FB4-7606-000	163A - 5
FB4-2088-000	330 - 1	FB4-3687-000	580 - 2	FB4-7607-000	163A - 6
FB4-2090-000	330 - 2	FB4-3700-000	311 - 26	FB4-7617-020	164A - 90
FB4-2093-000	330 - 3	FB4-3728-000	260 - 4	FB4-7620-000	164A - 34
FB4-2094-000	330 - 4	FB4-3729-000	260 - 5	FB4-7625-020	164A - 35
FB4-2106-000	360 - 7	FB4-3732-020	102 - 53	FB4-7626-000	164A - 96
FB4-2113-020	360 - 8	FB4-3740-020	102 - 54	FB4-7637-020	164B - 19
FB4-2114-030	360 - 9	FB4-3743-000	102 - 24	FB4-7640-000	164B - 3
FB4-2124-000	360 - 12	FB4-3747-020	315 - 16	FB4-7646-020	164B - 22
FB4-2131-000	360 - 13	FB4-3767-000	265 - 3	FB4-7647-030	164B - 23
FB4-2132-000	360 - 14	FB4-3811-020	103 - 10	FB4-7648-000	164B - 24
FB4-2133-020	360 - 15	FB4-3822-020	102 - 4	FB4-7650-000	164B - 25
FB4-2134-020	360 - 124	FB4-3823-020	102 - 5	FB4-7651-000	164B - 26
FB4-2135-000	360 - 16	FB4-3850-000	325 - 10	FB4-7655-000	164A - 117
FB4-2136-020	360 - 17	FB4-3851-000	325 - 11	FB4-7657-000	164A - 118
FB4-2145-020	360 - 18	FB4-3852-000	325 - 12	FB4-7660-020	164A - 38
FB4-2150-000	360 - 10	FB4-3858-000	325 - 13	FB4-7662-000	164A - 39
FB4-2152-020	360 - 21	FB4-3860-000	325 - 14	FB4-7663-000	164A - 40
FB4-2153-020	360 - 22	FB4-5005-000	130B - 5	FB4-7664-000	164A - 41
FB4-2155-020	360 - 23	FB4-5253-020	300 - 4	FB4-7668-000	164B - 9
FB4-2156-020	360 - 24	FB4-5257-020	101 - 26	FB4-7669-000	164A - 42
FB4-2159-000	360 - 25	FB4-5311-000	100 - 43	FB4-7670-000	164A - 43
FB4-2159-000	810 - 14	FB4-5335-000	104 - 16	FB4-7675-020	164C - 4
FB4-2164-000	360 - 26	FB4-6214-030	311 - 13	FB4-7678-000	164C - 5
FB4-2191-000	810 - 15	FB4-7003-000	161A - 14	FB4-7684-000	164C - 32
FB4-2195-020	810 - 16	FB4-7481-000	360 - 28	FB4-7685-020	164C - 31
FB4-2196-020	810 - 17	FB4-7486-000	265 - 4	FB4-7687-000	168 - 1
FB4-2224-000	320 - 29	FB4-7486-000	360 - 29	FB4-7689-020	168 - 9
FB4-2225-000	320 - 30	FB4-7559-000	164A - 3	FB4-7692-000	164C - 41
FB4-2235-000	320 - 31	FB4-7560-020	164A - 4	FB4-7693-000	164C - 7
FB4-2236-000	320 - 32	FB4-7561-030	164A - 5	FB4-7694-000	164C - 8
FB4-2237-000	320 - 33	FB4-7562-020	164A - 6	FB4-7697-000	164C - 47
FB4-2239-000	810 - 18	FB4-7563-020	164A - 7	FB4-7706-000	164C - 37
FB4-2249-000	810 - 65	FB4-7564-020	164A - 8	FB4-7707-000	164C - 11
FB4-2254-000	320 - 34	FB4-7570-030	164A - 13	FB4-7710-000	162A - 1
FB4-2263-000	350 - 10	FB4-7571-020	164A - 14	FB4-7711-000	162A - 2
FB4-2284-000	351 - 7	FB4-7572-030	164A - 15	FB4-7718-000	162A - 12
FB4-2288-020	351 - 8	FB4-7578-000	164A - 18	FB4-7719-000	162A - 3
FB4-2289-020	351 - 9	FB4-7579-020	164A - 19	FB4-7733-000	168 - 10
FB4-2293-000	351 - 10	FB4-7582-000	164A - 129	FB4-7734-000	168 - 11
FB4-2294-000	351 - 11	FB4-7584-020	164A - 20	FB4-7745-000	164A - 44
FB4-2299-000	320 - 35	FB4-7585-020	164A - 21	FB4-7746-000	164A - 45
FB4-2300-000	320 - 36	FB4-7588-020	164A - 24	FB4-7747-000	161A - 6
FB4-2305-020	320 - 37	FB4-7589-020	164A - 25	FB4-7749-000	161A - 7
FB4-2306-020	320 - 38	FB4-7590-000	164A - 26	FB4-7755-000	161A - 8
FB4-2307-020	320 - 39	FB4-7596-000	164A - 32	FB4-7756-000	161A - 9
FB4-2308-020	320 - 40	FB4-7596-000	164C - 3	FB4-7761-020	161A - 65
FB4-2312-000	320 - 41	FB4-7597-000	164B - 6	FB4-7762-000	161A - 66
FB4-2314-000	320 - 42	FB4-7598-000	164A - 78	FB4-7763-000	161A - 11
FB4-2317-000	320 - 43	FB4-7599-000	164A - 33	FB4-7764-000	161A - 52
FB4-2326-020	360 - 122	FB4-7604-000	163A - 3	FB4-7767-020	166 - 3

# NUMERICAL INDEX

## iR7086/7095/7105/7086B/7095P/7105B)

PARTS NUMBER	FIGURE & KEY NO.	PARTS NUMBER	FIGURE & KEY NO.	PARTS NUMBER	FIGURE & KEY NO
FB4-7768-000	164A - 46	FB5-2063-000	311 - 32	FB5-6941-020	810 - 28
FB4-7782-030	161A - 53	FB5-2063-000	312 - 29	FB5-6944-000	810 - 29
FB4-7788-000	161A - 5	FB5-2063-000	313 - 23	FB5-6945-000	810 - 30
FB4-7791-000	161A - 20	FB5-2131-000	130B - 6	FB5-6951-000	810 - 31
FB4-7792-000	161A - 21	FB5-2164-000	130B - 7	FB5-6976-020	350 - 13
FB4-7834-000	104 - 1	FB5-2165-000	130B - 8	FB5-7013-020	311 - 14
FB4-7835-000	311 - 29	FB5-2168-000	130B - 9	FB5-7013-020	312 - 25
FB4-7839-020	102 - 7	FB5-2169-000	130B - 10	FB5-7076-000	320 - 50
FB4-7846-020	108 - 10	FB5-2170-000	130B - 11	FB5-7374-000	270 - 18
FB4-8012-020	600 - 53	FB5-2171-000	130B - 12	FB5-7375-020	270 - 19
FB4-8013-000	600 - 29	FB5-2177-000	130B - 16	FB5-7558-000	810 - 34
FB4-8014-000	600 - 30	FB5-2184-000	130B - 21	FB5-7559-000	810 - 35
FB4-8018-000	600 - 31	FB5-2394-000	580 - 15	FB5-7562-000	810 - 37
FB4-8030-000	163A - 7	FB5-2512-000	100 - 82	FB5-7656-020	320 - 51
FB4-8031-000	164A - 49	FB5-2515-000	580 - 16	FB5-7657-000	351 - 16
FB4-8032-000	164A - 50	FB5-2596-000	106 - 7	FB5-7660-000	810 - 38
FB4-8033-000	164A - 51	FB5-2598-020	600 - 59	FB5-7662-000	351 - 17
FB4-8034-000	164A - 119	FB5-2618-020	320 - 49	FB5-7663-000	351 - 18
FB4-8040-010	162A - 17	FB5-2837-000	315 - 21	FB5-7664-000	351 - 12
FB4-8042-010	162A - 9	FB5-2838-000	315 - 22	FB5-7666-000	350 - 12
FB4-8043-000	162A - 9	FB5-3087-000	211 - 3	FB5-7668-020	350 - 3
FB4-8044-010	162A - 9	FB5-3105-000	580 - 17	FB5-7671-000	320 - 6
FB4-8046-020	167 - 1	FB5-3365-000	300 - 26	FB5-7672-000	320 - 7
FB4-8047-040	167 - 1	FB5-3365-000	302 - 37	FB5-7673-020	320 - 8
FB4-8048-010	167 - 2	FB5-3365-000	303 - 37	FB5-7676-000	325 - 17
FB4-8049-010	167 - 2	FB5-3395-000	351 - 13	FB5-8717-020	350 - 4
FB4-8050-010	167 - 2	FB5-3407-000	320 - 63	FB5-8723-020	102 - 38
FB4-8057-000	163A - 8	FB5-3410-000	351 - 14	FB5-8729-000	350 - 9
FB4-8062-000	162A - 18	FB5-3421-000	351 - 15	FB5-8735-000	104 - 8
FB4-8064-000	164A - 112	FB5-3625-000	350 - 11	FB5-8817-000	600 - 42
FB4-8074-000	167 - 4	FB5-3636-000	211 - 40	FB5-9097-000	100 - 2
FB4-8075-020	164A - 98	FB5-3636-000	211 - 48	FB5-9518-000	164B - 20
FB4-9029-000	311 - 30	FB5-4339-000	312 - 30	FB5-9525-000	164C - 52
FB4-9029-000	312 - 27	FB5-5599-000	300 - 35	FB5-9529-020	162A - 4
FB4-9029-000	313 - 21	FB5-5620-000	312 - 31	FB5-9530-000	164A - 108
FB4-9030-000	360 - 133	FB5-5621-000	311 - 33	FB5-9531-000	164A - 107
FB4-9032-000	106 - 6	FB5-5635-000	106 - 26	FB5-9532-000	164A - 131
FB4-9043-000	311 - 31	FB5-6586-000	311 - 34	FB5-9533-000	164A - 111
FB4-9043-000	312 - 28	FB5-6586-000	312 - 32	FB5-9538-000	161A - 10
FB4-9043-000	313 - 22	FB5-6586-000	313 - 24	FB5-9541-000	161A - 54
FB4-9355-020	580 - 12	FB5-6833-000	810 - 21	FB5-9542-000	161A - 55
FB4-9360-000	810 - 68	FB5-6868-000	600 - 40	FB5-9542-000	164C - 1
FB4-9511-000	770 - 2	FB5-6882-030	106 - 8	FB5-9549-000	164C - 44
FB4-9515-000	325 - 16	FB5-6884-000	106 - 9	FB5-9554-000	161A - 27
FB4-9524-000	810 - 20	FB5-6895-000	250 - 6	FB5-9648-000	580 - 18
FB4-9525-000	600 - 34	FB5-6910-020	360 - 123	FB6-0397-000	100 - 58
FB4-9526-000	600 - 35	FB5-6925-020	360 - 31	FB6-0432-000	104 - 40
FB4-9799-000	770 - 3	FB5-6930-000	810 - 22	FB6-0433-000	104 - 41
FB5-0529-000	580 - 13	FB5-6931-020	810 - 23	FB6-0439-020	104 - 43
FB5-0530-000	580 - 14	FB5-6934-000	810 - 25	FB6-0439-020	130A - 1
FB5-0553-000	231 - 4	FB5-6935-020	810 - 26	FB6-0449-000	104 - 36
FB5-1844-000	600 - 36	FB5-6936-020	810 - 27	FB6-0450-000	104 - 42

# NUMERICAL INDEX

## iR7086/7095/7105/7086B/7095P/7105B)

PARTS NUMBER	FIGURE & KEY NO.	PARTS NUMBER	FIGURE & KEY NO.	PARTS NUMBER	FIGURE & KEY NO
FB6-0453-000	130B - 25	FB6-4081-000	570 - 20	FC2-1473-000	164A - 110
FB6-0454-000	130B - 20	FB6-4248-000	265 - 5	FC2-1475-000	164C - 13
FB6-0474-020	325 - 1	FB6-4303-000	211 - 4	FC2-2146-000	163A - 9
FB6-0480-020	320 - 52	FB6-5889-000	251 - 2	FC2-3245-000	163A - 10
FB6-0484-000	330 - 5	FB6-6573-000	311 - 8	FC3-0722-000	164D - 104
FB6-0485-000	330 - 6	FB6-6573-000	312 - 8	FC5-0127-000	420 - 1
FB6-0502-020	580 - 19	FB6-6578-010	102 - 32	FC5-0127-000	430 - 1
FB6-0513-000	311 - 36	FB6-6864-000	900 - 2	FC5-0136-000	430 - 2
FB6-0513-000	312 - 34	FB6-6960-000	300 - 45	FC5-0165-000	430 - 3
FB6-0524-020	313 - 26	FB6-6961-000	300 - 48	FC5-1280-000	100 - 10
FB6-0525-020	360 - 32	FB6-6962-000	300 - 32	FC5-1282-000	100 - 11
FB6-0528-000	100 - 83	FB6-6965-000	300 - 22	FC5-1305-000	900 - 4
FB6-0529-020	102 - 39	FB6-6966-000	300 - 31	FC5-1904-000	620 - 66
FB6-0534-000	360 - 33	FB6-6968-000	300 - 19	FC5-1912-000	620 - 67
FB6-0559-000	360 - 34	FB6-6975-000	100 - 4	FC5-1913-000	620 - 68
FB6-0560-020	360 - 35	FB6-7011-000	100 - 97	FC5-1945-000	620 - 2
FB6-0575-020	360 - 37	FB6-7012-000	100 - 5	FC5-1949-000	620 - 3
FB6-0579-000	360 - 39	FB6-7013-000	100 - 6	FC5-1950-000	620 - 81
FB6-0581-000	250 - 7	FB6-7014-000	100 - 7	FC5-2452-000	100 - 61
FB6-0599-000	350 - 8	FB6-7044-000	305 - 2	FC5-2719-000	100 - 85
FB6-0603-000	100 - 44	FB6-7051-000	360 - 27	FC5-2720-000	100 - 12
FB6-0615-000	311 - 38	FB6-7097-000	100 - 120	FC5-2792-000	210 - 41
FB6-0615-000	312 - 36	FB6-7105-000	320 - 1	FC5-2810-000	430 - 4
FB6-0615-000	313 - 27	FB6-7106-000	351 - 3	FC5-2834-000	211 - 5
FB6-0623-000	360 - 40	FB6-7107-000	350 - 5	FC5-2835-000	420 - 2
FB6-0624-000	360 - 41	FB6-7112-000	101 - 2	FC5-2840-000	430 - 5
FB6-0625-000	360 - 42	FB6-7113-000	100 - 8	FC5-2882-000	211 - 49
FB6-0776-000	100 - 60	FB6-7114-000	100 - 9	FC5-2934-000	210 - 36
FB6-0782-000	900 - 3	FC1-3044-000	161A - 33	FC5-2953-000	163B - 1
FB6-0783-000	770 - 4	FC1-5061-000	302 - 11	FC5-2954-000	163B - 24
FB6-0784-000	107 - 18	FC1-5061-000	303 - 11	FC5-2956-000	163B - 2
FB6-2369-020	104 - 9	FC1-5081-000	302 - 13	FC5-2957-000	163B - 3
FB6-2370-020	640 - 15	FC1-5081-000	303 - 13	FC5-2958-000	163B - 4
FB6-2373-000	320 - 53	FC1-6140-000	810 - 39	FC5-2959-000	163B - 20
FB6-2374-000	810 - 45	FC1-6179-000	162A - 5	FC5-2960-000	163B - 21
FB6-2376-000	320 - 54	FC1-6853-020	194 - 1	FC5-2961-000	163B - 19
FB6-2377-000	312 - 37	FC1-7438-000	351 - 6	FC5-2962-020	163B - 16
FB6-2378-000	325 - 43	FC2-1191-000	161A - 56	FC5-2963-000	163B - 5
FB6-2380-000	600 - 43	FC2-1195-000	161A - 61	FC5-2967-000	164D - 85
FB6-2385-000	600 - 44	FC2-1196-000	161A - 62	FC5-2975-000	164D - 82
FB6-2390-000	600 - 45	FC2-1197-000	161A - 63	FC5-2978-000	164D - 76
FB6-2397-000	100 - 84	FC2-1204-000	161A - 57	FC5-2979-000	164D - 77
FB6-2397-000	360 - 47	FC2-1206-000	161A - 58	FC5-2980-000	164D - 1
FB6-2400-000	600 - 46	FC2-1208-020	161A - 41	FC5-2987-020	164D - 64
FB6-2402-000	600 - 47	FC2-1209-020	161A - 59	FC5-2988-000	164D - 65
FB6-2883-000	360 - 62	FC2-1227-000	164B - 27	FC5-2989-000	164D - 72
FB6-2886-000	316 - 1	FC2-1258-000	164B - 28	FC5-2990-030	164D - 73
FB6-2887-000	316 - 9	FC2-1302-000	168 - 3	FC5-2991-000	164D - 2
FB6-3771-000	100 - 3	FC2-1351-000	164A - 52	FC5-2992-000	164D - 3
FB6-3953-000	130A - 5	FC2-1369-000	164B - 29	FC5-2994-000	164D - 4
FB6-4057-000	312 - 38	FC2-1370-000	164B - 30	FC5-2995-020	164D - 5
FB6-4059-000	312 - 39	FC2-1371-000	164B - 31	FC5-2996-020	164D - 6

# NUMERICAL INDEX

## iR7086/7095/7105/7086B/7095P/7105B)

PARTS NUMBER	FIGURE & KEY NO.	PARTS NUMBER	FIGURE & KEY NO.	PARTS NUMBER	FIGURE & KEY NO
FC5-2997-020	164D - 51	FC5-3147-000	164D - 13	FC6-0978-000	100 - 40
FC5-2998-020	164D - 7	FC5-3148-000	164D - 14	FC6-0979-000	161A - 15
FC5-3000-020	164D - 52	FC5-3149-000	164D - 92	FC6-0983-000	163A - 12
FC5-3002-000	164D - 53	FC5-3150-000	164D - 93	FC6-0984-000	163A - 12
FC5-3004-000	164D - 54	FC5-3152-000	164D - 95	FC6-0989-000	164A - 2
FC5-3006-020	164D - 55	FC5-3153-000	164D - 136	FC6-0991-000	164A - 86
FC5-3007-020	164D - 56	FC5-3154-000	164D - 16	FC6-0992-000	162A - 9
FC5-3008-000	164D - 8	FC5-3163-000	164D - 117	FC6-0993-000	162A - 17
FC5-3009-020	164D - 132	FC5-3165-000	164D - 121	FC6-0994-000	162A - 17
FC5-3010-000	164D - 9	FC5-3166-000	164D - 122	FC6-0995-000	167 - 2
FC5-3014-000	163B - 6	FC5-3167-000	164D - 123	FC6-0998-000	163A - 12
FC5-3015-000	161B - 1	FC5-3168-000	164D - 124	FC6-3752-000	302 - 1
FC5-3016-000	163B - 22	FC5-3169-000	164D - 125	FC6-3752-000	303 - 1
FC5-3017-000	163B - 23	FC5-3170-000	164D - 126	FC6-3753-000	302 - 22
FC5-3019-000	164D - 57	FC5-3177-020	164D - 17	FC6-3762-000	302 - 40
FC5-3020-000	164D - 78	FC5-3202-000	160 - 5	FC6-3762-000	303 - 40
FC5-3021-000	164D - 66	FC5-3202-000	161B - 4	FC6-3763-000	302 - 7
FC5-3022-000	164D - 74	FC5-3206-000	164D - 148	FC6-3763-000	303 - 7
FC5-3024-020	164D - 67	FC5-3207-000	161B - 25	FC6-3764-000	302 - 2
FC5-3025-020	163B - 13	FC5-3211-000	161B - 13	FC6-3764-000	303 - 2
FC5-3026-000	164D - 68	FC5-3212-020	161B - 14	FC6-3767-000	302 - 9
FC5-3051-000	162B - 18	FC5-3214-000	161B - 6	FC6-3767-000	303 - 9
FC5-3051-000	167 - 2	FC5-3216-000	161B - 23	FC6-3768-000	302 - 14
FC5-3052-000	167 - 2	FC5-3217-000	161B - 24	FC6-3768-000	303 - 14
FC5-3056-000	163A - 12	FC5-3218-000	164D - 43	FC6-3769-000	302 - 18
FC5-3056-000	163B - 25	FC5-3221-000	161B - 15	FC6-3769-000	303 - 18
FC5-3057-000	163A - 12	FC5-3223-000	161B - 26	FC6-3776-000	102 - 84
FC5-3062-000	167 - 2	FC5-3225-000	164D - 18	FC6-3778-000	102 - 66
FC5-3063-000	162A - 9	FC5-3226-000	161B - 16	FC6-3784-000	303 - 22
FC5-3102-000	161B - 3	FC5-4424-000	164D - 19	FC6-3785-000	303 - 53
FC5-3106-000	162B - 2	FC5-4425-000	164D - 58	FC6-3853-000	302 - 32
FC5-3108-000	162B - 4	FC5-5091-000	620 - 4	FC6-3853-000	303 - 32
FC5-3111-000	162B - 5	FC5-5129-000	100 - 115	FC6-4003-000	211 - 6
FC5-3112-000	162B - 16	FC5-5130-000	100 - 116	FC6-4006-000	420 - 3
FC5-3113-000	162B - 6	FC5-6264-000	620 - 5	FC6-4591-000	210 - 38
FC5-3114-000	164D - 105	FC6-0940-000	162A - 6	FC6-4598-000	211 - 7
FC5-3115-000	164D - 106	FC6-0946-000	164A - 1	FC6-4599-000	211 - 43
FC5-3116-000	164D - 107	FC6-0951-000	167 - 5	FC6-4600-000	210 - 2
FC5-3118-000	164D - 108	FC6-0952-000	167 - 6	FC6-4609-000	210 - 39
FC5-3119-000	164D - 109	FC6-0953-000	167 - 7	FC6-4941-000	130A - 6
FC5-3120-000	164D - 110	FC6-0954-000	167 - 8	FC6-4942-000	130A - 7
FC5-3121-000	164D - 111	FC6-0955-000	167 - 9	FC6-4943-000	130A - 8
FC5-3124-020	164D - 112	FC6-0956-000	167 - 12	FC6-4945-000	130A - 9
FC5-3126-000	164D - 143	FC6-0957-000	167 - 11	FC6-4946-000	130A - 10
FC5-3128-000	164D - 101	FC6-0959-000	100 - 36	FC6-4947-000	130A - 11
FC5-3129-000	164D - 102	FC6-0961-000	100 - 37	FC6-4949-000	130A - 12
FC5-3130-000	164D - 103	FC6-0963-000	100 - 38	FC6-4950-000	130A - 13
FC5-3131-000	164D - 144	FC6-0970-000	100 - 39	FC6-4951-000	130A - 14
FC5-3137-000	162B - 7	FC6-0972-000	160 - 1	FC6-4952-000	130A - 15
FC5-3144-000	164D - 10	FC6-0973-000	160 - 2	FC6-4954-000	130A - 16
FC5-3145-000	164D - 11	FC6-0974-000	160 - 3	FC6-4955-000	130A - 17
FC5-3146-000	164D - 12	FC6-0975-000	160 - 4	FC6-4956-000	130A - 18

# NUMERICAL INDEX

## iR7086/7095/7105/7086B/7095P/7105B)

PARTS NUMBER	FIGURE & KEY NO.	PARTS NUMBER	FIGURE & KEY NO.	PARTS NUMBER	FIGURE & KEY NO
FC6-4957-000	130A - 19	FC6-5522-000	620 - 44	FC6-5694-000	105 - 20
FC6-4958-000	130A - 29	FC6-5526-000	620 - 45	FC6-5695-000	105 - 21
FC6-4958-000	130B - 34	FC6-5529-000	100 - 77	FC6-5699-000	100 - 17
FC6-4959-000	130A - 30	FC6-5530-000	100 - 76	FC6-5703-000	103 - 43
FC6-4959-000	130B - 35	FC6-5531-000	302 - 45	FC6-5704-000	103 - 44
FC6-4960-000	130A - 31	FC6-5532-000	303 - 45	FC6-5706-000	100 - 74
FC6-4960-000	130B - 36	FC6-5533-000	300 - 6	FC6-5713-000	100 - 52
FC6-4961-000	130A - 32	FC6-5534-000	300 - 9	FC6-5715-000	100 - 53
FC6-4961-000	130B - 37	FC6-5536-000	104 - 27	FC6-5716-000	104 - 38
FC6-4964-000	130A - 7	FC6-5537-000	104 - 17	FC6-5717-000	104 - 32
FC6-4965-000	130A - 7	FC6-5541-000	620 - 20	FC6-5718-000	106 - 17
FC6-5117-000	211 - 37	FC6-5542-000	620 - 21	FC6-5719-000	102 - 71
FC6-5118-000	211 - 38	FC6-5546-000	265 - 6	FC6-5721-000	103 - 45
FC6-5133-000	210 - 3	FC6-5547-000	265 - 7	FC6-5722-000	103 - 53
FC6-5134-000	210 - 4	FC6-5548-000	265 - 8	FC6-5731-000	104 - 36
FC6-5135-000	210 - 5	FC6-5549-000	265 - 9	FC6-5732-000	100 - 54
FC6-5138-000	210 - 21	FC6-5550-000	265 - 10	FC6-5738-000	211 - 9
FC6-5139-000	210 - 22	FC6-5551-000	265 - 11	FC6-5741-000	210 - 5
FC6-5141-000	210 - 13	FC6-5552-000	265 - 12	FC6-6824-000	130A - 20
FC6-5142-000	210 - 6	FC6-5554-000	265 - 13	FC6-7114-000	420 - 3
FC6-5143-000	210 - 7	FC6-5555-000	265 - 35	FC6-7119-000	210 - 27
FC6-5144-000	210 - 8	FC6-5558-000	265 - 14	FC6-7122-000	211 - 10
FC6-5145-000	210 - 32	FC6-5561-000	265 - 15	FC6-7123-000	210 - 9
FC6-5153-000	211 - 8	FC6-5564-000	265 - 16	FC6-7144-000	100 - 18
FC6-5156-000	211 - 9	FC6-5565-000	103 - 48	FC6-7145-000	100 - 19
FC6-5449-000	900 - 5	FC6-5566-000	103 - 54	FC6-7147-000	900 - 6
FC6-5456-000	810 - 40	FC6-5570-000	103 - 41	FC6-7152-000	302 - 16
FC6-5457-000	810 - 41	FC6-5571-000	103 - 42	FC6-7152-000	303 - 16
FC6-5458-000	810 - 62	FC6-5572-000	103 - 49	FC6-7157-000	100 - 20
FC6-5461-000	810 - 42	FC6-5578-000	316 - 6	FC6-7158-000	100 - 21
FC6-5471-000	320 - 12	FC6-5582-000	103 - 34	FC6-7164-000	900 - 2
FC6-5474-000	325 - 50	FC6-5583-000	103 - 35	FC6-7169-000	103 - 37
FC6-5475-000	325 - 3	FC6-5584-000	103 - 36	FC6-7170-000	315 - 29
FC6-5476-000	620 - 28	FC6-5586-000	620 - 22	FC6-7171-000	100 - 62
FC6-5477-000	620 - 29	FC6-5592-000	620 - 1	FC6-7186-000	316 - 8
FC6-5478-000	620 - 30	FC6-5593-000	105 - 2	FC6-8942-000	316 - 10
FC6-5479-000	620 - 31	FC6-5600-000	100 - 15	FC6-8943-000	316 - 13
FC6-5481-000	620 - 32	FC6-5601-000	100 - 16	FC6-8944-000	316 - 17
FC6-5482-000	620 - 38	FC6-5605-000	100 - 45	FC6-8946-000	316 - 20
FC6-5484-000	620 - 6	FC6-5607-000	100 - 46	FC6-8948-000	100 - 63
FC6-5489-000	900 - 8	FC6-5608-000	100 - 47	FC6-8949-000	100 - 64
FC6-5492-000	105 - 19	FC6-5609-000	100 - 48	FC6-8950-000	100 - 65
FC6-5501-000	620 - 7	FC6-5610-000	100 - 49	FC6-8951-000	315 - 19
FC6-5502-000	620 - 8	FC6-5611-000	100 - 50	FC6-8962-000	320 - 55
FC6-5503-000	620 - 9	FC6-5612-000	104 - 30	FC6-8964-000	103 - 1
FC6-5504-000	620 - 10	FC6-5613-000	104 - 33	FC6-8969-000	265 - 19
FC6-5507-000	620 - 11	FC6-5614-000	104 - 35	FC6-8970-000	103 - 2
FC6-5516-000	620 - 39	FC6-5615-000	104 - 31	FC6-9696-000	810 - 43
FC6-5517-000	620 - 40	FC6-5666-000	105 - 7	FC6-9697-000	810 - 44
FC6-5518-000	620 - 41	FC6-5671-000	265 - 17	FC6-9703-000	101 - 3
FC6-5519-000	620 - 42	FC6-5672-000	265 - 18	FC6-9704-000	600 - 108
FC6-5521-000	620 - 43	FC6-5681-000	600 - 87	FC6-9705-000	900 - 23

# NUMERICAL INDEX

## iR7086/7095/7105/7086B/7095P/7105B)

PARTS NUMBER	FIGURE & KEY NO.	PARTS NUMBER	FIGURE & KEY NO.	PARTS NUMBER	FIGURE & KEY NO
FC6-9706-000	320 - 72	FC7-2494-000	313 - 25	FF5-6884-000	580 - 21
FC6-9710-000	325 - 49	FC7-2495-000	315 - 6	FF5-6885-000	550 - 11
FC6-9715-000	320 - 80	FC7-2672-000	100 - 23	FF5-6885-000	580 - 22
FC7-0069-000	620 - 12	FC7-2673-000	100 - 23	FF5-6904-040	311 - 46
FC7-0071-000	620 - 33	FC7-2674-000	100 - 23	FF5-6905-000	311 - 47
FC7-0072-000	620 - 34	FC7-2675-000	100 - 23	FF5-7540-000	313 - 58
FC7-0073-000	620 - 13	FC7-2676-000	100 - 23	FF5-7658-020	101 - 28
FC7-0074-000	265 - 20	FC7-2677-000	100 - 23	FF5-7665-000	107 - 1
FC7-0075-000	265 - 21	FC7-2678-000	100 - 23	FF5-7667-030	102 - 55
FC7-0076-000	265 - 22	FC7-2679-000	100 - 23	FF5-7674-030	315 - 27
FC7-0077-000	265 - 23	FC7-2680-000	100 - 23	FF5-7675-030	315 - 28
FC7-0078-000	265 - 24	FC7-2681-000	100 - 23	FF5-7682-020	600 - 50
FC7-0080-000	265 - 25	FC7-2685-000	101 - 31	FF5-7693-030	102 - 40
FC7-0081-000	265 - 26	FC7-2687-000	110 - 1	FF5-7701-000	640 - 17
FC7-0084-000	103 - 38	FC7-2691-000	101 - 35	FF5-7705-000	550 - 12
FC7-0085-000	265 - 27	FC7-3058-000	320 - 138	FF5-7706-000	550 - 13
FC7-0087-000	103 - 28	FC7-3061-000	100 - 23	FF5-7726-000	105 - 33
FC7-0196-000	105 - 38	FC7-3065-000	265 - 1	FF5-7736-000	360 - 45
FC7-0206-000	315 - 30	FC7-3066-000	900 - 14	FF5-7737-050	360 - 46
FC7-0207-000	315 - 35	FC7-3068-000	100 - 118	FF5-7743-000	104 - 18
FC7-0208-000	265 - 28	FC7-3070-000	810 - 24	FF5-7829-030	311 - 48
FC7-0209-000	265 - 29	FC7-3074-000	600 - 118	FF5-7829-030	312 - 43
FC7-0210-000	265 - 36	FC7-3082-000	100 - 59	FF5-7829-030	313 - 32
FC7-0212-000	100 - 14	FC7-3084-000	100 - 13	FF5-7830-000	311 - 49
FC7-0213-000	210 - 35	FC7-3085-000	100 - 13	FF5-7830-000	312 - 44
FC7-0222-000	104 - 37	FC7-4104-000	810 - 32	FF5-7830-000	313 - 33
FC7-0223-000	104 - 34	FC7-4105-000	810 - 10	FF5-7832-040	312 - 45
FC7-1775-000	600 - 105	FC7-4106-000	810 - 33	FF5-7833-060	312 - 46
FC7-1796-000	100 - 55	FC7-4107-000	810 - 36	FF5-7840-040	313 - 34
FC7-1797-000	100 - 22	FC7-4553-000	313 - 60	FF5-7846-030	320 - 57
FC7-1798-000	265 - 30	FE6-3059-000	164B - 32	FF5-7850-030	320 - 58
FC7-1799-000	265 - 31	FF2-2891-000	600 - 48	FF5-7877-000	325 - 23
FC7-1800-000	264 - 2	FF3-3330-020	550 - 8	FF5-7878-030	325 - 24
FC7-1801-000	600 - 107	FF3-4190-000	311 - 40	FF5-7885-030	102 - 41
FC7-1802-000	102 - 22	FF3-4190-000	312 - 40	FF5-7891-020	580 - 23
FC7-2023-000	620 - 46	FF3-4190-000	313 - 28	FF5-8090-000	164A - 57
FC7-2024-000	600 - 27	FF5-2939-030	315 - 23	FF5-8091-000	164A - 58
FC7-2025-000	300 - 3	FF5-2942-020	570 - 16	FF5-8093-000	164A - 122
FC7-2026-000	302 - 4	FF5-2943-050	315 - 24	FF5-8094-000	164A - 127
FC7-2027-000	303 - 4	FF5-2993-060	313 - 51	FF5-8096-000	164A - 92
FC7-2031-000	104 - 35	FF5-3003-000	101 - 4	FF5-8099-000	164B - 38
FC7-2032-000	104 - 38	FF5-3004-060	101 - 5	FF5-8100-000	164B - 10
FC7-2036-000	130B - 15	FF5-3063-050	311 - 41	FF5-8114-000	168 - 6
FC7-2037-000	130B - 17	FF5-3154-020	320 - 56	FF5-8115-000	164C - 15
FC7-2038-000	130B - 18	FF5-3220-020	311 - 42	FF5-8117-000	164C - 17
FC7-2039-000	130B - 19	FF5-3221-020	313 - 29	FF5-8118-000	164C - 18
FC7-2040-000	130B - 22	FF5-3228-000	312 - 79	FF5-8139-030	101 - 29
FC7-2041-000	130B - 26	FF5-5894-050	311 - 43	FF5-8141-020	102 - 23
FC7-2047-000	100 - 23	FF5-6000-020	320 - 11	FF5-8147-030	102 - 56
FC7-2048-000	100 - 23	FF5-6883-000	550 - 9	FF5-8152-000	101 - 30
FC7-2494-000	311 - 37	FF5-6883-000	580 - 20	FF5-8194-000	102 - 34
FC7-2494-000	312 - 35	FF5-6884-000	550 - 10	FF5-8194-000	103 - 13



# NUMERICAL INDEX

## iR7086/7095/7105/7086B/7095P/7105B)

PARTS NUMBER	FIGURE & KEY NO.	PARTS NUMBER	FIGURE & KEY NO.	PARTS NUMBER	FIGURE & KEY NO
FF5-8200-000	360 - 49	FF9-1910-020	360 - 57	FG6-1904-030	107 - 12
FF5-8202-000	360 - 50	FG1-3472-130	720 -	FG6-1906-020	104 - 10
FF5-8210-000	161A - 45	FG2-9361-000	164A - 124	FG6-1941-000	104 - 11
FF5-8211-000	161A - 50	FG2-9362-040	164A - 115	FG6-1996-040	263 -
FF5-8736-020	320 - 59	FG2-9368-030	162A - 13	FG6-2020-020	775 -
FF5-8787-030	320 - 60	FG2-9371-000	161A - 17	FG6-2214-000	164B - 18
FF5-8796-000	325 - 26	FG2-9372-030	164C - 12	FG6-2243-000	231 -
FF5-8895-030	103 - 22	FG2-9373-040	164C - 14	FG6-2295-000	510 - 6
FF5-9551-030	315 - 32	FG2-9374-020	161A - 18	FG6-2305-000	102 - 26
FF5-9552-000	570 - 17	FG2-9379-000	164A - 17	FG6-2328-020	101 - 12
FF5-9561-000	315 - 33	FG2-9380-000	164B - 37	FG6-2330-020	101 - 13
FF5-9784-020	311 - 50	FG2-9381-000	164A - 125	FG6-2331-020	102 - 37
FF5-9784-020	312 - 47	FG2-9382-040	164A - 22	FG6-2334-000	104 - 20
FF5-9784-020	313 - 35	FG2-9383-000	164A - 87	FG6-2335-020	311 - 44
FF5-9892-030	104 - 19	FG2-9385-000	164A - 88	FG6-2421-000	161A - 70
FF6-1016-000	600 - 51	FG2-9811-000	305 -	FG6-2779-000	164C - 42
FF6-1029-000	351 - 5	FG2-9812-000	305 -	FG6-2786-000	168 - 4
FF6-1034-000	300 - 33	FG3-1816-000	162A - 7	FG6-2791-000	161A - 60
FF6-1049-000	325 - 46	FG3-2142-000	130B - 27	FG6-2792-000	161A - 64
FF6-1051-020	300 - 34	FG3-2143-000	130B - 28	FG6-3569-030	106 - 24
FF6-1052-020	300 - 10	FG3-2144-000	130B - 3	FG6-3570-020	251 - 3
FF6-1052-030	300 - 34	FG3-2145-000	130B - 4	FG6-3572-020	264 - 3
FF6-1053-000	325 - 28	FG3-2146-000	130B - 30	FG6-5396-000	102 - 43
FF6-1082-030	810 - 46	FG3-2265-000	162A - 14	FG6-5407-000	101 - 19
FF6-1298-000	165 - 2	FG3-3804-000	107 - 33	FG6-6512-000	110 - 21
FF6-1300-000	164A - 59	FG3-3880-000	130B - 1	FG6-6866-020	770 - 6
FF6-1305-000	164A - 93	FG3-4067-000	940 -	FG6-6879-000	325 - 30
FF6-1306-020	164C - 6	FG5-1946-000	316 - 18	FG6-6885-020	251 - 4
FF6-1307-000	164A - 56	FG5-1957-000	107 - 8	FG6-6887-000	190 - 1
FF6-1333-000	300 - 36	FG5-1958-000	316 - 11	FG6-6892-030	600 - 99
FF6-1502-000	194 - 2	FG5-4449-100	261 -	FG6-6894-020	600 - 95
FF6-1509-030	320 - 61	FG5-5794-000	100 - 26	FG6-7185-000	570 - 1
FF6-1516-000	102 - 77	FG6-1817-020	120 - 6	FG6-7200-000	810 - 49
FF6-1519-000	360 - 51	FG6-1839-020	360 - 58	FG6-7203-000	570 - 14
FF6-1520-000	360 - 52	FG6-1840-020	360 - 59	FG6-7204-000	600 - 54
FF6-1533-000	311 - 51	FG6-1841-020	360 - 60	FG6-7207-000	110 - 2
FF6-1534-020	312 - 48	FG6-1843-020	360 - 61	FG6-7211-000	106 - 11
FF6-1535-020	313 - 36	FG6-1854-000	640 - 19	FG6-7214-000	270 - 2
FF6-1536-020	360 - 147	FG6-1858-020	550 - 14	FG6-7238-000	910 -
FF6-1764-000	315 - 62	FG6-1866-020	315 - 31	FG6-7249-040	980 -
FF6-1843-020	360 - 148	FG6-1867-020	102 - 25	FG6-7285-000	110 - 3
FF6-1846-000	600 - 115	FG6-1871-000	320 - 81	FG6-7313-000	550 -
FF6-1851-040	810 - 115	FG6-1875-020	810 - 48	FG6-7366-000	351 -
FF6-1856-030	315 - 34	FG6-1879-020	320 - 62	FG6-7429-000	600 - 55
FF6-1860-000	570 - 19	FG6-1880-000	810 - 66	FG6-7725-000	164B - 35
FF6-2568-020	313 - 30	FG6-1881-000	810 - 69	FG6-7727-000	161A - 19
FF6-2849-000	100 - 113	FG6-1882-000	910 - 3	FG6-7729-000	164A - 89
FF6-2852-000	100 - 102	FG6-1887-020	910 - 4	FG6-7730-000	165 -
FF6-2857-000	320 - 2	FG6-1888-020	231 - 1	FG6-7745-000	810 - 50
FF6-2859-000	360 - 53	FG6-1891-020	645 - 26	FG6-7770-050	162A - 8
FF6-2861-000	103 - 23	FG6-1892-020	101 - 6	FG6-7999-000	194 -
FF9-1763-000	315 - 61	FG6-1896-020	103 - 11	FG6-8008-000	251 -

# NUMERICAL INDEX

## iR7086/7095/7105/7086B/7095P/7105B)

PARTS NUMBER	FIGURE & KEY NO.	PARTS NUMBER	FIGURE & KEY NO.	PARTS NUMBER	FIGURE & KEY NO
FG6-8033-000	330 -	FH6-1542-020	360 - 71	FH7-5702-050	311 - 57
FG6-8035-000	104 - 39	FH6-1543-020	620 - 55	FH7-5837-030	320 - 69
FG6-8576-000	190 -	FH6-1543-020	645 - 11	FH7-5837-030	360 - 137
FG6-8577-030	230 -	FH6-1545-030	190 - 4	FH7-5838-030	315 - 36
FG6-8585-000	360 - 63	FH6-1546-020	194 - 6	FH7-5840-020	645 - 12
FG6-8590-000	311 - 53	FH6-1547-020	195 - 2	FH7-5844-020	320 - 15
FG6-8591-000	312 - 50	FH6-1547-020	600 - 93	FH7-5845-030	320 - 70
FG6-8592-000	313 - 38	FH6-1548-040	320 - 67	FH7-5873-020	164A - 130
FG6-8593-000	360 - 145	FH6-1550-030	195 - 3	FH7-5874-020	165 - 6
FG6-8594-020	600 - 56	FH6-1637-040	165 - 3	FH7-5875-020	164A - 128
FG6-8595-000	600 - 57	FH6-1638-030	164C - 49	FH7-5876-020	164C - 48
FG6-8597-000	910 -	FH6-1740-020	105 - 22	FH7-6253-020	120 - 2
FG6-8598-000	910 -	FH6-1877-040	105 - 10	FH7-6327-020	105 - 23
FG6-8605-000	311 - 54	FH6-1878-020	900 - 22	FH7-7036-000	100 - 27
FG6-8605-000	312 - 51	FH6-1934-020	251 - 5	FH7-7196-020	360 - 75
FG6-8605-000	313 - 39	FH6-1935-020	250 - 9	FH7-7426-020	101 - 22
FG6-8605-000	360 - 140	FH6-1936-020	260 - 6	FH7-7464-000	810 - 59
FG6-8616-030	360 - 141	FH6-1939-020	360 - 72	FH7-7553-000	810 - 117
FG6-8617-020	360 - 143	FH6-1940-020	360 - 73	FH7-7626-000	110 - 6
FG6-8618-020	360 - 146	FH6-1942-020	320 - 68	FH7-7668-000	102 - 46
FG6-8619-000	360 - 69	FH6-1960-020	101 - 23	FK2-0014-000	110 - 6
FG6-8620-000	102 - 45	FH6-5013-020	325 - 32	FK2-0015-000	620 - 69
FG6-8621-000	320 - 66	FH6-5014-020	264 - 5	FK2-0017-010	231 - 7
FG6-8622-020	194 - 4	FH6-5014-020	311 - 55	FK2-0126-000	312 - 71
FG6-8623-000	230 - 2	FH6-5014-020	312 - 52	FK2-0126-000	313 - 55
FG6-8623-000	264 - 4	FH6-5014-020	320 - 14	FK2-0149-000	101 - 8
FG6-8623-000	265 - 32	FH6-5014-020	360 - 74	FK2-0149-000	102 - 29
FG6-8723-030	600 - 33	FH6-5015-020	270 - 3	FK2-0149-000	103 - 16
FG6-8733-020	580 -	FH6-5016-020	264 - 6	FK2-0149-000	211 - 11
FG9-3888-010	311 -	FH6-5017-020	270 - 4	FK2-0149-000	231 - 5
FG9-3889-010	312 -	FH6-5043-020	230 - 3	FK2-0149-000	265 - 34
FG9-3890-010	313 -	FH6-5043-020	264 - 7	FK2-0149-000	311 - 58
FH2-6570-020	110 - 5	FH6-5043-020	265 - 33	FK2-0149-000	312 - 54
FH2-6807-030	106 - 19	FH6-5043-020	311 - 56	FK2-0149-000	313 - 41
FH2-6842-000	130B - 33	FH6-5043-020	312 - 53	FK2-0149-000	315 - 37
FH2-6877-020	110 - 5	FH6-5043-020	313 - 40	FK2-0149-000	320 - 132
FH2-6901-020	110 - 5	FH7-3395-020	600 - 41	FK2-0149-000	325 - 33
FH2-6919-000	110 - 5	FH7-4584-000	305 - 1	FK2-0149-000	360 - 76
FH2-6920-000	110 - 5	FH7-4584-000	305 - 1	FK2-0149-000	620 - 24
FH2-6921-020	110 - 5	FH7-4707-001	810 - 57	FK2-0149-000	770 - 8
FH2-7053-000	110 - 5	FH7-4708-001	810 - 57	FK2-0149-000	810 - 61
FH2-9231-020	985 - 1	FH7-4709-001	810 - 57	FK2-0158-000	620 - 47
FH2-9232-000	106 - 20	FH7-4710-001	810 - 58	FK2-0158-000	640 - 20
FH2-9233-020	106 - 21	FH7-4711-001	810 - 58	FK2-0158-000	645 - 21
FH2-9242-020	580 - 24	FH7-4712-001	810 - 58	FK2-0204-000	164D - 118
FH3-1546-020	910 - 6	FH7-4713-000	510 - 7	FK2-0205-000	164D - 98
FH5-1138-000	550 - 15	FH7-4714-000	510 - 7	FK2-0207-000	164D - 86
FH5-1138-000	570 - 21	FH7-4715-000	510 - 7	FK2-0208-000	164D - 131
FH5-1138-000	580 - 25	FH7-4719-001	810 - 57	FK2-0209-000	164D - 127
FH6-1486-020	161A - 36	FH7-4720-001	810 - 57	FK2-0210-000	164D - 84
FH6-1490-020	360 - 70	FH7-4723-001	810 - 58	FK2-0217-000	164D - 129
FH6-1542-020	320 - 75	FH7-4724-001	810 - 58	FK2-0234-000	211 - 12

# NUMERICAL INDEX

## iR7086/7095/7105/7086B/7095P/7105B)

PARTS NUMBER	FIGURE & KEY NO.	PARTS NUMBER	FIGURE & KEY NO.	PARTS NUMBER	FIGURE & KEY NO
FK2-0238-000	210 - 10	FL2-0753-000	164D - 59	FL2-3483-000	103 - 50
FK2-0248-000	941 - IC	FL2-0754-000	164D - 60	FL2-3488-000	315 - 20
FK2-0384-000	620 - 25	FL2-1298-000	164D - 61	FL2-3492-000	195 - 4
FK2-0630-000	945 -	FL2-1299-000	164D - 113	FL2-3494-000	100 - 71
FK2-0633-000	945 -	FL2-1301-000	164D - 45	FL2-3495-000	100 - 72
FK2-0635-000	211 - 13	FL2-1302-000	164D - 94	FL2-3496-000	103 - 18
FK2-0636-000	211 - 51	FL2-1303-000	161B - 5	FL2-3497-000	103 - 19
FK2-0637-000	210 - 19	FL2-1304-000	162B - 3	FL2-3503-000	810 - 70
FK2-0638-000	210 - 20	FL2-2547-000	160 - 5	FL2-3504-000	600 - 112
FK2-0968-000	105 - 30	FL2-2549-000	162A - 10	FL2-3505-000	100 - 29
FK2-0974-000	620 - 56	FL2-2550-000	162A - 15	FL2-3507-000	100 - 111
FK2-0975-000	130B - 2	FL2-2551-000	163A - 11	FL2-3508-000	100 - 30
FK2-0978-000	106 - 22	FL2-2552-000	168 - 5	FL2-3509-000	620 - 35
FK2-0979-000	100 - 1	FL2-2553-000	162A - 11	FL2-3510-000	620 - 14
FK2-0999-000	325 - 48	FL2-2554-000	164C - 46	FL2-3511-000	620 - 15
FK2-0999-000	600 - 106	FL2-2555-000	164A - 91	FL2-3512-000	620 - 70
FK2-1002-000	320 - 114	FL2-2615-000	130A - 24	FL2-3513-000	645 - 22
FK2-1005-000	102 - 49	FL2-2616-000	130A - 25	FL2-3515-000	100 - 32
FK2-1182-000	211 - 13	FL2-3064-000	300 - 13	FL2-3516-000	100 - 91
FK2-1188-000	211 - 18	FL2-3065-000	300 - 20	FL2-3517-000	620 - 16
FK2-1189-000	211 - 16	FL2-3075-000	302 - 23	FL2-3518-000	620 - 17
FK2-1197-000	164A - 48	FL2-3075-000	303 - 23	FL2-3520-000	325 - 47
FK2-1198-000	164A - 54	FL2-3076-000	302 - 19	FL2-3521-000	316 - 19
FK2-1199-000	164A - 31	FL2-3076-000	303 - 19	FL2-3522-000	315 - 60
FK2-1251-000	945 -	FL2-3077-000	302 - 5	FL2-3525-000	104 - 44
FK2-1256-000	210 - 19	FL2-3077-000	303 - 5	FL2-3533-000	300 - 7
FK2-1257-000	210 - 20	FL2-3079-000	302 - 47	FL2-3533-000	302 - 39
FK2-1634-000	102 - 50	FL2-3079-000	303 - 47	FL2-3533-000	303 - 39
FK2-1636-000	130A - 21	FL2-3080-000	302 - 49	FL2-3534-000	100 - 66
FK2-1645-000	130A - 22	FL2-3080-000	303 - 49	FL2-3535-000	107 - 20
FK2-1646-000	130A - 23	FL2-3081-000	302 - 50	FL2-3536-000	620 - 48
FK9-1196-000	166 - 1	FL2-3081-000	303 - 50	FL2-3537-000	620 - 49
FL2-0644-000	210 - 37	FL2-3148-000	210 - 40	FL2-3538-000	620 - 18
FL2-0645-000	430 - 9	FL2-3149-000	210 - 26	FL2-3539-000	325 - 29
FL2-0647-000	430 - 6	FL2-3151-000	210 - 7	FL2-3540-000	360 - 136
FL2-0725-000	161B - 8	FL2-3153-000	211 - 21	FL2-3541-000	600 - 100
FL2-0726-000	161B - 9	FL2-3154-000	420 - 4	FL2-3542-000	100 - 67
FL2-0727-000	161B - 10	FL2-3158-000	211 - 46	FL2-3545-000	100 - 34
FL2-0728-000	161B - 11	FL2-3159-000	210 - 42	FL2-3546-000	315 - 53
FL2-0730-000	164D - 20	FL2-3161-000	211 - 47	FL2-3747-000	430 - 7
FL2-0731-000	164D - 21	FL2-3162-000	210 - 32	FL2-3748-000	430 - 8
FL2-0732-000	164D - 22	FL2-3421-000	210 - 11	FL2-3750-000	210 - 28
FL2-0733-000	163B - 7	FL2-3422-000	210 - 26	FL2-3845-000	210 - 33
FL2-0734-000	163B - 8	FL2-3424-000	210 - 14	FL2-3846-000	210 - 28
FL2-0735-000	162B - 8	FL2-3425-000	430 - 9	FL2-3847-000	211 - 47
FL2-0736-000	162B - 9	FL2-3426-000	211 - 15	FL2-3848-000	210 - 34
FL2-0737-000	164D - 44	FL2-3427-000	211 - 17	FL2-3849-000	210 - 23
FL2-0741-000	164D - 69	FL2-3470-000	100 - 56	FL2-4005-000	600 - 117
FL2-0742-000	164D - 79	FL2-3471-000	325 - 18	FL2-4611-000	302 - 20
FL2-0747-000	164D - 133	FL2-3478-000	315 - 59	FL2-4611-000	303 - 20
FL2-0748-000	164D - 137	FL2-3481-000	302 - 38	FL2-4618-000	600 - 38
FL2-0749-000	164D - 138	FL2-3482-000	303 - 38	FL2-4619-000	600 - 39

# NUMERICAL INDEX

## iR7086/7095/7105/7086B/7095P/7105B)

PARTS NUMBER	FIGURE & KEY NO.	PARTS NUMBER	FIGURE & KEY NO.	PARTS NUMBER	FIGURE & KEY NO
FL2-4620-000	600 - 116	FM2-2421-000	961 -	FM2-4357-000	600 - 111
FL2-4623-000	315 - 49	FM2-2423-000	164A - 53	FM2-4359-000	510 - 2
FL2-4624-000	100 - 57	FM2-2429-000	164B - 8	FM2-4360-000	510 - 2
FL2-5152-000	600 - 113	FM2-2430-000	164A - 55	FM2-4366-000	105 - 30
FL2-5153-000	600 - 114	FM2-2431-000	164A - 61	FM2-4369-000	110 - 16
FL2-5188-000	210 - 43	FM2-2434-000	164C - 51	FM2-4370-000	620 - 26
FL2-5525-000	300 - 11	FM2-2436-000	164A - 85	FM2-4371-000	105 - 24
FL2-5584-000	810 - 116	FM2-2442-000	164A -	FM2-4374-000	320 - 141
FL2-5586-000	600 - 49	FM2-2443-000	164B -	FM2-4375-000	325 - 21
FL2-5589-000	600 - 102	FM2-2444-000	164C -	FM2-4376-000	600 - 109
FM1-0631-000	130B - 31	FM2-2574-000	130A -	FM2-4378-000	810 - 63
FM1-0659-000	325 - 20	FM2-2575-000	130A -	FM2-4379-000	320 - 76
FM1-0661-000	103 - 24	FM2-2576-000	130A -	FM2-4381-000	320 - 71
FM1-0670-000	350 -	FM2-3158-000	210 - 18	FM2-4383-000	105 - 26
FM2-0614-000	211 - 22	FM2-3160-000	430 -	FM2-4384-000	102 - 62
FM2-0677-000	164D -	FM2-3168-000	211 - 50	FM2-4385-000	770 - 9
FM2-0678-000	163B -	FM2-3179-000	420 -	FM2-4388-000	620 - 53
FM2-0679-000	162B -	FM2-3622-000	211 - 35	FM2-4389-000	103 - 29
FM2-0685-000	164D - 141	FM2-3623-000	935 - 1	FM2-4390-000	265 - 37
FM2-0687-000	164D - 142	FM2-3624-000	941 -	FM2-4392-000	620 - 57
FM2-0689-000	164D - 149	FM2-3785-000	305 - 3	FM2-4394-000	105 - 27
FM2-0692-000	164D - 146	FM2-3786-020	107 - 16	FM2-4396-000	105 - 29
FM2-0693-000	164D - 147	FM2-3796-000	900 - 7	FM2-4397-000	105 - 29
FM2-0696-000	162B - 11	FM2-3924-000	211 - 22	FM2-4735-000	164A - 60
FM2-1021-000	161A - 1	FM2-3925-000	211 - 36	FM2-4736-000	164B - 15
FM2-1021-000	161B - 19	FM2-3929-000	211 - 41	FM2-4737-000	164A - 84
FM2-1022-000	164D - 81	FM2-3930-000	211 - 34	FM2-4740-000	161A - 79
FM2-1023-000	164D - 100	FM2-3931-000	211 - 19	FM2-4741-000	161A - 80
FM2-1024-000	162B - 13	FM2-3937-000	210 - 17	FM2-4742-000	210 - 18
FM2-1025-000	164D - 49	FM2-4063-000	620 -	FM2-4747-000	420 -
FM2-1026-000	164D - 83	FM2-4064-000	100 - 41	FM2-4753-000	430 -
FM2-1027-000	164D - 145	FM2-4068-000	315 -	FM2-4759-000	420 - 5
FM2-1028-000	161B - 18	FM2-4069-000	316 -	FM2-4819-000	935 - 1
FM2-1029-000	164D - 71	FM2-4081-000	810 -	FM2-4820-000	941 -
FM2-1030-000	162B - 17	FM2-4087-000	315 - 25	FM2-4821-000	211 - 1
FM2-1031-000	162B - 1	FM2-4089-000	250 -	FM2-4823-000	211 - 20
FM2-1032-000	161B - 20	FM2-4090-000	103 - 27	FM2-4824-000	211 - 35
FM2-1033-000	164D - 140	FM2-4091-000	103 - 33	FM2-4826-000	211 - 25
FM2-1034-000	161B - 21	FM2-4093-000	110 -	FM2-4854-000	110 - 19
FM2-1035-000	163B - 18	FM2-4098-000	110 -	FM2-4867-000	620 - 54
FM2-1104-000	211 - 41	FM2-4101-000	104 - 39	FM2-4868-000	620 - 65
FM2-1105-000	211 - 45	FM2-4103-000	106 - 12	FM2-4871-000	645 -
FM2-1106-000	210 - 16	FM2-4104-000	195 -	FM2-4872-000	640 -
FM2-1251-000	130B - 29	FM2-4105-000	107 - 27	FM2-4877-000	280 -
FM2-2402-000	161A - 38	FM2-4108-000	100 - 70	FM2-4878-000	260 -
FM2-2407-000	162A -	FM2-4109-000	270 -	FM2-4879-000	320 - 74
FM2-2409-000	163A -	FM2-4120-000	620 - 27	FM2-5062-000	910 -
FM2-2411-000	168 -	FM2-4350-000	910 - 1	FM2-5063-000	960 -
FM2-2412-000	167 -	FM2-4351-000	985 - 3	FM2-5064-000	960 -
FM2-2414-000	100 - 35	FM2-4354-000	900 - 9	FM2-5065-000	986 - 1
FM2-2415-000	164A - 47	FM2-4355-000	930 - 1	FM2-5069-000	770 - 5
FM2-2419-000	161A - 42	FM2-4356-000	320 - 139	FM2-5070-000	110 - 20

# NUMERICAL INDEX

## iR7086/7095/7105/7086B/7095P/7105B)

PARTS NUMBER	FIGURE & KEY NO.	PARTS NUMBER	FIGURE & KEY NO.	PARTS NUMBER	FIGURE & KEY NO
FM2-5072-000	107 - 32	FM2-6129-000	105 - 35	FS1-2834-000	810 - 90
FM2-5077-000	110 -	FM2-6136-000	302 -	FS1-9003-020	164D - 23
FM2-5078-000	110 -	FM2-6137-000	303 -	FS1-9009-020	164A - 103
FM2-5079-000	110 -	FM2-6146-000	320 -	FS1-9010-020	164A - 64
FM2-5081-000	110 -	FM2-6147-000	320 -	FS1-9051-020	810 - 91
FM2-5089-000	105 - 31	FM2-6148-000	320 -	FS1-9102-020	161A - 34
FM2-5091-000	107 - 9	FM2-6149-000	320 -	FS1-9199-000	161A - 32
FM2-5092-000	107 - 4	FM2-6957-000	325 -	FS1-9199-000	320 - 16
FM2-5093-000	770 -	FM2-6958-000	600 -	FS1-9199-000	351 - 19
FM2-5094-000	250 - 8	FM2-6959-000	106 - 25	FS1-9253-000	100 - 122
FM2-5096-000	325 - 15	FM2-6960-000	264 -	FS1-9253-020	101 - 34
FM2-5097-000	320 - 77	FM2-6961-000	600 - 119	FS2-0087-050	720 - 13
FM2-5098-000	320 - 78	FM2-6978-000	130B -	FS2-0088-000	720 - 14
FM2-5099-000	195 - 5	FM2-6979-000	130B -	FS2-0089-000	720 - 15
FM2-5100-000	195 - 7	FM2-6980-000	130B -	FS2-0090-000	720 - 16
FM2-5423-000	900 - 11	FM2-6981-000	110 -	FS2-0091-000	720 - 17
FM2-5424-000	900 - 11	FM2-6999-000	320 -	FS2-0441-000	320 - 64
FM2-5427-000	900 - 16	FM2-7517-000	900 - 11	FS2-0485-000	270 - 5
FM2-5428-000	900 - 17	FM2-7518-000	900 - 11	FS2-0544-000	313 - 44
FM2-5439-000	130A - 26	FM2-8260-000	303 - 51	FS2-0566-000	102 - 19
FM2-5440-000	130A - 27	FM2-8474-000	107 - 27	FS2-0875-000	645 - 16
FM2-5441-000	130A - 28	FN7-4057-000	210 - 24	FS2-1014-000	640 - 21
FM2-5446-000	161A - 1	FS1-0542-000	320 - 83	FS2-1052-000	164D - 24
FM2-5449-000	460 - 1	FS1-1046-000	161A - 37	FS2-1256-000	810 - 92
FM2-5461-000	130A - 2	FS1-1189-000	164B - 11	FS2-1357-000	315 - 39
FM2-5462-000	130A - 3	FS1-1189-000	230 - 4	FS2-1463-000	600 - 62
FM2-5463-000	130A - 4	FS1-1189-000	260 - 7	FS2-1610-000	164C - 19
FM2-5642-000	211 - 20	FS1-1189-000	263 - 1	FS2-1617-000	161A - 69
FM2-5852-000	100 - 108	FS1-1189-000	264 - 12	FS2-2001-000	720 - 18
FM2-5854-000	325 - 22	FS1-1202-000	645 - 14	FS2-2002-000	720 - 19
FM2-5855-000	320 - 79	FS1-1376-000	164A - 62	FS2-2058-000	720 - 20
FM2-5857-000	570 -	FS1-1401-000	350 - 15	FS2-2551-000	580 - 26
FM2-5860-000	100 - 109	FS1-1401-000	360 - 77	FS2-3494-020	261 - 3
FM2-5861-000	325 -	FS1-1433-000	620 - 58	FS2-3494-020	263 - 2
FM2-5865-000	810 -	FS1-1449-000	260 - 8	FS2-3495-000	250 - 10
FM2-5866-000	810 -	FS1-1449-000	810 - 77	FS2-3495-000	280 - 1
FM2-5867-000	810 -	FS1-1503-000	645 - 15	FS2-9001-020	320 - 85
FM2-5868-000	810 -	FS1-1508-000	164B - 12	FS2-9267-020	320 - 86
FM2-5869-000	810 -	FS1-1508-000	320 - 84	FS2-9327-030	107 - 24
FM2-5870-000	600 -	FS1-1510-000	161A - 77	FS2-9343-010	103 - 5
FM2-5872-000	360 -	FS1-1510-000	620 - 71	FS2-9394-020	164A - 65
FM2-5873-000	320 - 113	FS1-1512-000	311 - 59	FS2-9410-020	770 - 11
FM2-5874-000	320 -	FS1-1512-000	312 - 55	FS2-9475-000	168 - 7
FM2-5875-000	320 -	FS1-1512-000	313 - 42	FS3-0046-000	270 - 6
FM2-5876-000	320 -	FS1-1528-000	164A - 63	FS3-0137-000	164B - 17
FM2-5991-000	102 - 63	FS1-1569-000	264 - 13	FS3-0165-000	230 - 5
FM2-5992-000	102 - 64	FS1-1569-000	311 - 60	FS3-0165-000	260 - 10
FM2-5993-000	102 - 67	FS1-1569-000	312 - 56	FS3-0940-000	550 - 16
FM2-5994-000	102 - 68	FS1-1569-000	313 - 43	FS3-0940-000	570 - 22
FM2-6123-000	320 -	FS1-1569-000	315 - 38	FS3-0940-000	580 - 27
FM2-6125-000	100 - 112	FS1-1569-000	620 - 59	FS3-2044-000	107 - 25
FM2-6128-000	810 - 64	FS1-1569-000	810 - 78	FS3-2159-000	320 - 87

# NUMERICAL INDEX

## iR7086/7095/7105/7086B/7095P/7105B)

PARTS NUMBER	FIGURE & KEY NO.	PARTS NUMBER	FIGURE & KEY NO.	PARTS NUMBER	FIGURE & KEY NO
FS3-2887-000	600 - 63	FS5-2946-000	350 - 17	FS5-6581-000	315 - 41
FS4-0012-000	302 - 25	FS5-2947-000	320 - 17	FS5-6582-000	102 - 44
FS4-0012-000	303 - 25	FS5-2949-000	320 - 82	FS5-6583-000	810 - 79
FS4-0014-000	261 - 4	FS5-2950-000	810 - 96	FS5-6650-000	164C - 45
FS4-0014-000	264 - 8	FS5-2953-020	350 - 18	FS5-6651-000	168 - 2
FS4-0145-000	261 - 5	FS5-2958-000	101 - 15	FS5-8618-000	300 - 21
FS4-0157-000	270 - 7	FS5-2959-000	280 - 2	FS5-8618-000	302 - 46
FS4-0160-000	302 - 26	FS5-2965-000	107 - 2	FS5-8618-000	303 - 46
FS4-0160-000	303 - 26	FS5-2974-000	320 - 13	FS5-8619-000	300 - 12
FS4-0177-000	162A - 16	FS5-2978-000	250 - 11	FS5-8623	105 - 37
FS4-2048-000	320 - 88	FS5-2982-000	351 - 22	FS5-9161-000	100 - 117
FS4-2136-000	302 - 27	FS5-3177-000	316 - 12	FS5-9166-020	101 - 16
FS4-2136-000	303 - 27	FS5-3314-000	360 - 82	FS5-9210-020	320 - 96
FS4-2360-000	161A - 31	FS5-3331-000	315 - 40	FS5-9214-020	985 - 2
FS5-0070-000	360 - 91	FS5-3333-000	311 - 62	FS5-9215-000	211 - 44
FS5-0338-000	313 - 45	FS5-3333-000	312 - 60	FS5-9216-020	101 - 17
FS5-0338-000	360 - 78	FS5-3333-000	313 - 47	FS5-9216-020	302 - 43
FS5-0351-000	265 - 39	FS5-3609-000	250 - 12	FS5-9216-020	303 - 43
FS5-0398-000	230 - 6	FS5-3610-000	280 - 3	FS5-9221-020	360 - 90
FS5-0514-000	102 - 15	FS5-3612-000	250 - 13	FS5-9227-020	211 - 39
FS5-0514-000	263 - 3	FS5-3613-000	360 - 83	FS5-9275-020	320 - 18
FS5-0514-000	360 - 79	FS5-3615-000	320 - 92	FS5-9282-020	107 - 3
FS5-0532-000	300 - 37	FS5-3617-000	360 - 84	FS5-9284-020	351 - 23
FS5-0710-000	360 - 80	FS5-3731-000	164A - 66	FS5-9398-020	770 - 12
FS5-0714-000	360 - 81	FS5-3732-000	165 - 4	FS5-9439-000	168 - 8
FS5-0748-000	620 - 60	FS5-3733-000	161A - 30	FS5-9570-000	161A - 23
FS5-1004-000	351 - 20	FS5-3734-000	164C - 20	FS5-9571-000	161A - 51
FS5-1372-000	350 - 16	FS5-3735-000	164C - 21	FS5-9619-020	810 - 98
FS5-1468-020	107 - 29	FS5-3736-000	161A - 75	FS5-9660-020	103 - 3
FS5-1474-000	320 - 89	FS5-3890-000	250 - 14	FS5-9752-030	810 - 99
FS5-1474-000	620 - 72	FS5-3942-000	360 - 85	FS5-9760-020	303 - 24
FS5-1605-000	164D - 25	FS5-3943-000	360 - 86	FS5-9772-020	211 - 27
FS5-1787-000	104 - 12	FS5-3945-000	360 - 87	FS5-9773-030	211 - 14
FS5-1798-000	101 - 32	FS5-6323-000	164C - 22	FS6-0048-000	311 - 63
FS5-1800-000	600 - 64	FS5-6323-000	165 - 1	FS6-0049-000	311 - 64
FS5-1801-000	600 - 65	FS5-6328-000	320 - 25	FS6-0051-000	311 - 65
FS5-1803-000	320 - 90	FS5-6487-000	102 - 75	FS6-0053-020	311 - 66
FS5-1804-000	107 - 30	FS5-6487-000	250 - 15	FS6-0053-020	312 - 61
FS5-2322-000	107 - 10	FS5-6487-000	250 - 29	FS6-0053-020	313 - 48
FS5-2323-020	107 - 11	FS5-6487-000	265 - 40	FS6-0055-000	261 - 6
FS5-2328-000	300 - 38	FS5-6487-000	320 - 93	FS6-0056-000	261 - 7
FS5-2650-000	300 - 39	FS5-6487-000	325 - 34	FS6-0056-000	263 - 4
FS5-2901-000	620 - 83	FS5-6487-000	360 - 88	FS6-0056-000	311 - 67
FS5-2907-020	320 - 91	FS5-6487-000	810 - 97	FS6-0056-000	312 - 62
FS5-2911-000	312 - 58	FS5-6488-000	265 - 41	FS6-0056-000	325 - 35
FS5-2914-000	312 - 59	FS5-6488-000	270 - 9	FS6-0081-000	320 - 121
FS5-2919-000	313 - 46	FS5-6488-000	280 - 4	FS6-0096-000	260 - 15
FS5-2921-000	100 - 88	FS5-6488-000	320 - 94	FS6-0103-000	810 - 80
FS5-2922-000	100 - 89	FS5-6488-000	360 - 89	FS6-0105-000	810 - 81
FS5-2928-000	120 - 3	FS5-6574-000	640 - 22	FS6-0106-000	810 - 82
FS5-2940-000	810 - 95	FS5-6575-000	320 - 95	FS6-0121-000	600 - 66
FS5-2944-000	351 - 21	FS5-6579-000	640 - 23	FS6-0134-000	810 - 83

# NUMERICAL INDEX

## iR7086/7095/7105/7086B/7095P/7105B)

PARTS NUMBER	FIGURE & KEY NO.	PARTS NUMBER	FIGURE & KEY NO.	PARTS NUMBER	FIGURE & KEY NO
FS6-0136-000	600 - 67	FS6-2760-000	770 - 13	FS7-0021-000	280 - 6
FS6-0138-000	600 - 68	FS6-2769-020	360 - 94	FS7-0022-000	280 - 7
FS6-0145-000	360 - 92	FS6-2770-000	360 - 95	FS7-0026-000	280 - 8
FS6-0557-000	360 - 93	FS6-2771-000	360 - 96	FS7-0027-000	775 - 10
FS6-0857-000	640 - 24	FS6-2772-020	360 - 97	FS7-0033-000	264 - 10
FS6-0899-000	320 - 97	FS6-2773-020	360 - 98	FS7-0034-000	264 - 11
FS6-0972-000	600 - 69	FS6-2776-020	260 - 16	FS7-0034-000	265 - 43
FS6-0973-000	600 - 70	FS6-2777-020	360 - 99	FS7-0035-020	260 - 18
FS6-0975-000	600 - 71	FS6-2825-000	102 - 47	FS7-0036-000	260 - 19
FS6-0976-000	600 - 72	FS6-2826-000	100 - 90	FS7-0039-000	315 - 45
FS6-0977-000	600 - 73	FS6-2828-000	102 - 48	FS7-0040-000	315 - 46
FS6-0978-000	600 - 74	FS6-2830-020	360 - 100	FS7-0041-000	315 - 47
FS6-0979-000	640 - 25	FS6-2831-020	360 - 101	FS7-0048-000	600 - 82
FS6-0980-000	640 - 26	FS6-2832-000	360 - 102	FS7-0050-000	600 - 83
FS6-0981-000	640 - 27	FS6-2833-000	320 - 73	FS7-0072-000	270 - 12
FS6-0982-000	640 - 28	FS6-2847-000	104 - 22	FS7-0312-000	164A - 67
FS6-0983-000	640 - 29	FS6-2885-000	351 - 24	FS7-0313-000	164A - 68
FS6-0984-000	640 - 30	FS6-2886-000	351 - 25	FS7-0314-000	164A - 69
FS6-0985-000	640 - 31	FS6-2888-020	102 - 58	FS7-0315-000	164A - 70
FS6-0988-000	645 - 17	FS6-2889-020	102 - 59	FS7-0317-000	164A - 113
FS6-0989-000	645 - 18	FS6-2892-000	315 - 42	FS7-0322-000	164B - 14
FS6-0990-000	645 - 19	FS6-2893-000	315 - 43	FS7-0891-000	810 - 85
FS6-0991-000	320 - 98	FS6-2980-000	360 - 103	FS7-0893-000	810 - 86
FS6-0992-000	320 - 99	FS6-2981-000	600 - 78	FS7-0894-000	810 - 87
FS6-0993-000	320 - 100	FS6-2982-020	320 - 108	FS7-0895-000	810 - 88
FS6-0994-000	320 - 101	FS6-2985-000	315 - 44	FS7-0896-000	250 - 22
FS6-0995-000	320 - 102	FS6-2990-000	810 - 84	FS7-0897-000	250 - 23
FS6-0996-000	320 - 103	FS6-2991-020	600 - 79	FS7-0898-000	250 - 24
FS6-0997-000	320 - 104	FS6-2992-000	265 - 42	FS7-0899-000	320 - 111
FS6-0998-000	320 - 105	FS6-2992-000	360 - 104	FS7-0901-000	325 - 36
FS6-0999-000	320 - 106	FS6-2993-020	320 - 109	FS7-2022-000	161A - 29
FS6-1025-000	600 - 75	FS6-2994-000	600 - 80	FS7-2023-000	166 - 4
FS6-1149-000	320 - 107	FS6-2996-000	311 - 72	FS7-2025-000	161A - 28
FS6-2098-000	130B - 14	FS6-2997-000	312 - 64	FS7-2026-000	161A - 26
FS6-2667-000	104 - 21	FS6-2999-000	260 - 17	FS7-2028-000	164A - 71
FS6-2668-020	311 - 68	FS6-4243-020	104 - 23	FS7-2029-000	164A - 72
FS6-2670-000	311 - 69	FS6-6649-000	164C - 39	FS7-2030-000	164A - 104
FS6-2678-030	311 - 70	FS6-8399-000	600 - 81	FS7-2032-000	164A - 109
FS6-2678-030	312 - 63	FS6-8703-000	320 - 3	FS7-2033-000	164A - 73
FS6-2678-030	313 - 49	FS6-8704-000	360 - 54	FS7-2034-000	164A - 114
FS6-2691-030	300 - 28	FS7-0002-000	320 - 110	FS7-2035-000	164A - 116
FS6-2692-000	300 - 41	FS7-0006-000	320 - 119	FS7-2036-000	164A - 74
FS6-2693-000	300 - 42	FS7-0007-000	810 - 100	FS7-2037-000	164A - 121
FS6-2694-000	300 - 43	FS7-0008-000	810 - 101	FS7-2038-000	164A - 75
FS6-2742-000	311 - 71	FS7-0010-000	251 - 6	FS7-2043-000	164A - 94
FS6-2748-000	600 - 76	FS7-0011-000	106 - 18	FS7-2045-000	164A - 82
FS6-2749-000	600 - 77	FS7-0012-000	250 - 16	FS7-2049-000	164C - 24
FS6-2750-010	640 - 32	FS7-0014-000	250 - 17	FS7-2050-000	164C - 25
FS6-2751-000	640 - 33	FS7-0016-000	250 - 18	FS7-2051-000	164C - 26
FS6-2752-000	280 - 5	FS7-0017-000	250 - 19	FS7-2054-000	161A - 73
FS6-2756-000	775 - 9	FS7-0018-000	250 - 20	FS7-2055-000	164A - 76
FS6-2759-000	940 - 6	FS7-0019-000	250 - 21	FS7-2057-000	315 - 48

# NUMERICAL INDEX

## iR7086/7095/7105/7086B/7095P/7105B)

PARTS NUMBER	FIGURE & KEY NO.	PARTS NUMBER	FIGURE & KEY NO.	PARTS NUMBER	FIGURE & KEY NO
FS7-2319-000	350 - 19	FU5-2284-000	211 - 28	FU6-0948-000	810 - 105
FS7-2523-020	810 - 102	FU5-3433-000	302 - 17	FU6-0949-000	810 - 106
FS7-2524-020	810 - 103	FU5-3433-000	303 - 17	FU6-0951-000	265 - 44
FS7-2530-020	810 - 89	FU5-3434-000	280 - 12	FU6-0952-000	265 - 45
FS7-2531-000	250 - 25	FU5-3435-000	260 - 9	FU6-0954-000	620 - 61
FS7-2532-000	104 - 24	FU5-3436-000	270 - 8	FU6-0955-000	620 - 62
FS7-2533-000	313 - 50	FU5-6073-000	161B - 17	FU6-0956-000	620 - 50
FS7-2675-000	165 - 5	FU5-6073-000	164D - 135	FU6-0959-000	280 - 14
FS7-2676-000	164C - 54	FU5-6074-000	163B - 17	FU6-0961-000	260 - 13
FS7-2902-000	600 - 84	FU5-6075-000	163B - 14	FU6-0961-000	270 - 11
FS7-2994-000	720 - 21	FU5-6076-000	164D - 70	FU6-0962-000	270 - 14
FS7-2995-000	720 - 1	FU5-6077-000	164D - 75	FU6-0963-000	260 - 14
FU3-0037-000	164B - 13	FU5-6078-000	164D - 63	FU6-0964-000	260 - 11
FU3-0038-000	161A - 74	FU5-6079-000	163B - 15	FU6-0967-000	265 - 46
FU3-0039-000	164C - 16	FU5-6080-000	164D - 139	FU6-0968-000	265 - 47
FU3-0040-000	164C - 23	FU5-8329-000	100 - 104	FU6-0969-000	265 - 48
FU3-0414-000	280 - 9	FU5-8560-000	100 - 104	FU6-0970-000	264 - 9
FU3-0415-000	280 - 10	FU5-8636-000	210 - 25	FU6-2109-000	302 - 44
FU3-0416-000	280 - 11	FU5-8643-000	210 - 29	FU6-2109-000	303 - 44
FU5-0199-000	620 - 79	FU5-8644-000	210 - 29	FU6-2110-000	302 - 21
FU5-0273-000	620 - 80	FU5-8645-000	210 - 29	FU6-2110-000	303 - 21
FU5-0328-000	164D - 130	FU5-8646-000	210 - 29	FU6-2137-000	211 - 29
FU5-0329-000	164D - 87	FU5-8647-000	210 - 29	FU6-2268-000	620 - 36
FU5-0330-000	164D - 88	FU5-8648-000	210 - 29	FU6-2270-000	620 - 23
FU5-0331-000	164D - 26	FU5-8649-000	210 - 29	FU6-2271-000	103 - 46
FU5-0332-000	164D - 27	FU5-8650-000	210 - 29	FU6-2272-000	265 - 49
FU5-0333-000	164D - 28	FU5-8651-000	210 - 29	FU6-2273-000	103 - 40
FU5-0334-000	164D - 29	FU5-8652-000	210 - 29	FU6-2274-000	620 - 51
FU5-0335-000	164D - 30	FU5-8655-000	620 - 19	FU6-2276-000	101 - 36
FU5-0336-000	164D - 31	FU5-8657-000	360 - 1	FU6-2277-000	620 - 37
FU5-0338-000	164D - 32	FU5-8658-000	316 - 22	FU6-2279-000	320 - 112
FU5-0339-000	164D - 46	FU5-8659-000	316 - 22	FU6-2280-000	320 - 142
FU5-0340-000	164D - 33	FU5-8660-000	316 - 22	FU6-2282-000	810 - 93
FU5-0341-000	164D - 62	FU5-8661-000	316 - 22	FU6-2363-000	211 - 40
FU5-0342-000	162B - 12	FU5-8662-000	300 - 2	FU6-2397-000	161A - 25
FU5-0343-000	164D - 114	FU5-8663-000	300 - 46	FU6-5089-000	620 - 63
FU5-0344-000	164D - 119	FU5-8664-000	300 - 25	FU6-5090-000	620 - 64
FU5-0345-000	164D - 128	FU5-8890-000	210 - 30	FU7-0468-000	302 - 41
FU5-0346-000	164D - 34	FU5-8891-000	210 - 30	FU7-0468-000	303 - 41
FU5-2234-000	163B - 9	FU5-8892-000	210 - 30	FY1-0883-000	550 - 21
FU5-2235-000	163B - 10	FU5-8893-000	210 - 30	FY1-1157-000	810 - 118
FU5-2236-000	163B - 11	FU5-8894-000	210 - 30	NPN	100 -
FU5-2237-000	164D - 99	FU5-8895-000	210 - 30	NPN	101 -
FU5-2238-000	164D - 134	FU5-8896-000	210 - 30	NPN	102 -
FU5-2240-000	164D - 80	FU5-8897-000	210 - 30	NPN	103 -
FU5-2244-000	164D - 115	FU5-8898-000	210 - 30	NPN	104 -
FU5-2245-000	164D - 96	FU5-8899-000	210 - 30	NPN	105 -
FU5-2247-000	164D - 35	FU5-8980-000	210 - 31	NPN	106 -
FU5-2248-000	164D - 36	FU5-9370-000	211 - 39	NPN	107 -
FU5-2249-000	164D - 37	FU5-9371-000	211 - 14	NPN	108 -
FU5-2250-000	163B - 12	FU5-9508-000	302 - 51	NPN	120 -
FU5-2251-000	164D - 97	FU5-9508-000	303 - 52	NPN	160 -



# NUMERICAL INDEX

## iR7086/7095/7105/7086B/7095P/7105B)

PARTS NUMBER	FIGURE & KEY NO.	PARTS NUMBER	FIGURE & KEY NO.	PARTS NUMBER	FIGURE & KEY NO
NPN	161A -	VS1-7177-002	600 - 8	VS1-7440-004	161A - 84
NPN	161B -	VS1-7177-002	620 - 76	VS1-7440-006	164A - 123
NPN	166 -	VS1-7177-002	645 - 10	VS1-7440-006	164B - 4
NPN	210 -	VS1-7177-002	770 - 10	VT2-0001-004	110 - 22
NPN	211 -	VS1-7177-002	810 - 74	VT2-0006-014	161A - 76
NPN	265 -	VS1-7177-003	101 - 14	WC4-0153-000	120 - 4
NPN	300 -	VS1-7177-003	103 - 12	WC4-5153-000	101 - 18
NPN	460 -	VS1-7177-003	104 - 26	WE8-5256-000	161B - 2
NPN	510 -	VS1-7177-003	107 - 21	WE8-5765-000	102 - 35
NPN	900 -	VS1-7177-003	161A - 68	WG8-5593-000	161A - 24
NPN	930 -	VS1-7177-003	162B - 14	WG8-5593-000	162B - 10
NPN	935 -	VS1-7177-003	164D - 15	WG8-5593-000	164A - 95
NPN	985 -	VS1-7177-003	190 - 3	WG8-5593-000	164B - 36
NPN	986 -	VS1-7177-003	194 - 5	WG8-5593-000	164C - 35
RA1-7807-000	316 - 14	VS1-7177-003	195 - 6	WG8-5593-000	164D - 90
RS1-9025-010	164C - 38	VS1-7177-003	211 - 23	WG8-5708-000	161A - 71
RS6-0057-000	251 - 7	VS1-7177-003	315 - 58	WG8-5708-000	164A - 99
VS1-6318-010	810 - 73	VS1-7177-003	316 - 15	WG8-5708-000	164C - 53
VS1-6319-020	313 - 31	VS1-7177-003	320 - 133	WG8-5708-000	166 - 2
VS1-7164-020	900 - 18	VS1-7177-003	360 - 110	WM2-5231-000	900 - 21
VS1-7164-026	900 - 19	VS1-7177-003	600 - 86	WS3-5610-000	110 - 7
VS1-7164-028	900 - 20	VS1-7177-003	620 - 77	WS3-5613-000	110 - 8
VS1-7173-002	270 - 21	VS1-7177-003	645 - 13	WS6-5201-000	100 - 28
VS1-7173-003	360 - 139	VS1-7177-003	770 - 7	WT2-0184-000	102 - 30
VS1-7173-003	620 - 74	VS1-7177-003	810 - 75	WT2-5665-000	194 - 3
VS1-7173-004	620 - 75	VS1-7177-004	101 - 7	X62-7921-000	775 - 11
VS1-7173-004	900 - 24	VS1-7177-004	105 - 28	X71-9310-000	600 - 90
VS1-7173-005	600 - 104	VS1-7177-004	107 - 23	X71-9310-000	640 - 34
VS1-7173-006	320 - 137	VS1-7177-004	164D - 89	X71-9310-000	645 - 20
VS1-7173-006	810 - 114	VS1-7177-004	211 - 24	XA1-1260-605	900 - 504
VS1-7173-006	910 - 5	VS1-7177-004	313 - 56	XA9-0034-000	580 - 29
VS1-7173-007	810 - 72	VS1-7177-004	320 - 134	XA9-0189-000	190 - 2
VS1-7173-008	105 - 25	VS1-7177-004	600 - 88	XA9-0207-000	106 - 32
VS1-7176-002	164D - 50	VS1-7177-005	103 - 30	XA9-0228-000	550 - 18
VS1-7177-000	230 - 9	VS1-7177-006	161B - 7	XA9-0228-000	580 - 30
VS1-7177-002	101 - 20	VS1-7177-006	162B - 15	XA9-0249-000	360 - 105
VS1-7177-002	161B - 22	VS1-7177-006	211 - 26	XA9-0253-000	161A - 39
VS1-7177-002	162A - 19	VS1-7177-006	231 - 2	XA9-0253-000	325 - 37
VS1-7177-002	251 - 11	VS1-7177-006	320 - 136	XA9-0265-000	211 - 2
VS1-7177-002	264 - 15	VS1-7177-006	360 - 142	XA9-0265-000	312 - 66
VS1-7177-002	265 - 38	VS1-7177-006	810 - 76	XA9-0265-010	311 - 74
VS1-7177-002	270 - 13	VS1-7177-007	270 - 22	XA9-0266-000	100 - 75
VS1-7177-002	311 - 45	VS1-7177-007	320 - 140	XA9-0266-000	103 - 47
VS1-7177-002	312 - 70	VS1-7177-007	325 - 44	XA9-0266-000	620 - 82
VS1-7177-002	313 - 59	VS1-7177-007	770 - 15	XA9-0271-000	312 - 67
VS1-7177-002	320 - 135	VS1-7177-008	312 - 41	XA9-0384-000	106 - 27
VS1-7177-002	325 - 45	VS1-7177-008	620 - 78	XA9-0425-030	430 - 10
VS1-7177-002	360 - 64	VS1-7177-012	103 - 31	XA9-0465-000	900 - 10
VS1-7177-002	550 - 17	VS1-7177-014	103 - 32	XA9-0591-000	130B - 24
VS1-7177-002	550 - 19	VS1-7188-003	161A - 81	XA9-0591-000	300 - 49
VS1-7177-002	570 - 2	VS1-7440-002	161A - 82	XA9-0591-000	311 - 75
VS1-7177-002	580 - 28	VS1-7440-003	161A - 83	XA9-0591-000	570 - 9

# NUMERICAL INDEX

## iR7086/7095/7105/7086B/7095P/7105B)

PARTS NUMBER	FIGURE & KEY NO.	PARTS NUMBER	FIGURE & KEY NO.	PARTS NUMBER	FIGURE & KEY NO
XA9-0592-000	360 - 106	XA9-0732-000	161A - 72	XB1-2260-806	211 - 507
XA9-0596-000	104 - 13	XA9-0739-000	110 - 9	XB1-2260-807	900 - 501
XA9-0596-000	130B - 13	XA9-0774-000	107 - 28	XB1-2300-402	570 - 501
XA9-0596-000	570 - 3	XA9-0807-000	810 - 113	XB1-2300-402	640 - 501
XA9-0605-000	100 - 78	XA9-0813-000	251 - 9	XB1-2300-406	430 - 501
XA9-0605-000	160 - 6	XA9-0836-000	900 - 15	XB1-2300-407	311 - 501
XA9-0605-000	300 - 47	XA9-0874-000	161B - 27	XB1-2300-407	312 - 501
XA9-0605-000	302 - 12	XA9-0894-000	164A - 126	XB1-2300-407	313 - 501
XA9-0605-000	303 - 12	XA9-0894-010	164B - 7	XB1-2300-407	320 - 512
XA9-0605-000	311 - 76	XA9-0899-000	360 - 108	XB1-2300-407	570 - 502
XA9-0605-000	312 - 68	XA9-0908-000	315 - 50	XB1-2300-407	620 - 512
XA9-0605-000	320 - 123	XA9-0908-000	320 - 126	XB1-2300-409	164A - 506
XA9-0605-000	330 - 7	XA9-0908-000	360 - 109	XB1-2300-409	164B - 503
XA9-0605-000	360 - 107	XA9-0915-000	103 - 52	XB1-2300-409	164C - 503
XA9-0605-000	600 - 91	XA9-0915-000	550 - 3	XB1-2300-409	165 - 502
XA9-0628-000	325 - 38	XA9-0915-000	580 - 31	XB1-2300-409	312 - 502
XA9-0628-000	102 - 13	XA9-0922-000	164C - 55	XB1-2300-409	315 - 501
XA9-0628-000	102 - 74	XA9-0924-000	103 - 25	XB1-2300-409	325 - 501
XA9-0628-000	105 - 34	XA9-0925-000	810 - 107	XB1-2300-409	350 - 502
XA9-0628-000	106 - 29	XA9-0940-000	130A - 34	XB1-2300-409	360 - 501
XA9-0628-000	107 - 5	XA9-0940-000	130B - 23	XB1-2300-409	640 - 502
XA9-0628-000	108 - 8	XA9-0940-000	320 - 131	XB1-2300-409	645 - 501
XA9-0628-000	230 - 7	XA9-0962-000	251 - 10	XB1-2300-409	810 - 513
XA9-0628-000	231 - 8	XA9-1013-000	164A - 100	XB1-2300-506	107 - 508
XA9-0628-000	250 - 26	XA9-1013-000	300 - 29	XB1-2300-602	600 - 502
XA9-0628-000	251 - 8	XA9-1028-000	164B - 33	XB1-2300-603	550 - 501
XA9-0628-000	260 - 3	XA9-1030-000	250 - 27	XB1-2300-604	640 - 503
XA9-0628-000	263 - 5	XA9-1030-000	260 - 21	XB1-2300-605	105 - 505
XA9-0628-000	264 - 16	XA9-1030-000	320 - 130	XB1-2300-605	161B - 501
XA9-0628-000	270 - 20	XA9-1030-000	325 - 40	XB1-2300-605	163B - 501
XA9-0628-000	280 - 15	XA9-1031-000	161B - 12	XB1-2300-605	164D - 501
XA9-0628-000	300 - 5	XA9-1031-000	164D - 38	XB1-2300-606	161A - 501
XA9-0628-000	312 - 77	XA9-1035-000	164A - 120	XB1-2300-606	164A - 504
XA9-0628-000	313 - 57	XA9-1090-000	106 - 34	XB1-2300-606	211 - 504
XA9-0628-000	315 - 17	XA9-1091-000	106 - 31	XB1-2300-607	103 - 504
XA9-0628-000	320 - 124	XA9-1249-010	161A - 47	XB1-2300-607	105 - 511
XA9-0628-000	325 - 41	XA9-1271-000	167 - 10	XB1-2300-607	110 - 503
XA9-0628-000	360 - 128	XA9-1278-000	106 - 28	XB1-2300-607	130B - 502
XA9-0629-000	100 - 69	XA9-1302-010	164C - 10	XB1-2300-607	320 - 511
XA9-0629-000	107 - 17	XA9-1331-000	102 - 85	XB1-2300-607	600 - 521
XA9-0630-000	107 - 31	XA9-1331-000	103 - 26	XB1-2300-607	900 - 502
XA9-0633-000	311 - 78	XA9-1386-000	265 - 51	XB1-2300-607	910 - 503
XA9-0633-000	312 - 69	XA9-1415-000	211 - 30	XB1-2300-607	986 - 501
XA9-0633-000	325 - 39	XA9-1521-000	211 - 31	XB1-2300-609	102 - 503
XA9-0643-000	107 - 26	XA9-1659-000	164A - 132	XB1-2300-609	103 - 503
XA9-0670-000	130B - 32	XA9-1659-000	165 - 8	XB1-2300-609	107 - 502
XA9-0679-000	161A - 4	XB1-1300-609	164B - 504	XB1-2300-609	161A - 510
XA9-0679-000	265 - 50	XB1-1301-209	164D - 510	XB1-2300-609	164A - 508
XA9-0685-000	302 - 42	XB1-2230-809	101 - 501	XB1-2300-609	164C - 502
XA9-0685-000	303 - 42	XB1-2230-809	120 - 501	XB1-2300-609	300 - 501
XA9-0721-010	302 - 33	XB1-2231-009	250 - 501	XB1-2300-609	311 - 502
XA9-0721-010	303 - 33	XB1-2260-407	320 - 530	XB1-2300-609	312 - 503

# NUMERICAL INDEX

## iR7086/7095/7105/7086B/7095P/7105B)

PARTS NUMBER	FIGURE & KEY NO.	PARTS NUMBER	FIGURE & KEY NO.	PARTS NUMBER	FIGURE & KEY NO
XB1-2300-609	313 - 502	XB1-2400-609	313 - 503	XB2-8401-007	105 - 509
XB1-2300-609	320 - 513	XB1-2400-609	315 - 502	XB2-8401-007	620 - 517
XB1-2300-609	351 - 502	XB1-2400-609	320 - 505	XB2-8401-009	810 - 521
XB1-2300-609	550 - 502	XB1-2400-609	350 - 503	XB2-8401-209	810 - 522
XB1-2300-609	570 - 506	XB1-2400-609	360 - 503	XB2-8402-007	130A - 504
XB1-2300-609	580 - 501	XB1-2400-609	510 - 502	XB3-6300-605	620 - 506
XB1-2300-609	600 - 503	XB1-2400-609	600 - 506	XB3-6300-805	120 - 502
XB1-2300-609	810 - 514	XB1-2400-609	770 - 502	XB3-6300-805	265 - 501
XB1-2300-609	940 - 501	XB1-2400-609	810 - 503	XB3-6400-805	103 - 505
XB1-2300-809	320 - 501	XB1-2400-609	940 - 502	XB3-6400-805	105 - 506
XB1-2300-809	600 - 504	XB1-2400-609	985 - 501	XB3-6400-805	106 - 502
XB1-2300-809	645 - 503	XB1-2400-805	104 - 506	XB3-6400-805	108 - 502
XB1-2301-007	600 - 505	XB1-2400-806	100 - 513	XB3-6400-805	195 - 502
XB1-2301-207	550 - 503	XB1-2400-806	900 - 508	XB3-6400-805	211 - 506
XB1-2301-407	620 - 504	XB1-2400-809	161A - 507	XB3-6400-805	620 - 513
XB1-2301-407	770 - 501	XB1-2400-809	166 - 502	XB3-6400-809	100 - 511
XB1-2301-603	570 - 503	XB1-2400-809	810 - 519	XB3-6400-809	102 - 513
XB1-2302-007	620 - 515	XB1-2401-009	360 - 505	XB3-6400-809	320 - 532
XB1-2302-503	550 - 504	XB1-2401-009	810 - 520	XB3-6401-005	104 - 508
XB1-2302-507	195 - 501	XB1-2401-409	320 - 515	XB4-2400-608	264 - 501
XB1-2400-407	302 - 505	XB1-2401-609	104 - 507	XB4-5300-807	620 - 510
XB1-2400-407	303 - 505	XB1-2401-609	161A - 506	XB4-5300-809	163B - 502
XB1-2400-407	320 - 514	XB1-2401-609	600 - 508	XB4-5301-007	130A - 502
XB1-2400-407	570 - 504	XB1-2402-007	900 - 507	XB4-5400-805	161B - 502
XB1-2400-409	103 - 501	XB1-2402-009	110 - 502	XB4-5400-805	164D - 511
XB1-2400-409	104 - 502	XB1-2402-009	360 - 506	XB4-5400-805	194 - 501
XB1-2400-409	161A - 502	XB1-2403-005	211 - 505	XB4-5400-807	100 - 508
XB1-2400-409	164A - 514	XB1-2403-009	910 - 501	XB4-5400-807	316 - 503
XB1-2400-409	165 - 501	XB1-2403-509	105 - 501	XB4-5400-807	620 - 507
XB1-2400-409	305 - 501	XB1-2404-009	320 - 516	XB4-5400-809	100 - 509
XB1-2400-409	320 - 531	XB2-4300-605	910 - 502	XB4-5401-006	100 - 503
XB1-2400-409	810 - 517	XB2-7300-407	640 - 504	XB4-5401-007	102 - 520
XB1-2400-505	210 - 501	XB2-7300-607	325 - 502	XB4-5401-009	162A - 503
XB1-2400-606	100 - 504	XB2-7300-607	550 - 505	XB4-5401-205	161B - 503
XB1-2400-606	107 - 509	XB2-7300-607	580 - 502	XB4-7300-509	600 - 511
XB1-2400-606	110 - 501	XB2-7300-607	600 - 509	XB4-7300-606	167 - 501
XB1-2400-606	162A - 502	XB2-7400-607	107 - 503	XB4-7300-607	300 - 503
XB1-2400-606	316 - 501	XB2-7400-607	360 - 507	XB4-7300-609	100 - 510
XB1-2400-607	161B - 506	XB2-7400-607	770 - 503	XB4-7300-609	101 - 503
XB1-2400-607	211 - 501	XB2-7400-607	940 - 503	XB4-7300-609	162A - 501
XB1-2400-607	325 - 510	XB2-7400-607	985 - 502	XB4-7300-609	163A - 501
XB1-2400-607	600 - 522	XB2-7400-806	107 - 507	XB4-7300-609	164A - 501
XB1-2400-607	900 - 503	XB2-8300-607	420 - 501	XB4-7300-609	164B - 508
XB1-2400-607	930 - 501	XB2-8300-607	430 - 502	XB4-7300-609	164C - 506
XB1-2400-609	102 - 505	XB2-8300-607	900 - 506	XB4-7300-609	316 - 502
XB1-2400-609	104 - 501	XB2-8300-805	325 - 511	XB4-7300-805	162B - 501
XB1-2400-609	161A - 511	XB2-8300-805	360 - 508	XB4-7300-805	164D - 506
XB1-2400-609	164C - 508	XB2-8300-809	164B - 511	XB4-7300-806	167 - 503
XB1-2400-609	300 - 502	XB2-8400-807	100 - 505	XB4-7300-809	168 - 501
XB1-2400-609	302 - 504	XB2-8400-807	130A - 501	XB4-7300-809	320 - 502
XB1-2400-609	311 - 503	XB2-8400-809	510 - 503	XB4-7300-809	640 - 505
XB1-2400-609	312 - 504	XB2-8401-007	101 - 505	XB4-7300-809	645 - 504

# NUMERICAL INDEX

## iR7086/7095/7105/7086B/7095P/7105B)

PARTS NUMBER	FIGURE & KEY NO.	PARTS NUMBER	FIGURE & KEY NO.	PARTS NUMBER	FIGURE & KEY NO
XB4-7301-207	302 - 502	XD1-1104-132	311 - 506	XD2-1100-402	163B - 503
XB4-7301-207	303 - 502	XD1-1104-133	107 - 505	XD2-1100-402	164A - 502
XB4-7301-209	360 - 510	XD1-1104-135	101 - 502	XD2-1100-402	164C - 501
XB4-7301-209	720 - 501	XD1-1104-138	770 - 504	XD2-1100-402	164D - 503
XB4-7301-609	320 - 503	XD1-1104-139	360 - 512	XD2-1100-402	165 - 505
XB4-7303-009	600 - 512	XD1-1105-235	105 - 508	XD2-1100-402	265 - 505
XB4-7400-809	107 - 501	XD1-1105-236	265 - 503	XD2-1100-402	325 - 506
XB4-7401-005	162B - 502	XD1-1105-239	105 - 510	XD2-1100-402	351 - 503
XB4-7401-007	102 - 521	XD1-1106-218	102 - 506	XD2-1100-402	600 - 517
XB4-7401-609	231 - 501	XD1-1106-221	645 - 506	XD2-1100-502	102 - 507
XB6-2300-408	302 - 503	XD1-1106-222	640 - 507	XD2-1100-502	104 - 504
XB6-2300-408	303 - 503	XD1-1106-222	810 - 505	XD2-1100-502	108 - 501
XB6-2300-408	810 - 523	XD1-1106-223	102 - 509	XD2-1100-502	161B - 504
XB6-2400-409	161A - 505	XD1-1106-226	104 - 505	XD2-1100-502	163B - 504
XB6-2400-508	211 - 502	XD1-1106-235	107 - 506	XD2-1100-502	164A - 513
XB6-2400-509	311 - 505	XD1-1106-235	600 - 515	XD2-1100-502	164B - 507
XB6-2400-509	312 - 505	XD1-1108-212	325 - 504	XD2-1100-502	164C - 505
XB6-2400-509	320 - 517	XD1-1108-219	263 - 501	XD2-1100-502	164D - 504
XB6-2400-509	360 - 511	XD1-1108-222	280 - 501	XD2-1100-502	250 - 502
XB6-2400-609	325 - 503	XD1-1108-223	313 - 504	XD2-1100-502	265 - 506
XB6-2401-008	260 - 501	XD1-1108-225	164A - 507	XD2-1100-502	270 - 501
XB6-7300-405	164A - 503	XD1-1108-226	313 - 505	XD2-1100-502	280 - 503
XB6-7300-409	164A - 516	XD1-1108-229	360 - 513	XD2-1100-502	300 - 506
XB6-7300-409	164B - 502	XD1-1108-235	300 - 505	XD2-1100-502	315 - 505
XB6-7300-409	166 - 501	XD1-2100-307	550 - 507	XD2-1100-502	320 - 523
XB6-7300-409	305 - 502	XD1-3100-307	130B - 501	XD2-1100-502	325 - 507
XB6-7300-605	161B - 505	XD1-3100-805	108 - 503	XD2-1100-502	350 - 505
XB6-7300-605	164D - 512	XD2-1100-172	320 - 510	XD2-1100-502	360 - 514
XB6-7300-607	102 - 522	XD2-1100-242	164D - 507	XD2-1100-502	600 - 518
XB6-7300-607	110 - 504	XD2-1100-242	320 - 521	XD2-1100-502	620 - 503
XB6-7300-607	130A - 503	XD2-1100-242	550 - 508	XD2-1100-502	640 - 508
XB6-7300-607	900 - 505	XD2-1100-242	570 - 505	XD2-1100-502	645 - 507
XB6-7300-609	164A - 512	XD2-1100-242	580 - 503	XD2-1100-502	720 - 502
XB6-7300-609	350 - 504	XD2-1100-242	600 - 523	XD2-1100-502	770 - 505
XB6-7300-609	550 - 506	XD2-1100-242	810 - 526	XD2-1100-502	810 - 508
XB6-7300-609	810 - 504	XD2-1100-322	103 - 507	XD2-1100-602	320 - 533
XB6-7300-805	620 - 518	XD2-1100-322	161A - 509	XD2-1100-642	102 - 501
XB6-7400-607	265 - 502	XD2-1100-322	164A - 505	XD2-1100-642	105 - 502
XB6-7400-609	166 - 503	XD2-1100-322	164B - 509	XD2-1100-642	161A - 515
XB6-7400-609	320 - 518	XD2-1100-322	164D - 502	XD2-1100-642	164A - 517
XB6-7400-609	600 - 514	XD2-1100-322	265 - 504	XD2-1100-642	164B - 505
XB6-7400-809	102 - 523	XD2-1100-322	280 - 502	XD2-1100-642	164C - 511
XB6-7400-809	300 - 504	XD2-1100-322	315 - 503	XD2-1100-642	164D - 505
XB6-7401-609	510 - 501	XD2-1100-322	320 - 522	XD2-1100-642	211 - 503
XB7-2100-309	320 - 519	XD2-1100-322	325 - 505	XD2-1100-642	230 - 501
XB7-2100-409	161A - 512	XD2-1100-322	600 - 516	XD2-1100-642	250 - 503
XB7-2200-409	810 - 525	XD2-1100-322	620 - 514	XD2-1100-642	251 - 501
XD1-1100-642	264 - 502	XD2-1100-322	810 - 527	XD2-1100-642	260 - 502
XD1-1103-137	320 - 520	XD2-1100-372	311 - 509	XD2-1100-642	261 - 501
XD1-1103-139	640 - 506	XD2-1100-372	312 - 507	XD2-1100-642	263 - 502
XD1-1103-139	645 - 505	XD2-1100-402	104 - 503	XD2-1100-642	265 - 507
XD1-1103-633	107 - 504	XD2-1100-402	161A - 503	XD2-1100-642	270 - 502

# NUMERICAL INDEX

## iR7086/7095/7105/7086B/7095P/7105B)

PARTS NUMBER	FIGURE & KEY NO.	PARTS NUMBER	FIGURE & KEY NO.	PARTS NUMBER	FIGURE & KEY NO
XD2-1100-642	280 - 504	XD3-1300-142	810 - 510	XD3-2200-182	161A - 508
XD2-1100-642	320 - 507	XD3-1300-162	164A - 509	XD3-2200-182	250 - 507
XD2-1100-642	325 - 508	XD3-1300-162	320 - 509	XD3-2200-182	360 - 504
XD2-1100-642	330 - 501	XD3-2200-082	164C - 510	XD3-2200-182	775 - 502
XD2-1100-642	360 - 515	XD3-2200-082	315 - 508	XD3-2200-202	320 - 528
XD2-1100-642	430 - 503	XD3-2200-102	164B - 501	XD3-2200-262	620 - 508
XD2-1100-642	600 - 513	XD3-2200-102	164D - 509	XD3-2300-142	250 - 508
XD2-1100-642	620 - 509	XD3-2200-102	311 - 514	XD3-2300-142	260 - 505
XD2-1100-642	645 - 508	XD3-2200-102	312 - 512	XD3-2300-182	260 - 506
XD2-1100-642	775 - 501	XD3-2200-102	313 - 513	XD3-2300-202	320 - 529
XD2-1100-642	810 - 509	XD3-2200-102	315 - 509	XD3-2300-322	320 - 504
XD2-1100-802	164B - 506	XD3-2200-102	320 - 527	XD9-0104-000	302 - 35
XD2-1100-802	320 - 524	XD3-2200-122	102 - 502	XD9-0104-000	303 - 35
XD2-1100-802	330 - 502	XD3-2200-122	161A - 504	XD9-0133-000	231 - 6
XD2-1100-802	600 - 519	XD3-2200-122	164A - 515	XD9-0135-000	302 - 34
XD2-1100-802	620 - 501	XD3-2200-122	164D - 508	XD9-0135-000	303 - 34
XD2-1100-802	810 - 528	XD3-2200-122	250 - 504	XD9-0136-000	107 - 22
XD2-1200-902	810 - 502	XD3-2200-122	263 - 503	XD9-0137-000	302 - 36
XD2-2100-302	167 - 502	XD3-2200-122	264 - 503	XD9-0137-000	303 - 36
XD2-2100-402	164A - 519	XD3-2200-122	265 - 508	XD9-0137-000	311 - 517
XD2-2100-402	164C - 507	XD3-2200-122	270 - 503	XD9-0151-000	161A - 3
XD2-2100-402	165 - 503	XD3-2200-122	280 - 505	XD9-0152-000	164A - 105
XD2-2100-502	351 - 504	XD3-2200-122	311 - 515	XD9-0153-000	164A - 79
XD2-2100-602	162A - 504	XD3-2200-122	312 - 513	XD9-0215-000	107 - 19
XD2-2100-602	164A - 520	XD3-2200-122	313 - 514	XF2-1106-140	164D - 116
XD2-2100-602	645 - 502	XD3-2200-122	315 - 510	XF2-1106-540	164D - 91
XD2-2100-802	161A - 513	XD3-2200-122	320 - 535	XF2-1108-040	164D - 39
XD2-2100-802	164A - 510	XD3-2200-122	360 - 516	XF2-1108-560	164D - 120
XD2-2100-802	164B - 510	XD3-2200-122	620 - 511	XF2-1108-860	164D - 40
XD2-2100-802	164C - 509	XD3-2200-122	810 - 511	XF2-1604-560	161A - 67
XD2-2100-802	311 - 512	XD3-2200-142	164A - 518	XF2-1607-150	165 - 7
XD2-2100-802	312 - 510	XD3-2200-142	250 - 505	XF2-1611-080	360 - 112
XD2-2100-802	313 - 510	XD3-2200-142	260 - 503	XF2-1612-680	360 - 113
XD2-2100-802	320 - 534	XD3-2200-142	261 - 502	XF2-4610-840	211 - 32
XD2-2100-802	600 - 510	XD3-2200-142	263 - 504	XF9-0354-000	164A - 101
XD2-2102-002	640 - 509	XD3-2200-142	270 - 504	XF9-0358-000	164C - 28
XD2-2300-302	351 - 501	XD3-2200-142	280 - 506	XF9-0359-000	164C - 50
XD2-2300-602	600 - 507	XD3-2200-142	320 - 508	XF9-0393-000	316 - 16
XD2-3100-102	640 - 510	XD3-2200-142	325 - 509	XF9-0502-000	315 - 54
XD2-3100-202	106 - 501	XD3-2200-142	330 - 503	XF9-0525-000	311 - 52
XD3-0300-082	311 - 513	XD3-2200-142	360 - 517	XF9-0525-000	312 - 72
XD3-0300-082	312 - 511	XD3-2200-142	620 - 516	XF9-0525-000	313 - 52
XD3-1200-102	311 - 508	XD3-2200-162	230 - 502	XF9-0533-000	106 - 33
XD3-1200-102	313 - 511	XD3-2200-162	250 - 506	XF9-0663-000	360 - 114
XD3-1200-102	315 - 506	XD3-2200-162	260 - 504	XF9-0682-000	164A - 80
XD3-1200-102	320 - 525	XD3-2200-162	261 - 503	XF9-0683-000	164A - 81
XD3-1200-122	315 - 507	XD3-2200-162	263 - 505	XF9-0684-000	164B - 16
XD3-1200-122	350 - 501	XD3-2200-162	264 - 504	XF9-0685-000	161A - 78
XD3-1300-082	320 - 526	XD3-2200-162	265 - 509	XF9-0699-000	164A - 102
XD3-1300-102	164A - 511	XD3-2200-162	320 - 536	XF9-0723-000	303 - 507
XD3-1300-102	313 - 512	XD3-2200-162	330 - 504	XF9-0746-000	164D - 41
XD3-1300-122	164C - 504	XD3-2200-162	360 - 509	XF9-0747-000	164D - 47

# NUMERICAL INDEX

## iR7086/7095/7105/7086B/7095P/7105B)

PARTS NUMBER	FIGURE & KEY NO.	PARTS NUMBER	FIGURE & KEY NO.	PARTS NUMBER	FIGURE & KEY NO.
XG2-8012-355	360 - 115	XG9-0447-000	810 - 112		
XG3-6012-405	102 - 508	XG9-0472-000	325 - 42		
XG3-6012-405	320 - 127	XG9-0508-000	211 - 33		
XG9-0111-000	600 - 89	XH9-0111-000	166 - 5		
XG9-0111-000	640 - 36	XH9-0134-000	302 - 28		
XG9-0120-000	640 - 35	XH9-0134-000	303 - 28		
XG9-0143-000	600 - 6	XZ9-0251-000	120 - 5		
XG9-0192-000	265 - 53	XZ9-0367-000	108 - 11		
XG9-0192-000	360 - 116	XZ9-0472-000	620 - 73		
XG9-0208-000	261 - 8	XZ9-0487-000	164C - 30		
XG9-0211-000	164B - 34	XZ9-0564-000	300 - 40		
XG9-0211-000	265 - 52	XZ9-0582-000	316 - 21		
XG9-0211-000	312 - 73				
XG9-0211-000	320 - 128				
XG9-0211-000	360 - 117				
XG9-0211-000	775 - 12				
XG9-0211-000	810 - 108				
XG9-0237-000	161A - 2				
XG9-0237-000	164A - 83				
XG9-0237-000	164C - 29				
XG9-0237-000	164D - 42				
XG9-0248-000	106 - 30				
XG9-0249-000	102 - 16				
XG9-0249-000	230 - 8				
XG9-0249-000	260 - 22				
XG9-0249-000	263 - 6				
XG9-0249-000	264 - 14				
XG9-0249-000	270 - 15				
XG9-0249-000	360 - 118				
XG9-0250-000	102 - 17				
XG9-0250-000	250 - 28				
XG9-0250-000	260 - 20				
XG9-0250-000	270 - 16				
XG9-0250-000	280 - 16				
XG9-0250-000	312 - 74				
XG9-0250-000	320 - 65				
XG9-0250-000	330 - 8				
XG9-0250-000	360 - 119				
XG9-0250-000	600 - 94				
XG9-0291-000	360 - 120				
XG9-0307-000	510 - 8				
XG9-0350-000	280 - 17				
XG9-0362-000	360 - 121				
XG9-0366-000	810 - 109				
XG9-0390-000	161A - 46				
XG9-0395-000	270 - 17				
XG9-0406-000	810 - 110				
XG9-0407-000	311 - 79				
XG9-0407-000	312 - 75				
XG9-0407-000	313 - 53				
XG9-0421-000	810 - 111				
XG9-0424-000	161A - 13				

# **iR7086/7095/7105/7086B/7095P/ 7105B)**

## **iR7086imageRUNNER 7086**

**208V UL            F14-7533-000    SJD00000-**

## **iR7086iR7086**

**230V GB            F14-7553-000**

**230V AU            F14-7563-000    SJF00000-**

**230V EUR          F14-7593-000**

**230V EUR T2       F14-7593-000**

## **iR7086BiR7086B**

**100V/20A           F14-7520-000    SJK00000-**

## **iR7086NiR7086N**

**100V/20A           F14-7510-000    SJC00000-**

## **iR7095imageRUNNER 7095**

**208V UL            F14-7532-000    SHX00000-**

## **iR7095iR7095**

**230V A/B           F14-7542-000    SHY00000-**

**220V CN            F14-7550-000    SJB00000-**

**230V GB            F14-7552-000**

**230V AU            F14-7562-000    SHZ00000-**

**230V EUR F14-7592-000**

**230V EUR T2 F14-7592-000**

### **iR7095iiR7095i**

**200V/15A F14-7512-000 SHW00000-**

### **iR7095PimageRUNNER 7095 Printer**

**208V UL F14-7534-000 SJG00000-**

### **iR7095PiR7095P**

**230V GB F14-7554-000**

**230V AU F14-7564-000 SJJ00000-**

**230V EUR F14-7594-000**

### **iR7105imageRUNNER 7105**

**208V UL F14-7531-000 SHS00000-**

### **iR7105iR7105**

**230V A/B F14-7541-000 SHT00000-**

**230V GB F14-7551-000 SXL00000-**

**220V CN F14-7560-000 SHV00000-**

**230V AU F14-7561-000 SHU00000-**

**230V EUR F14-7591-000 SXX00000-**

### **iR7105BiR7105B**

**200V/15A F14-7515-000 SQZ00000-**



iR7105iiR7105i

200V/15A

F14-7511-000 SHR00000-

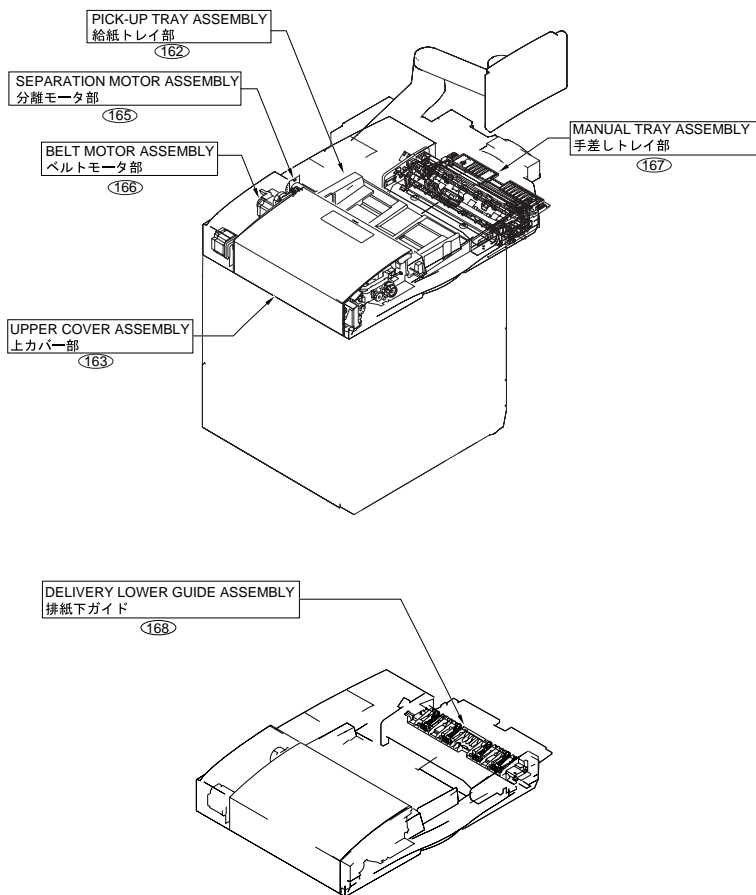


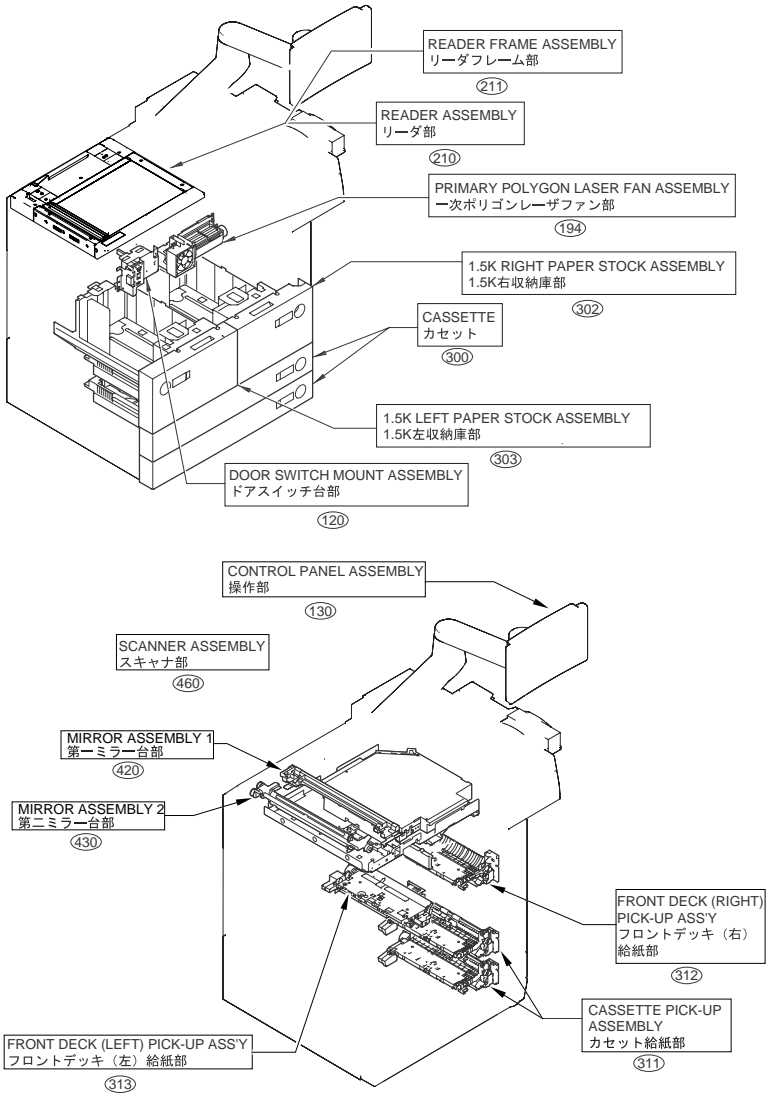
# Contents

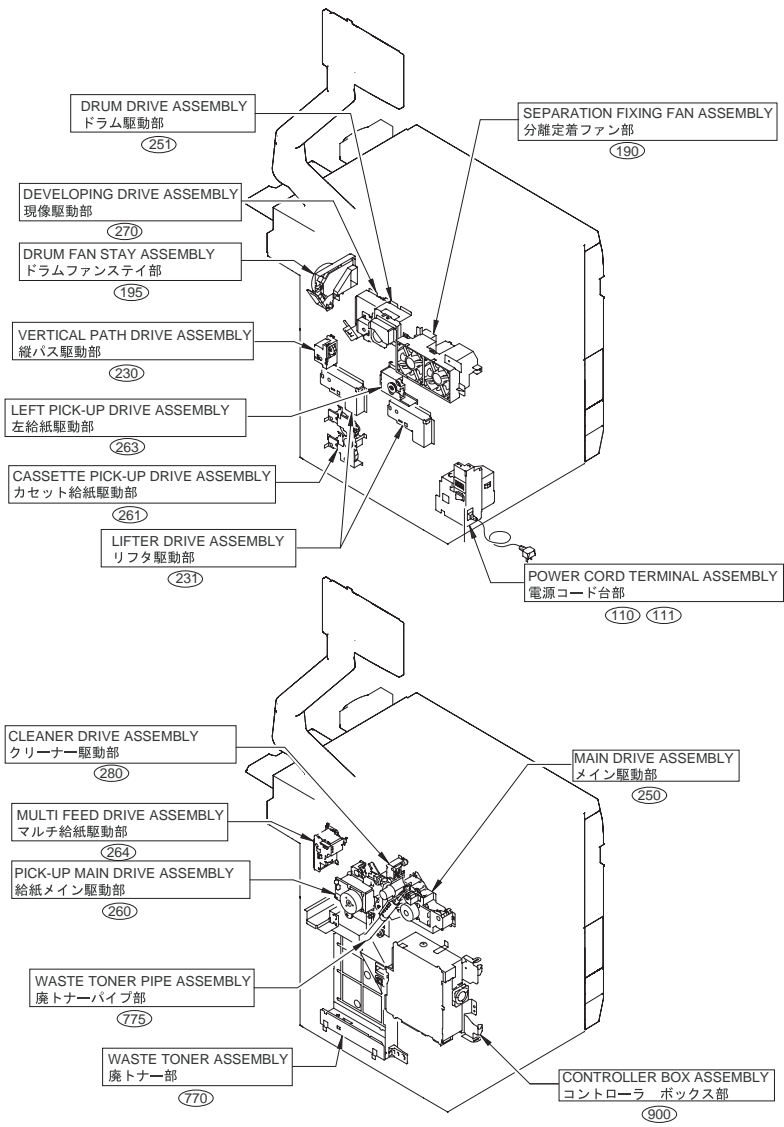
A	ASSEMBLY LOCATION DIAGRAM .....	2-1
100	EXTERNAL COVERS, PANELS, ETC. ....	2-7
101	MACHINE FRONT PLATE .....	2-14
102	INTERNAL COMPONENTS 1 .....	2-16
103	INTERNAL COMPONENTS 2 .....	2-20
104	INTERNAL COMPONENTS 3 .....	2-24
105	INTERNAL COMPONENTS 3 .....	2-27
106	MACHINE REAR PLATE 1 .....	2-30
107	MACHINE REAR PLATE 2 .....	2-32
108	MACHINE BOTTOM PLATE .....	2-35
110	POWER CORD TERMINAL ASSEMBLY .....	2-37
120	DOOR SWITCH MOUNT ASSEMBLY .....	2-40
130A	CONTROL PANEL ASSEMBLY(iR7086/7095/7105) .....	2-41
130B	CONTROL PANEL ASSEMBLY(iR7086B/7095P/7105B) .....	2-44
160	EXTERNAL COVERS, PANELS, ETC. ....	2-47
161A	FRAME ASSEMBLY(iR7095/7105) .....	2-49
161B	FRAME ASSEMBLY(iR7096) .....	2-55
162A	PAPER PICK-UP TRAY ASSEMBLY(iR7095/7105).....	2-58
162B	DOCUMENT TRAY ASSEMBLY(iR7086).....	2-61
163A	OPEN/CLOSE PANEL ASSEMBLY(iR7095/7105).....	2-63
163B	OPEN/CLOSE PANEL ASSEMBLY(iR7086).....	2-65
164A	PAPER PICK-UP ASSEMBLY(iR7095/7105).....	2-67
164B	SEPARATION ASSEMBLY(iR7095/7105).....	2-75
164C	PAPER DELIVERY ASSEMBLY(iR7095/7105).....	2-78
164D	FEEDER ASSEMBLY(iR7086) .....	2-82
165	SEPARATION MOTOR ASSEMBLY .....	2-90
166	BELT MOTOR ASSEMBLY .....	2-91
167	FEEDER TRAY ASSEMBLY .....	2-92
168	DELIVERY LOWER GUIDE ASSEMBLY .....	2-94
190	SEPARATION FIXING FAN ASS'Y .....	2-96
194	PRI. POLYGON LASER FAN ASS'Y .....	2-97
195	DRUM FAN STAY ASSEMBLY .....	2-98
210	READER ASSEMBLY .....	2-99
211	READER FRAME ASSEMBLY .....	2-104
230	VERTICAL PATH DRIVE ASSEMBLY .....	2-110
231	LIFTER DRIVE ASSEMBLY .....	2-111
250	MAIN DRIVE ASSEMBLY .....	2-112
251	DRUM DRIVE ASSEMBLY .....	2-114
260	PICK-UP MAIN DRIVE ASSEMBLY .....	2-115
261	PICK-UP DRIVE ASSEMBLY .....	2-117
263	LEFT PICK-UP DRIVE ASSEMBLY .....	2-118
264	MULTI FEED DRIVE ASSEMBLY .....	2-119
265	EXTRACTION ROLLER ASSEMBLY .....	2-121
270	DEV. DRIVE ASSEMBLY .....	2-124
280	CLEANER DRIVE ASSEMBLY .....	2-126

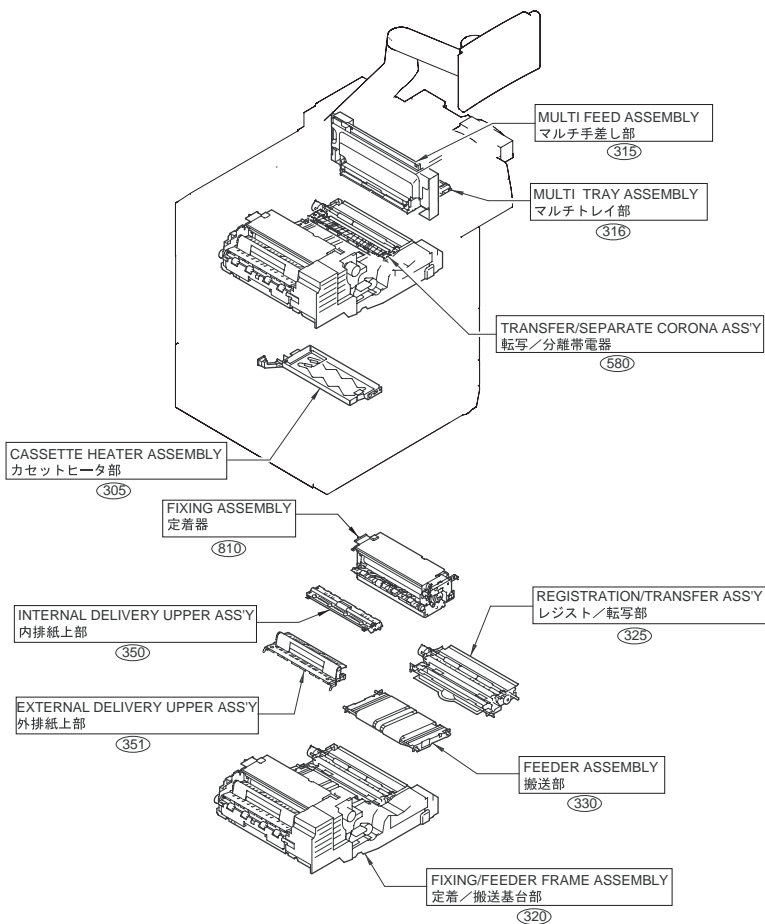
300	CASSETTE .....	2-128
302	RIGHT PAPER STOCK ASSEMBLY .....	2-131
303	LEFT PAPER STOCK ASSEMBLY .....	2-134
305	CASSETTE HEATER UNIT .....	2-137
311	CASSETTE PICK-UP ASSEMBLY .....	2-138
312	FRONT DECK RIGHT PICK-UP ASS'Y .....	2-142
313	FRONT DECK LEFT PICK-UP AASS'Y .....	2-146
315	MULTI FEEDER ASSEMBLY .....	2-150
316	MULTI TRAY ASSEMBLY .....	2-153
320	FIXING/FEEDER FRAME ASSEMBLY .....	2-155
325	REGIST. TRANSFER ASSEMBLY .....	2-162
330	FEEDER ASSEMBLY .....	2-166
350	INTERNAL DELIVERY UPPER ASS'Y .....	2-167
351	EXTERNAL DELIVERY UPPER ASS'Y .....	2-169
360	DUPLEX ASSEMBLY .....	2-171
420	1 MIRROR MOUNT ASSEMBLY .....	2-179
430	2 MIRROR MOUNT ASSEMBLY .....	2-181
460	SCANNER ASSEMBLY .....	2-183
510	PHOTO-SENSITIVE DRUM ASSEMBLY .....	2-184
550	PRIMARY CORONA ASSEMBLY .....	2-186
570	PRE-TRANSFER CORONA ASSEMBLY .....	2-188
580	TRANSFER/SEPARATE CORONA ASS'Y .....	2-190
600	AP KIT ASSEMBLY .....	2-193
620	HOPPER ASSEMBLY .....	2-201
640	DEVELOPING ASSEMBLY .....	2-207
645	BUFFER ASSEMBLY .....	2-210
720	PAPER FEED CLAW ASS'Y .....	2-212
770	WASTE TONER ASSEMBLY .....	2-214
775	WASTE TONER PIPE ASSEMBLY .....	2-216
810	FIXING ASSEMBLY .....	2-217
900	CONTROLLER BOX ASSEMBLY .....	2-225
910	DC POWER SUPPLY PCB ASSEMBLY .....	2-228
930	DC CONTROLLER PCB ASSEMBLY .....	2-230
935	READER CONTROLLER PCB ASSEMBLY .....	2-231
940	POTENTIAL MEASURING PCB ASS'Y .....	2-232
941	INTERFACE, PCB ASSEMBLY .....	2-234
945	INVERTER PCB ASSEMBLY .....	2-235
960	AC DRIVER PCB ASSEMBLY .....	2-236
961	REVERSE MOTOR DRIVER PCB ASS'Y .....	2-237
980	H.V. AC TRANSFORMER PCB ASS'Y .....	2-238
985	H. V. T. PCB ASSEMBLY .....	2-239
986	FIXING SENSOR DRIVE ASSEMBLY .....	2-240

# FIGURE A ASSEMBLY LOCATION DIAGRAM

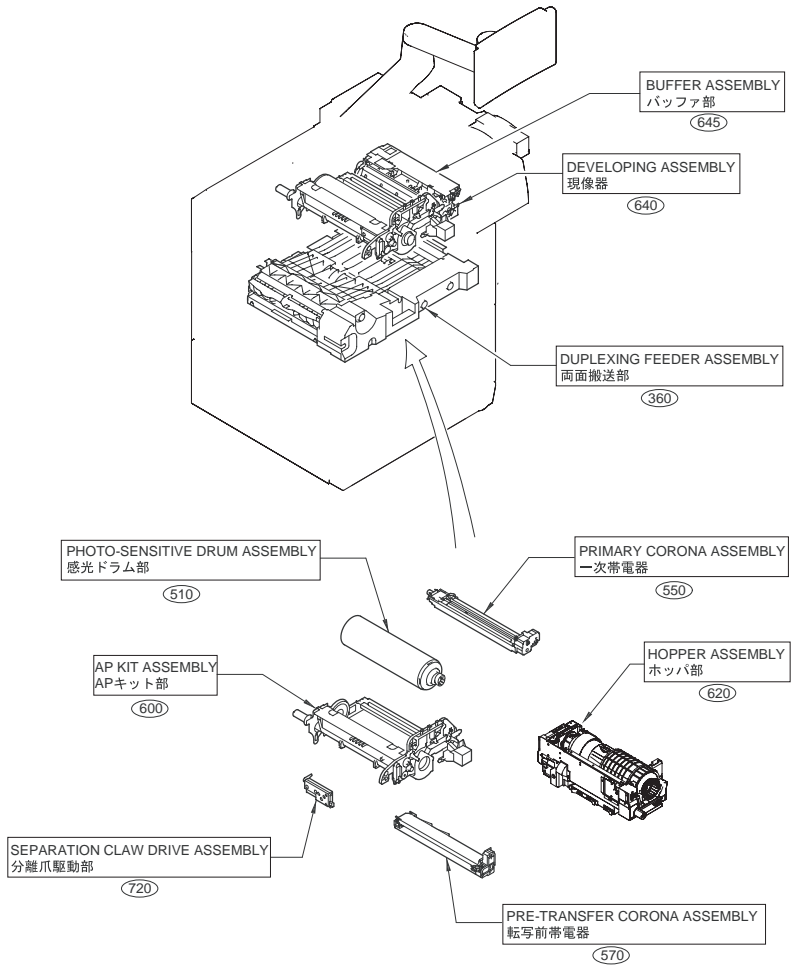


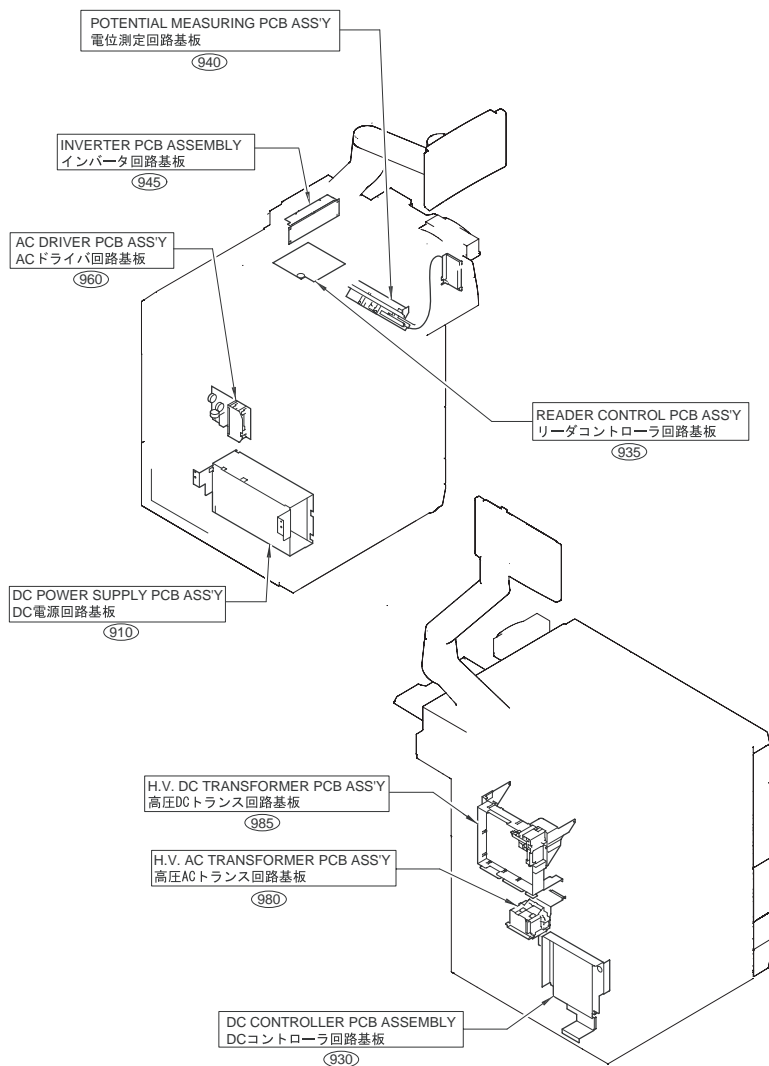




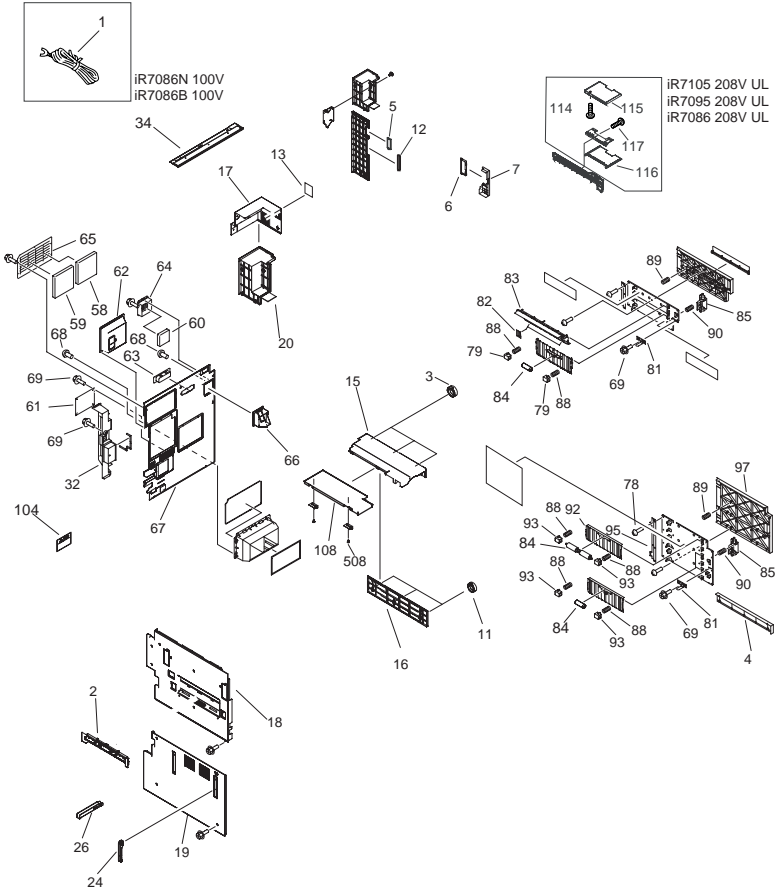








# FIGURE 100 EXTERNAL COVERS, PANELS, ETC.



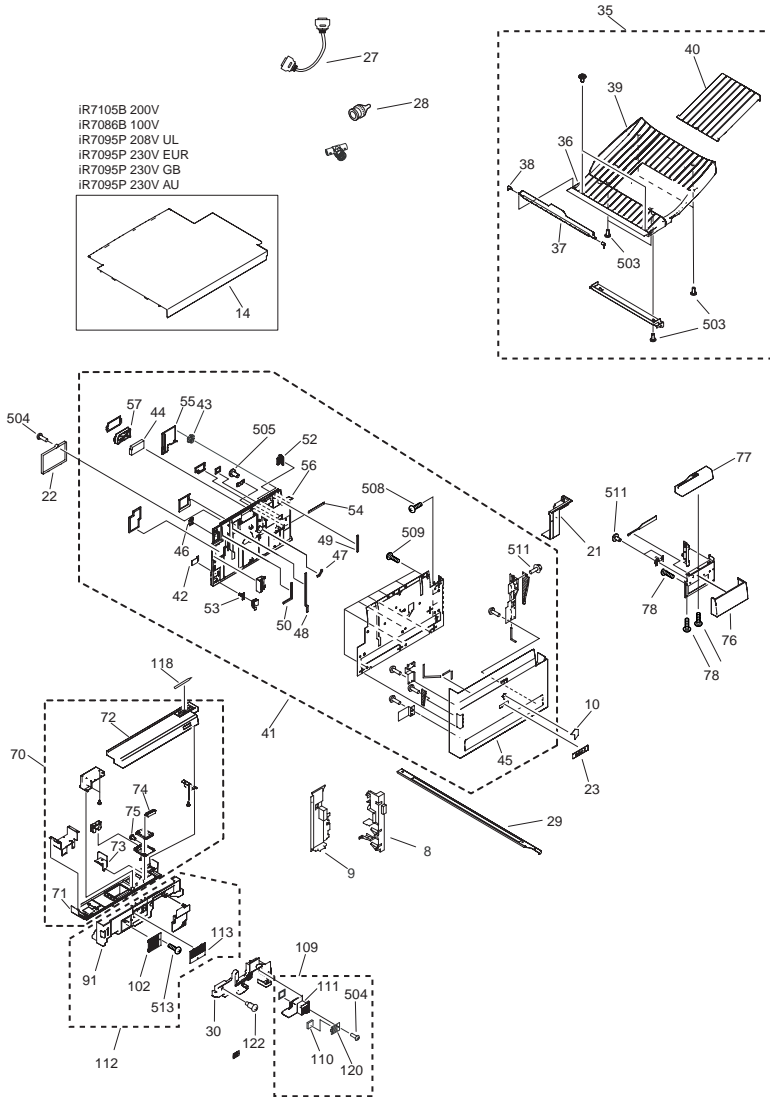


FIGURE & KEY NO.	PARTS NUMBER	RANK	QTY	DESCRIPTION	SERIAL NUMBER/REMARKS	SVC
Fig.100	NPN		RF	EXTERNAL COVERS, PANELS, ETC.		
1	FK2-0979-000		1	CABLE, GROUNDING	iR7086N,iR7086B	

FIGURE & KEY NO.	PARTS NUMBER	R A N K	Q'TY	DESCRIPTION	SERIAL NUMBER/ REMARKS	S V C
2	FB5-9097-000		1	GUIDE, AUXILIARY		
3	FB6-3771-000		3	COVER, RUBBER		
4	FB6-6975-000		1	COVER, RIGHT LOWER		
5	FB6-7012-000		1	COVER, LATCH PLATE, RIGHT		
6	FB6-7013-000		1	COVER, BLANKING		
7	FB6-7014-000		1	COVER, HANDLE		
8	FB6-7113-000		1	COVER, RIGHT LOWER, INSIDE		
9	FB6-7114-000		1	COVER, LEFT LOWER, INSIDE		
10	FC5-1280-000		1	EMBLEM		
11	FC5-1282-000		3	RUBBER, COVER		
12	FC5-2720-000		1	COVER, HANDLE, B		
13	FC7-3084-000		1	LABEL, SHUT, DOWN A	iR7105 208V UL iR7095 208V UL iR7086 208V UL iR7105 230V GB iR7095 230V GB iR7086 230V GB iR7105 230V AU iR7095 230V AU iR7086 230V AU iR7105 230V EUR iR7095 230V EUR iR7086 230V EUR iR7095P 208V UL iR7095P 230V GB iR7095P 230V AU,iR7095P 230V EUR	
13	FC7-3085-000		1	LABEL, SHUT, DOWN B	iR7086N 100V iR7105i 200V iR7095i 200V iR7105 230V A/B iR7095 230V A/B iR7095 220V CN iR7105 220V CN iR7086B 100V iR7105B 200V	
14	FC7-0212-000		1	COVER, PRINTER, UPPER	iR7086B,iR7095P	
15	FC6-5600-000		1	COVER, UNIT, UPPER		
16	FC6-5601-000		1	COVER, UNIT, LOWER		
17	FC6-5699-000		1	COVER, RIGHT REAR, UPPER		
18	FC6-7144-000		1	COVER, LEFT, UPPER		
19	FC6-7145-000		1	COVER, LEFT, LOWER		
20	FC6-7157-000		1	COVER, RIGHT, REAR		
21	FC6-7158-000		1	COVER, RIGHT FRONT		
22	FC7-1797-000		1	COVER, SERVICE BOOK		
23	FC7-2672-000		1	PLATE, NAME	iR7086N 100V	
23	FC7-2047-000		1	PLATE, NAME	iR7105i 200V	

FIGURE & KEY NO.	PARTS NUMBER	R A N K	Q'TY	DESCRIPTION	SERIAL NUMBER/ REMARKS	S V C
23	FC7-2048-000		1	PLATE, NAME	iR7095i 200V	
23	FC7-2674-000		1	PLATE, NAME	iR7105 208V UL	
23	FC7-2675-000		1	PLATE, NAME	iR7095 208V UL	
23	FC7-2676-000		1	PLATE, NAME	iR7086 208V UL	
23	FC7-2678-000		1	PLATE, NAME	iR7105 230V A/B iR7105 230V GB iR7105 220V CN iR7105 230V AU iR7105 230V EUR	
23	FC7-2679-000		1	PLATE, NAME	iR7095 230V A/B iR7095 220V CN iR7095 230V GB iR7095 230V AU iR7095 230V EUR	
23	FC7-2680-000		1	PLATE, NAME	iR7086 230V GB iR7086 230V AU iR7086 230V EUR	
23	FC7-2673-000		1	PLATE, NAME	iR7086B	
23	FC7-3061-000		1	PLATE, NAME	iR7105B 200V	
23	FC7-2677-000		1	PLATE, NAME	iR7095P 208V UL	
23	FC7-2681-000		1	PLATE, NAME	iR7095P 230V GB iR7095P 230V AU iR7095P 230V EUR	
24	FB2-8094-020		1	KNOB, 1		
26	FG5-5794-000		1	HANDLE, MAIN BODY		
27	FH7-7036-000		1	CABLE, DDI-S SERIAL		
28	WS6-5201-000		2	TERMINATOR		
29	FL2-3505-000		1	GLASS, DUST-PROOF		
30	FL2-3508-000		1	COVER, IN		
32	FL2-3515-000		1	COVER, SYSTEM CONNECTOR		
34	FL2-3545-000		1	COVER, REAR UPPER		
35	FM2-2414-000		1	DELIVERY TRAY ASSEMBLY		
36	FC6-0959-000		1	TRAY, ADF DELIVERY		
37	FC6-0961-000		1	TRAY, DELIVERY, 2		
38	FC6-0963-000		1	SPRING, TORSION		
39	FC6-0970-000		1	TRAY, DELIVERY, 1		
40	FC6-0978-000		1	TRAY, DELIVERY, 3		
41	FM2-4064-000		1	FRONT COVER ASSEMBLY		
42	FA9-3784-020		1	CATCH, MAGNET		

FIGURE & KEY NO.	PARTS NUMBER	R A N K	Q'TY	DESCRIPTION	SERIAL NUMBER/ REMARKS	S V C
43	FB4-5311-000		1	KNOB, DRUM		
44	FB6-0603-000		1	FILTER, AIR, PRIMARY		
45	FC6-5605-000		1	COVER FRONT		
46	FC6-5607-000		1	ACTUATOR		
47	FC6-5608-000		1	SEAL, 1		
48	FC6-5609-000		1	SEAL, 2		
49	FC6-5610-000		1	SEAL, 3		
50	FC6-5611-000		1	SEAL, 4		
52	FC6-5713-000		1	HINGE, COVER, FRONT		
53	FC6-5715-000		1	GUIDE, COVER, FRONT		
54	FC6-5732-000		1	BELT,STOPPER		
55	FC7-1796-000		1	COVER, TOOL		
56	FL2-3470-000		1	COVER, DUCT, FRONT		
57	FL2-4624-000		1	CASE, AIR FILTER		
58	FB6-0397-000		1	FILTER, OZONE, SEPARATION		
59	FC7-3082-000		1	FILTER, OZONE, FIXING		
60	FB6-0776-000		1	FILTER, OZONE, DRUM		
61	FC5-2452-000		1	COVER, BLANKING, REAR		
62	FC6-7171-000		1	COVER, LATTICE		
63	FC6-8948-000		1	HANDLE		
64	FC6-8949-000		1	CASE, FILTER		
65	FC6-8950-000		1	COVER, FILTER		
66	FL2-3534-000		1	DUCT, DRUM		
67	FL2-3542-000		1	COVER, REAR		
69	XA9-0629-000		AR	SCREW, RS, M4X8		
70	FM2-4108-000		1	FRONT UPPER COVER ASSEMBLY		
71	FL2-3494-000		1	COVER, FRONT UPPER, LOWER		
72	FL2-3495-000		1	COVER, FRONT UPPER, UPPER		
73	FA9-3684-000		1	CUP		
74	FC6-5706-000		1	COVER, ENTRANCE		
75	XA9-0266-000		1	SCREW		
76	FC6-5530-000		1	DOOR, FRONT, LOWER		

FIGURE & KEY NO.	PARTS NUMBER	R A N K	Q'TY	DESCRIPTION	SERIAL NUMBER/ REMARKS	S V C
77	FC6-5529-000		1	DOOR, FRONT, UPPER		
78	XA9-0605-000		AR	SCREW, M4X8		
79	FB2-7755-000		2	BUSHING		
81	FB4-1969-020		2	FLAG, RIGHT DOOR SENSOR		
82	FB5-2512-000		2	SHEET, VERTICAL PATH		
83	FB6-0528-000		1	GUIDE, REGISTRATION, SWING		
84	FB6-2397-000		4	ROLLER		
85	FC5-2719-000		2	HANDLE, RIGHT DOOR		
88	FS5-2921-000		2	SPRING, COMPRESSION		
89	FS5-2922-000		4	SPRING, COMPRESSION		
90	FS6-2826-000		1	SPRING, COMPRESSION		
91	FL2-3516-000		1	COVER, INTERNAL, UPPER		
92	FB2-7750-000		1	GUIDE, VERTICAL PATH		
93	FB2-7755-000		6	BUSHING		
95	FB4-1972-030		1	HINGE, RIGHT DOOR, LOWER		
97	FB6-7011-000		1	RIGHT DOOR, LOWER		
102	FF6-2852-000		1	COVER, FILTER		
104	FU5-8329-000		1	LABEL, GROUNDING CAUTION	iR7086N,iR7086B	
104	FU5-8560-000		1	LABEL, GROUNDING CAUTION	iR7105 230V GB iR7095 230V GB iR7086 230V GB iR7095P 230V GB iR7105 230V EUR iR7095 230V EUR iR7086 230V EUR iR7095P 230V EUR	
108	FM2-5852-000		1	COVER, BLANKING		
109	FM2-5860-000		1	POST INNER COVER ASSEMBLY		
110	FB4-1407-000		1	FILTER, AIR		
111	FL2-3507-000		1	COVER, POST, INNER		
112	FM2-6125-000		1	INNER COVER UPPER ASSEMBLY		
113	FF6-2849-000		1	COVER, FILTER		
114	FA9-3389-010		1	SUPPORT, DOCUMENT TABLE	iR7105 208V UL iR7095 208V UL iR7086 208V UL	
115	FC5-5129-000		1	TRAY, DOCUMENT, UPPER	iR7105 208V UL iR7095 208V UL iR7086 208V UL	
116	FC5-5130-000		1	TRAY, DOCUMENT, LOWER	iR7105 208V UL iR7095 208V UL iR7086 208V UL	



FIGURE & KEY NO.	PARTS NUMBER	R A N K	Q'TY	DESCRIPTION	SERIAL NUMBER/ REMARKS	S V C
117	FS5-9161-000		2	SCREW, STEPPED, M4	iR7105 208V UL iR7095 208V UL iR7086 208V UL	
118	FC7-3068-000		1	PEN, TOUCH PANEL		
120	FB6-7097-000		1	MOUNT, FILTER		
122	FS1-9253-000		6	SCREW, STEPPED M4X8		
503	XB4-5401-006		AR	SCREW, P, M4X10		
504	XB1-2400-606		3	SCREW, MACHINE M4X6		
505	XB2-8400-807		1	SCREW, W/WASHER, M4X8		
508	XB4-5400-807		5	SCREW,P,M4X8		
509	XB4-5400-809		AR	SCREW,P,M4X8		
510	XB4-7300-609		AR	SCREW, TAP, BINDING HEAD, M3X6		
511	XB3-6400-809		2	SCREW,RS,M4		
513	XB1-2400-806		2	SCREW, MACHINE M4X8		

# FIGURE 101 MACHINE FRONT PLATE

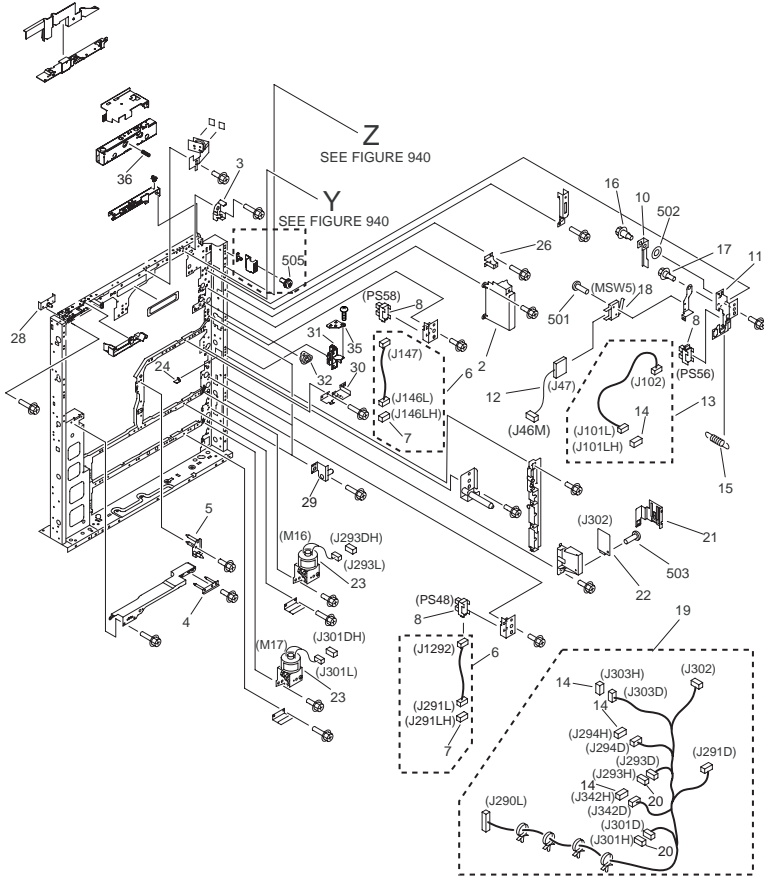


FIGURE & KEY NO.	PARTS NUMBER	RANK	Q'TY	DESCRIPTION	SERIAL NUMBER/REMARKS	SVC
Fig.101	NPN		RF	MACHINE FRONT PLATE		
2	FB6-7112-000		1	COVER, INTERNAL, RIGHT LOWER		
3	FC6-9703-000		1	GUIDE, POWER CONTROLLER CABLE		
4	FF5-3003-000		1	SUPPORT, PAPER PICK-UP		
5	FF5-3004-060		1	SUPPORT, PAPER PICK-UP, LOWER		
6	FG6-1892-020		2	CABLE, RIGHT DOOR OPEN/CLOSE		
7	VS1-7177-004		2	CONNECTOR, SNAP TIGHT, BK		
8	FK2-0149-000		2	PHOTO-INTERRUPTER, TLP1253(C6)		

FIGURE & KEY NO.	PARTS NUMBER	R A N K	Q'TY	DESCRIPTION	SERIAL NUMBER/ REMARKS	S V C
10	FB2-7560-030		1	COVER, SWITCH		
11	FB4-1430-020		1	HOLDER, DOOR SENSOR		
12	FG6-2328-020		1	CABLE, MULTI DOOR INTERLOCK		
13	FG6-2330-020		1	CABLE, MULTI DOOR, CONNECTING		
14	VS1-7177-003		4	CONNECTOR, SNAP TIGHT, BK		
15	FS5-2958-000		1	SPRING, TENSION		
16	FS5-9166-020		1	SCREW, STEPPED, M4		
17	FS5-9216-020		1	SCREW, STEPPED, M4X6		
18	WC4-5153-000		1	MICRO SWITCH		
19	FG6-5407-000		1	CABLE, MAIN BODY, FRONT LOWER		
20	VS1-7177-002		2	CONNECTOR, SNAP TIGHT, BK		
21	FB2-8345-000		1	PLATE, GROUNDING		
22	FH7-7426-020		1	SENSOR, HUMIDITY		
23	FH6-1960-020		2	MOTOR, DC		
24	FB2-8098-000		1	SUPPORT, KNOB		
26	FB4-5257-020		1	PLATE, TAPE		
28	FF5-7658-020		1	PLATE, POSITIONING, FIXING		
29	FF5-8139-030		3	PLATE, POSITIONING, FRONT		
30	FF5-8152-000		1	PLATE, LOCK, RIGHT		
31	FC7-2685-000		1	MOUNT, HINGE		
32	FS5-1798-000		1	BUSHING		
34	FS1-9253-020		6	SCREW, STEPPED M4X8		
35	FC7-2691-000		1	SHEET, HINGE CATCH		
36	FU6-2276-000		1	SPRING, COMPRESSION		
501	XB1-2230-809		2	SCREW,MACH,TRUSS HEAD,M2.3X8		
502	XD1-1104-135		1	WASHER,COP		
503	XB4-7300-609		1	SCREW, TAP, BINDING HEAD, M3X6		
505	XB2-8401-007		2	SCREW,W/WASHER,M4X10		

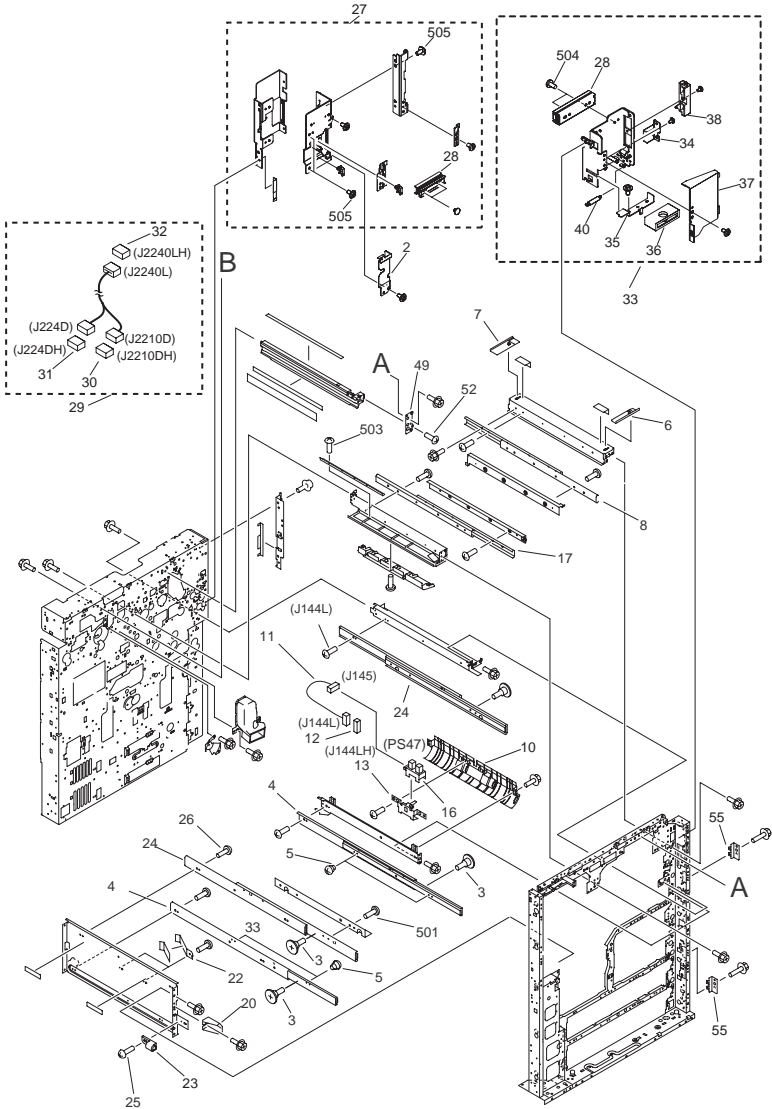


FIGURE & KEY NO.	PARTS NUMBER	R A N K	Q'TY	DESCRIPTION	SERIAL NUMBER/ REMARKS	S V C
4	FB4-3822-020		1	PLATE, HOLDER, FRONT		
5	FB4-3823-020		1	PLATE, HOLDER, REAR		
7	FB4-7839-020		1	PLATE, SHAFT STOP		
13	XA9-0628-000		8	SCREW, RS, M4X8		
14	FB4-1350-020		1	ROLLER, VERTICAL PATH		
15	FS5-0514-000		1	GEAR, 20T		
16	XG9-0249-000		1	BALL BEARING,608ZZ1NR*MC3ED4ML		
17	XG9-0250-000		7	BALL BEARING, 688AZZNR*MC3D4M		
18	FB4-1420-000		1	ROLLER, VERTICAL PATH		
19	FS2-0566-000		2	GEAR, 18T		
22	FC7-1802-000		1	GUIDE, CURL		
23	FF5-8141-020		1	GUIDE, DELIVERY		
24	FB4-3743-000		1	SHEET, GUIDE		
25	FG6-1867-020		1	CABLE, MULTI CURL INLET SENSOR		
26	FG6-2305-000		1	CURL SENSOR UNIT		
29	FK2-0149-000		1	PHOTO-INTERRUPTER, TLP1253(C6)		
30	WT2-0184-000		2	BUSHING		
31	FB2-8003-000		2	GUIDE, SWING		
32	FB6-6578-010		1	GUIDE, VERTICAL PATH, MIDDLE		
34	FF5-8194-000		1	MOUNT, PAPER PATH SENSOR		
35	WE8-5765-000		1	CORE,FERRITE		
37	FG6-2331-020		1	CABLE, PATH SENSOR CONNECTING		
38	FB5-8723-020		1	GUIDE, VERTICAL PASS		
39	FB6-0529-020		1	GUIDE, VERTICAL PATH, 2		
40	FF5-7693-030		1	SIDE PLATE,FRONT,VERTICAL PATH		
41	FF5-7885-030		1	SIDE PLATE,REAR,VERTICAL PATH		
43	FG6-5396-000		2	ROLLER ASSEMBLY		
44	FS5-6582-000		4	COLLAR		
45	FG6-8620-000		1	CABLE, WRITING SENSOR		
46	FH7-7668-000		1	PHOTO-INTERRUPTER		
47	FS6-2825-000		2	SPRING, TENSION		
48	FS6-2828-000		2	SPRING, TENSION		

FIGURE & KEY NO.	PARTS NUMBER	RANK	Q'TY	DESCRIPTION	SERIAL NUMBER/REMARKS	SVC
49	FK2-1005-000		1	CABLE, VIDEO		
50	FK2-1634-000		1	CABLE, CONTROL		
53	FB4-3732-020		2	ARM, PRESSURE		
54	FB4-3740-020		1	SHAFT, FULCRUM		
55	FF5-7667-030		1	ARM, RELEASE, REAR		
56	FF5-8147-030		1	ARM, RELEASE, FRONT		
58	FS6-2888-020		2	SPRING, TENSION		
59	FS6-2889-020		2	SPRING, TENSION		
62	FM2-4384-000		1	CABLE, AC		
63	FM2-5991-000		1	RAIL, RIGHT PAPER STOCK, RIGHT		
64	FM2-5992-000		1	RAIL, RIGHT PAPER STOCK, LEFT		
66	FC6-3778-000		2	PLATE,RAIL MOUNTING,LEFT F.		
67	FM2-5993-000		1	RAIL, LEFT PAPER STOCK, RIGHT		
68	FM2-5994-000		1	RAIL, LEFT PAPER STOCK, LEFT		
71	FC6-5719-000		1	CAP_DRUM DUCT		
74	XA9-0628-000		AR	SCREW,RS,M4X8		
75	FS5-6487-000		3	WASHER		
77	FF6-1516-000		1	MOUNT, VERTICAL PATH		
84	FC6-3776-000		2	PLATE,RAIL MOUNTING,RIGHT F		
85	XA9-1331-000		8	SCREW,MACH.,TRUSS HEAD,M4X4		
501	XD2-1100-642		AR	RING,E		
502	XD3-2200-122		3	PIN, DOWEL		
503	XB1-2300-609		9	SCREW, MACHINE M3X6		
505	XB1-2400-609		AR	SCREW,NACH.,TRUSS HEAD,M4X6		
506	XD1-1106-218		2	WASHER		
507	XD2-1100-502		AR	RETAINING RING (E-TYPE)		
508	XG3-6012-405		4	BALL BEARING, NSK MF126ZZ		
509	XD1-1106-223		2	WASHER,COP		
513	XB3-6400-809		AR	SCREW,RS,M4		
520	XB4-5401-007		8	SCREW, M4X10		
521	XB4-7401-007		7	SCREW,TAPPING,PAN HEAD,M4X10		
522	XB6-7300-607		3	SCREW, CROOSS-RECESS, FCH		

FIGURE & KEY NO.	PARTS NUMBER	R A N K	Q'TY	DESCRIPTION	SERIAL NUMBER/ REMARKS	S V C
523	XB6-7400-809		4	SCREW,TP,M4X8		

# FIGURE 103 INTERNAL COMPONENTS 2





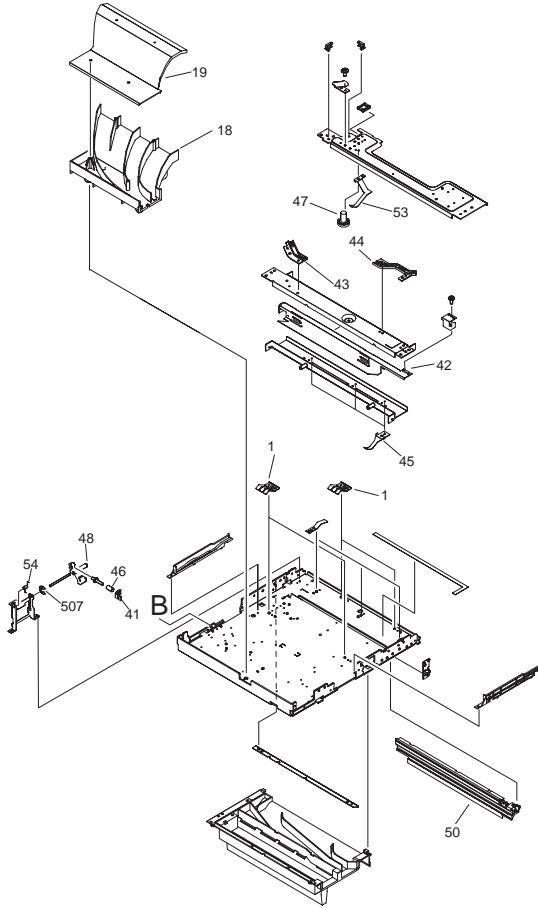


FIGURE & KEY NO.	PARTS NUMBER	RANK	Q'TY	DESCRIPTION	SERIAL NUMBER/REMARKS	SVC
Fig.103	NPN		RF	INTERNAL COMPONENTS 2		
1	FC6-8964-000		4	SPRING, GROUNDING		
2	FC6-8970-000		1	COVER, MULTI CONNECTOR		
3	FS5-9660-020		4	SCREW, RETAINER STEPPED		
4	FB4-2042-000		2	RAIL, SLIDE, DUPLEXING		
5	FS2-9343-010		4	SCREW, STEPPED, M4		
6	FB4-1410-000		1	RAIL, SLIDE, FRONT		

FIGURE & KEY NO.	PARTS NUMBER	R A N K	Q'TY	DESCRIPTION	SERIAL NUMBER/ REMARKS	S V C
7	FB4-1411-000		1	RAIL, SLIDE, REAR		
8	FB4-1418-020		1	RAIL, SLIDE		
10	FB4-3811-020		1	GUIDE, VERTICAL PATH		
11	FG6-1896-020		1	CABLE, PATH SENSOR CONNECTING		
12	VS1-7177-003		1	CONNECTOR, SNAP TIGHT, BK		
13	FF5-8194-000		1	MOUNT, PAPER PATH SENSOR		
16	FK2-0149-000		1	PHOTO-INTERRUPTER, TLP1253(C6)		
17	FB4-1418-020		1	RAIL, SLIDE		
18	FL2-3496-000		1	DUCT, LASER COOLING, LOWER		
19	FL2-3497-000		1	DUCT, LASER COOLING, UPPER		
20	FB2-8041-000		1	BLOCK		
22	FF5-8895-030		2	SPRING, LEAF		
23	FF6-2861-000		1	MOUNT,MAGNET		
24	FM1-0661-000		2	RAIL, SLIDE, FIXING/FEEDER		
25	XA9-0924-000		1	SCREW, W/WASHER, M3X8		
26	XA9-1331-000		3	SCREW,MACH.,TRUSS HEAD,M4X4		
27	FM2-4090-000		1	ROLLER SUPPORT ASSEMBLY		
28	FC7-0087-000		2	RAIL		
29	FM2-4389-000		1	CABLE, MULTI CONNECT		
30	VS1-7177-005		1	CONNECTOR, SNAP TIGHT, BK		
31	VS1-7177-012		1	CONNECTOR, SNAP TIGHT, BK		
32	VS1-7177-014		1	CONNECTOR, SNAP TIGHT, BK		
33	FM2-4091-000		1	ROLLER SUPPORT ASSEMBLY, FRONT		
34	FC6-5582-000		1	PLATE, PRESSURE RELEASE		
35	FC6-5583-000		1	LEVER, DOOR SWITCH		
36	FC6-5584-000		1	BLOCK, DOOR SWITCH LEVER		
37	FC6-7169-000		1	PLATE, REINFORCEMENT		
38	FC7-0084-000		1	HOOK,DOOR		
40	FU6-2273-000		1	SPRING, TENSION		
41	FC6-5570-000		1	STOPPER		
42	FC6-5571-000		1	BAR, SHUTTER		
43	FC6-5703-000		1	GUIDE, CABLE, 1		

FIGURE & KEY NO.	PARTS NUMBER	R A N K	Q'TY	DESCRIPTION	SERIAL NUMBER/ REMARKS	S V C
44	FC6-5704-000		1	GUIDE, CABLE, 2		
45	FC6-5721-000		3	SPRING, GROUNDING PLATE		
46	FU6-2271-000		1	SPRING, COMPRESSION		
47	XA9-0266-000		4	SCREW		
48	FC6-5565-000		1	LEVER, SHUTTER		
49	FC6-5572-000		1	PLATE, RAIL POSITIONING		
50	FL2-3483-000		1	RAIL, RIGHT		
52	XA9-0915-000		1	SCREW, M3X6		
53	FC6-5722-000		1	SPRING, GROUND PLATE		
54	FC6-5566-000		1	SPRING, TORSION		
55	FB4-1421-000		2	MOUNT, LATCH		
501	XB1-2400-409		AR	SCREW,MACH.,TRUSS HEAD,M4X4		
503	XB1-2300-609		5	SCREW, MACHINE M3X6		
504	XB1-2300-607		4	SCREW, BH3X6(S)		
505	XB3-6400-805		AR	SCREW,RS,M4X8		
507	XD2-1100-322		2	RETAINING RING (E-TYPE)		

# FIGURE 104 INTERNAL COMPONENTS 3

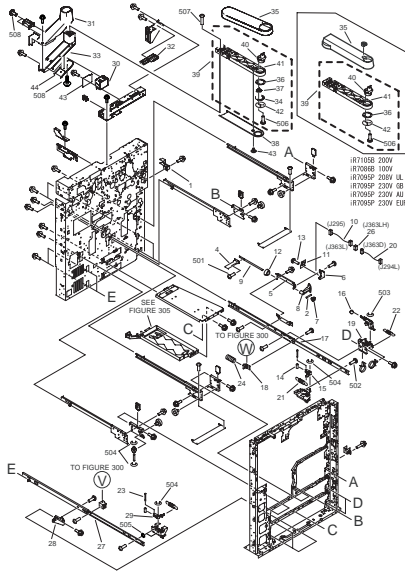


FIGURE & KEY NO.	PARTS NUMBER	RANK	Q'TY	DESCRIPTION	SERIAL NUMBER/REMARKS	SVC
Fig.104	NPN		RF	INTERNAL COMPONENTS 3		
1	FB4-7834-000		1	COVER, CONNECTOR, CURL		
4	FB4-1355-020		1	PLATE, LIFTING		
5	FB4-2019-020		1	PLATE, SUPPORT, GEAR		
6	FB4-2023-000		1	HOLDER, PAPER SENSOR PCB		
7	FB4-2024-000		1	COUPLING		
8	FB5-8735-000		1	GEAR, 16T		
9	FB6-2369-020		1	SHAFT, CASSETTE LIFT		
10	FG6-1906-020		1	CABLE, CASSETTE PAPER SENSOR		
11	FG6-1941-000		1	PAPER SENSOR PCB ASSEMBLY		
12	FS5-1787-000		1	BUSHING		
13	XA9-0596-000		1	SCREW, TP, M3X6		
14	FA9-1969-000		1	ROLLER, TRANSFER		
15	FB3-9356-000		1	LEVER, CASSETTE, RIGHT		
16	FB4-5335-000		1	ROLLER, CAM		
17	FC6-5537-000		1	RAIL, RIGHT		

FIGURE & KEY NO.	PARTS NUMBER	R A N K	Q'TY	DESCRIPTION	SERIAL NUMBER/ REMARKS	S V C
18	FF5-7743-000		1	PLATE, CASSETTE SUPPORT		
19	FF5-9892-030		1	SUPPORT, RAIL, RIGHT FRONT		
20	FG6-2334-000		1	CABLE, CASSETTE PAPER SENSOR		
21	FS6-2667-000		2	SPRING, TENSION		
22	FS6-2847-000		1	SPRING, TENSION		
23	FS6-4243-020		2	SHAFT, ROLLER		
24	FS7-2532-000		1	SPRING, COMPRESSION		
26	VS1-7177-003		1	CONNECTOR, SNAP TIGHT, BK		
27	FC6-5536-000		1	RAIL, LEFT		
28	FB3-9345-020		1	SUPPORT, RAIL, LEFT FRONT		
29	FB4-0650-000		1	LEVER, CASSETTE, LEFT		
30	FC6-5612-000		1	MOUNT, ARM		
31	FC6-5615-000		1	COVER, ARM, 2		
32	FC6-5717-000		1	COVER, BLANKING		
33	FC6-5613-000		1	ARM, CONTROL PANEL ASS'Y		
34	FC7-0223-000		1	SHEET		
35	FC6-5614-000		1	COVER, ARM, 1		
35	FC7-2031-000		1	COVER, ARM, 1	iR7086B,iR7095P	
36	FC6-5731-000		1	WASHER,WAVE		
36	FB6-0449-000		1	WASHER,WAVE	iR7086B,iR7095P	
37	FC7-0222-000		1	SPACER		
38	FC6-5716-000		1	COVER, ARM, 4		
38	FC7-2032-000		1	COVER, ARM, 4	iR7086B,iR7095P	
39	FM2-4101-000		1	ARM ASSEMBLY		
39	FG6-8035-000		1	ARM ASSEMBLY	iR7086B,iR7095P	
40	FB6-0432-000		1	SUPPORT, SHAFT		
41	FB6-0433-000		1	ARM		
42	FB6-0450-000		1	WASHER		
43	FB6-0439-020		1	SCREW,M4		
44	FL2-3525-000		1	COVER, ARM		
501	XB1-2400-609		3	SCREW, NACH., TRUSS HEAD, M4X6		
502	XB1-2400-409		AR	SCREW, MACH., TRUSS HEAD, M4X4		

FIGURE & KEY NO.	PARTS NUMBER	RANK	Q'TY	DESCRIPTION	SERIAL NUMBER/REMARKS	SVC
503	XD2-1100-402		2	RETAINING RING(E-TYPE)		
504	XD2-1100-502		3	RETAINING RING(E-TYPE)		
505	XD1-1106-226		2	SHIM		
506	XB1-2400-805		3	SCREW, MACHINE M4X8 (S)		
507	XB1-2401-609		5	SCREW, MACHINE M4X16		
508	XB3-6401-005		2	SCREW, RS, M4X10		

# FIGURE 105 INTERNAL COMPONENTS 3

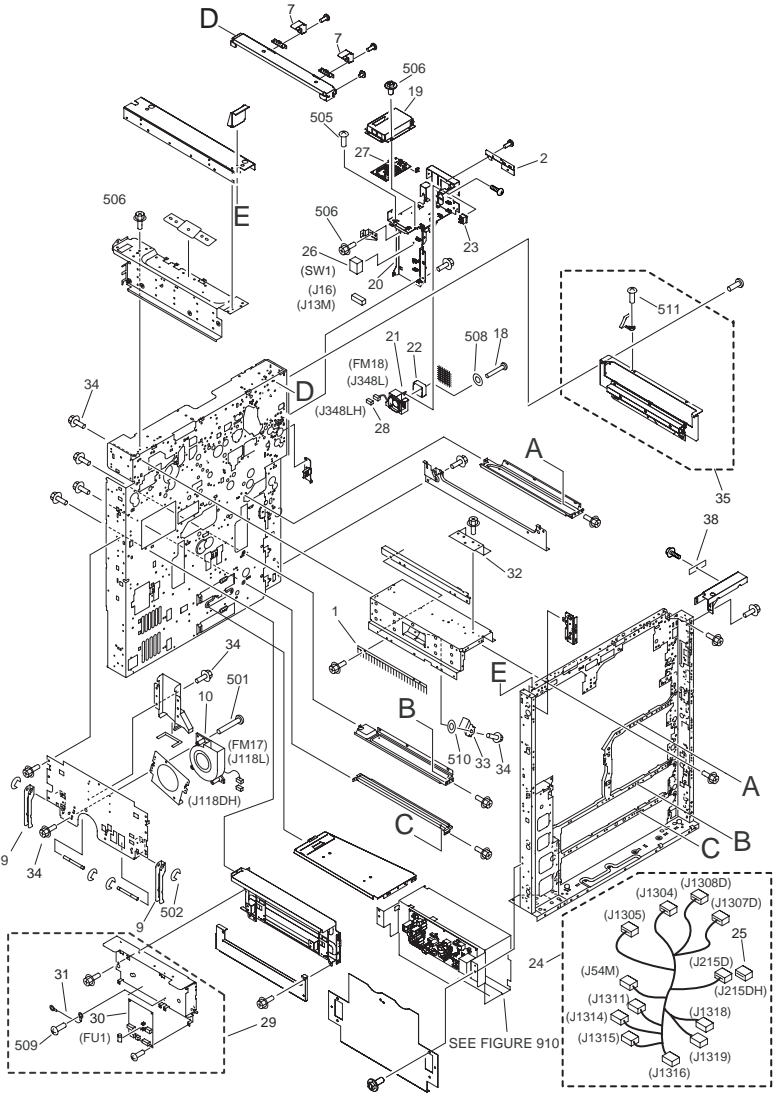


FIGURE & KEY NO.	PARTS NUMBER	RANK	Q'TY	DESCRIPTION	SERIAL NUMBER/REMARKS	SVC
Fig.105 1	NPN FB2-8248-020		RF 1	INTERNAL COMPONENTS 3 ELIMINATOR, STATIC CHARGE		

FIGURE & KEY NO.	PARTS NUMBER	R A N K	Q'TY	DESCRIPTION	SERIAL NUMBER/ REMARKS	S V C
2	FC6-5593-000		1	SUPPORT, COVER		
7	FC6-5666-000		2	SPRING, FIXING		
9	FB2-8094-020		2	KNOB, 1		
10	FH6-1877-040		1	FAN		
18	FA9-3622-020		2	SCREW, TAPPING, PIN HEAD, M4X3		
19	FC6-5492-000		1	COVER, SHIELD		
20	FC6-5694-000		1	MOUNT, MAIN SWITCH		
21	FC6-5695-000		1	DUCT, EXHAUST FAN		
22	FH6-1740-020		1	FAN		
23	FH7-6327-020		1	SWITCH, POWER SUPPLY		
24	FM2-4371-000		1	CABLE, LASER DRIVER, 1		
25	VS1-7173-008		1	CONNECTOR, SNAP TIGHT, 8P, W		
26	FM2-4383-000		1	CABLE, MAIN SWITCH		
27	FM2-4394-000		1	LASER DRIVER PCB ASSEMBLY		
28	VS1-7177-004		1	CONNECTOR, SNAP TIGHT, BK		
29	FM2-4397-000		1	AC POWER SUPPLY ASSEMBLY	iR7086N,iR7086B	
29	FM2-4396-000		1	AC POWER SUPPLY ASSEMBLY	EXCEPT iR7086B/N	
30	FK2-0968-000		1	ALL DAY POWER PCB ASSEMBLY	iR7086N,iR7086B	
30	FM2-4366-000		1	ALL DAY POWER PCB ASSEMBLY	EXCEPT iR7086B/N	
31	FM2-5089-000		1	CABLE, GROUNDING		
32	FB4-1513-030		1	COVER, LEVER		
33	FF5-7726-000		1	SPRING, LEAF		
34	XA9-0628-000		AR	SCREW, RS, M4X8		
35	FM2-6129-000		1	DEVELOPING PRESS ASSEMBLY		
37	FS5-8623		1	LABEL, WARNING LESER		
38	FC7-0196-000		1	COVER, SUB, RIGHT FRONT		
501	XB1-2403-509		2	SCREW, M4X35		
502	XD2-1100-642		4	RING,E		
505	XB1-2300-605		4	SCREW, RS, M4X10		
506	XB3-6400-805		AR	SCREW,RS,M4X8		
508	XD1-1105-235		2	WASHER,COP		
509	XB2-8401-007		5	SCREW,W/WASHER,M4X10		



FIGURE & KEY NO.	PARTS NUMBER	R A N K	Q'TY	DESCRIPTION	SERIAL NUMBER/ REMARKS	S V C
510	XD1-1105-239		1	WASHER,COP		
511	XB1-2300-607		1	SCREW, BH3X6(S)		

# FIGURE 106 MACHINE REAR PLATE 1

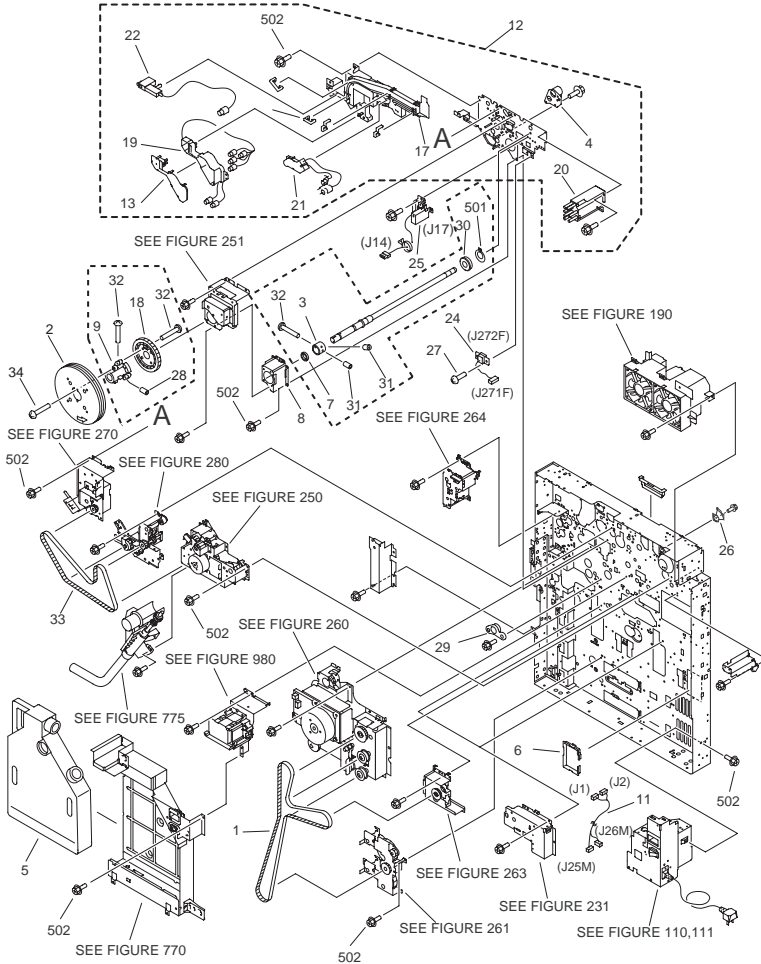


FIGURE & KEY NO.	PARTS NUMBER	RANK	QTY	DESCRIPTION	SERIAL NUMBER/REMARKS	SVC
Fig.106	NPN		RF	MACHINE REAR PLATE 1		
1	FB4-1354-000		1	BELT, DRIVE, PAPER PICK-UP		
2	FB4-1750-030		1	FLYWHEEL		
3	FB4-1753-000		1	COLLAR, THRUST STOP		
4	FB4-1781-000		1	HOLDER, POSITIONING, REAR		
5	FB4-1953-000		1	BOTTLE, WASTE TONER		

FIGURE & KEY NO.	PARTS NUMBER	R A N K	Q'TY	DESCRIPTION	SERIAL NUMBER/ REMARKS	S V C
6	FB4-9032-000		1	COVER, EDGE		
7	FB5-2596-000		1	SPACER, DRUM SHAFT		
8	FB5-6882-030		1	SUPPORT, BEARING, REAR		
9	FB5-6884-000		1	SUPPORT, FLYWHEEL		
11	FG6-7211-000		1	CABLE, AC INPUT		
12	FM2-4103-000		1	DRUM DUCT H.V. CONNECTOR ASSY		
13	FB4-1465-000		1	HOLDER, CONNECTOR		
17	FC6-5718-000		1	DUCT, DRUM, 1		
18	FS7-0011-000		1	GEAR, 90T		
19	FH2-6807-030		1	HOLDER, CONNECTOR		
20	FH2-9232-000		1	CONNECTOR, JOINT,1		
21	FH2-9233-020		1	JOINT CONNECTOR UNIT, 2		
22	FK2-0978-000		1	CONNECTOR		
24	FG6-3569-030		1	CABLE, BIAS SEPARATION CLAW		
25	FM2-6959-000		1	HARNESS DRUM HEATER UNIT		
26	FB5-5635-000		1	COVER,PROTECT		
27	XA9-0384-000		2	SCREW, M3		
28	XA9-1278-000		2	SETSCREW,M6X10		
29	XA9-0628-000		5	SCREW,RS,M4X8		
30	XG9-0248-000		1	BEARING, BALL, 6004ZZNR*C3		
31	XA9-1091-000		2	SETSCREW,M4X8		
32	XA9-0207-000		3	SCREW		
33	XF9-0533-000		1	BELT, TIMING		
34	XA9-1090-000		3	SCREW,W/WASHER,M5X25		
501	XD2-3100-202		2	C RING		
502	XB3-6400-805		7	SCREW,RS,M4X8		

# FIGURE 107 MACHINE REAR PLATE 2

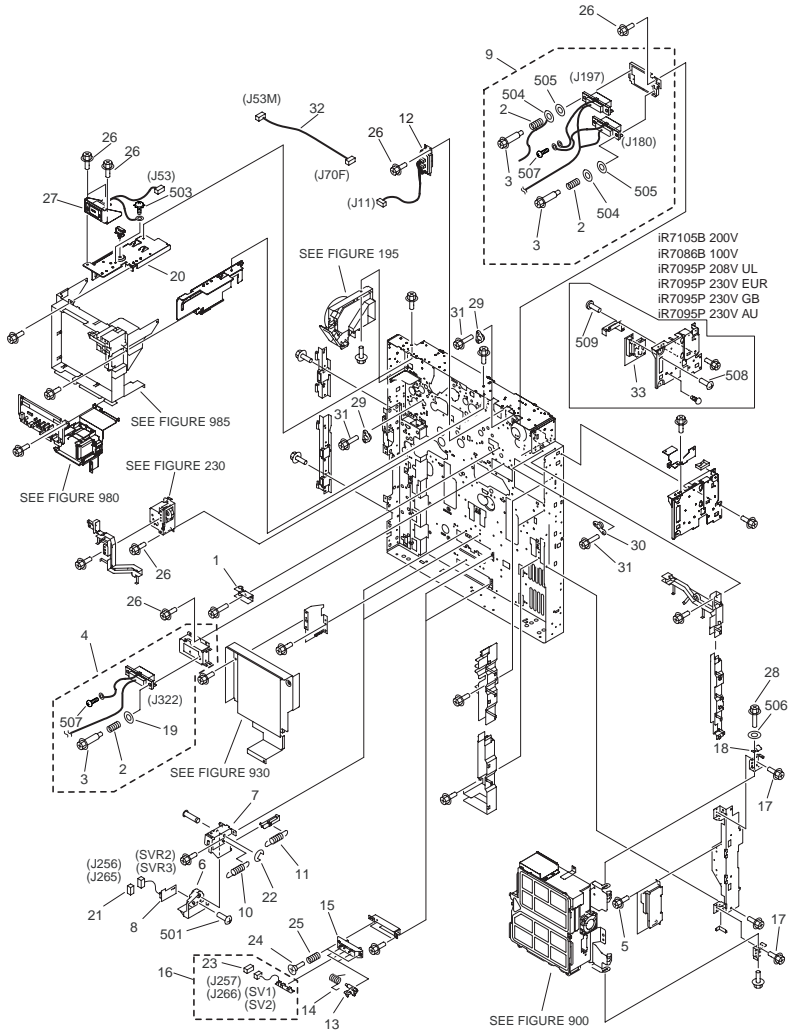


FIGURE & KEY NO.	PARTS NUMBER	RANK	QTY	DESCRIPTION	SERIAL NUMBER/REMARKS	SVC
Fig.107	NPN		RF	MACHINE REAR PLATE 2		
1	FF5-7665-000		1	HOLDER, STOP		
2	FS5-2965-000		6	SPRING, COMPRESSION		
3	FS5-9282-020		6	SCREW, STEPPED		

FIGURE & KEY NO.	PARTS NUMBER	RANK	Q'TY	DESCRIPTION	SERIAL NUMBER/REMARKS	SVC
4	FM2-5092-000		1	CABLE, REAR LEFT		
5	XA9-0628-000		2	SCREW,RS,M4X8		
6	FB3-9361-000		2	HOLDER, CASSETTE VR PCB		
7	FB3-9362-020		2	MOUNT, VR HOLDER		
8	FG5-1957-000		2	CASSETTE VR PCB ASSEMBLY		
9	FM2-5091-000		1	CABLE, REAR RIGHT		
10	FS5-2322-000		2	SPRING, TENSION		
11	FS5-2323-020		2	SPRING, TENSION		
12	FG6-1904-030		1	CABLE, FIXING DRAWER CONNECT		
13	FB1-8735-000		4	ARM, SENSOR		
14	FB1-8737-000		4	SPRING, TORSION		
15	FB3-9364-000		2	HOLDER, SWITCH		
16	FM2-3786-020		2	CASSETTE PAPER SENSOR ASSEMBLY		
17	XA9-0629-000		3	SCREW, RS, M4X8		
18	FB6-0784-000		1	SPRING, LEAF, GROUNDING		
19	XD9-0215-000		2	WASHER		
20	FL2-3535-000		1	GUIDE, HIGH VOLTAGE DC		
21	VS1-7177-003		2	CONNECTOR, SNAP TIGHT, BK		
22	XD9-0136-000		2	RING, E		
23	VS1-7177-004		2	CONNECTOR, SNAP TIGHT, BK		
24	FS2-9327-030		4	SCREW, STEPPED, M4		
25	FS3-2044-000		4	SPRING, COMPRESSION (SUS)		
26	XA9-0643-000		AR	SCREW, RS, M4X10		
27	FM2-4105-000		1	LATTICE CONNECTOR MOUNT ASSY		
27	FM2-8474-000		1	LATTICE CONNECTOR MOUNT ASSY	iR7086B,iR7095P	
28	XA9-0774-000		1	SCREW, RS, M4X16		
29	FS5-1468-020		2	BUSHING		
30	FS5-1804-000		1	BUSHING		
31	XA9-0630-000		10	SCREW, M4X10		

FIGURE & KEY NO.	PARTS NUMBER	RANK	Q'TY	DESCRIPTION	SERIAL NUMBER/REMARKS	SVC
32	FM2-5072-000		1	CABLE, READER HEATER	iR7086N 100V iR7105 208V UL iR7095 208V UL iR7086 208V UL iR7105 230V A/B iR7095 230V A/B iR7095 220V CN iR7105 230V GB iR7095 230V GB iR7086 230V GB iR7105 220V CN iR7105 230V AU iR7095 230V AU iR7086 230V AU iR7105 230V EUR iR7095 230V EUR iR7086 230V EUR	
33	FG3-3804-000		1	BICENTRO/DISPLAY PCB ASSEMBLY	iR7086B,iR7095P	
501	XB4-7400-809		2	SCREW,TAPPING,TRUISS HEAD,M4X8		
502	XB1-2300-609		2	SCREW, MACHINE M3X6		
503	XB2-7400-607		1	SCREW, TOOTHED WASHER, M4X6		
504	XD1-1103-633		4	SHIM WASHERS, COP		
505	XD1-1104-133		4	WASHER,COP		
506	XD1-1106-235		1	WASHER,COP		
507	XB2-7400-806		2	SCREW,W/WASHER,M4X8		
508	XB1-2300-506		1	SCREW,MACH , TRUSS HEAD,M3X5		
509	XB1-2400-606		1	SCREW,MACH , TRUSS HEAD,M4X6		

# FIGURE 108 MACHINE BOTTOM PLATE

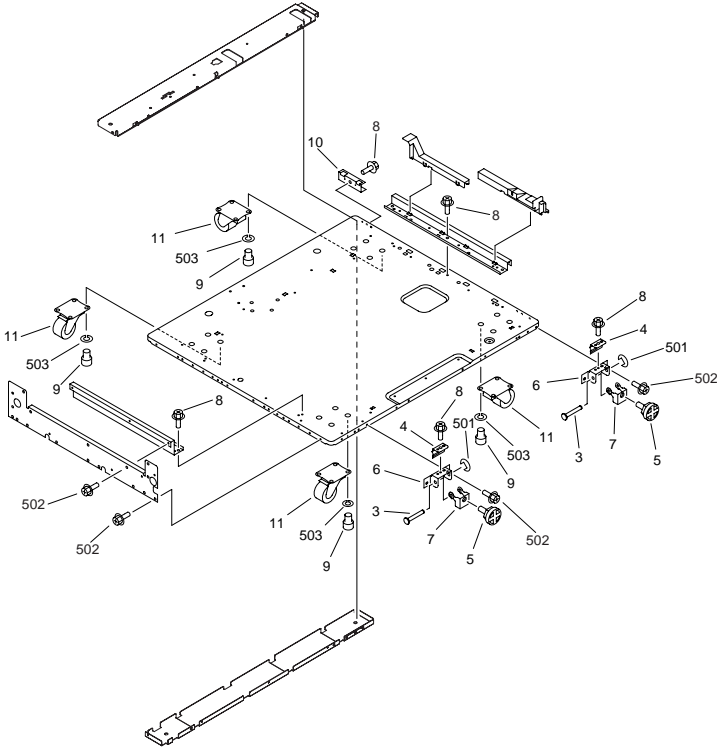


FIGURE & KEY NO.	PARTS NUMBER	RANK	Q'TY	DESCRIPTION	SERIAL NUMBER/REMARKS	SVC
Fig.108	NPN		RF	MACHINE BOTTOM PLATE		
3	FB2-7899-020		2	SHAFT, PIVOT, FRONT		
4	FB2-7900-000		2	SPRING, LEAF		
5	FB2-8506-020		2	ADJUSTER		
6	FB4-1334-020		2	PLATE, ADJUSTING, FRONT		
7	FB4-1339-020		2	PLATE, PIVOT		
8	XA9-0628-000		AR	SCREW, RS, M4X8		
9	FB4-1340-000		16	SCREW, ALLEN HEAD, M8X10		
10	FB4-7846-020		1	PLATE, WASTE TONER HOLD		
11	XZ9-0367-000		4	CASTER		
501	XD2-1100-502		2	RETAINING RING (E-TYPE)		
502	XB3-6400-805		AR	SCREW, RS, M4X8		

FIGURE & KEY NO.	PARTS NUMBER	R A N K	Q'TY	DESCRIPTION	SERIAL NUMBER/ REMARKS	S V C
503	XD1-3100-805		AR	WASHER, SPRING		



# FIGURE 110 POWER CORD TERMINAL ASSEMBLY

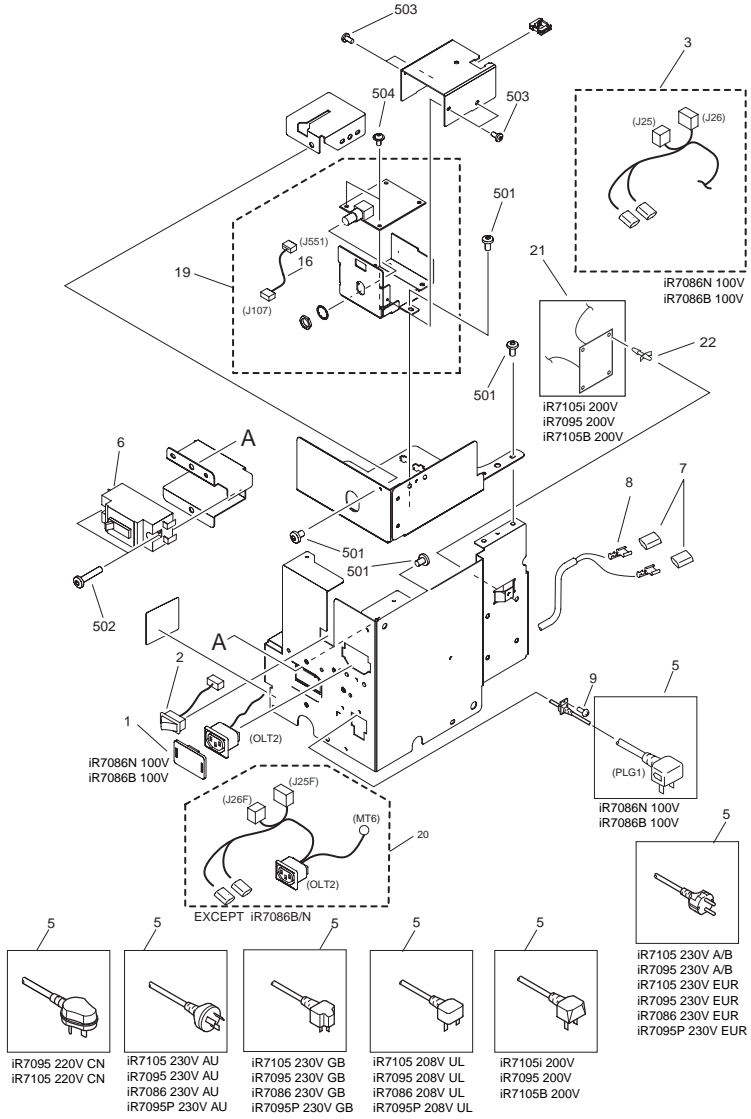


FIGURE & KEY NO.	PARTS NUMBER	RANK	QTY	DESCRIPTION	SERIAL NUMBER/REMARKS	SVC
Fig.110	FM2-5081-000		1	POWER CORD TERMINAL ASSEMBLY	iR7086N,iR7086B	

FIGURE & KEY NO.	PARTS NUMBER	R A N K	Q'TY	DESCRIPTION	SERIAL NUMBER/ REMARKS	S V C
Fig.110	FM2-4093-000		1	POWER CORD TERMINAL ASSEMBLY	iR7105i 200V iR7095i 200V,iR7105B 200V	
Fig.110	FM2-4098-000		1	POWER CORD TERMINAL ASSEMBLY	208V UL	
Fig.110	FM2-5077-000		1	POWER CORD TERMINAL ASSEMBLY	iR7105 230V A/B iR7095 230V A/B iR7105 230V EUR iR7095 230V EUR iR7086 230V EUR iR7095P 230V EUR	
Fig.110	FM2-5078-000		1	POWER CORD TERMINAL ASSEMBLY	GB	
Fig.110	FM2-5079-000		1	POWER CORD TERMINAL ASSEMBLY	iR7105 230V AU iR7095 230V AU iR7086 230V AU iR7095P 230V AU	
Fig.110	FM2-6981-000		1	POWER CORD TERMINAL ASSEMBLY	CN	
1	FC7-2687-000		1	COVER, OUTLET	iR7086N,iR7086B	
2	FG6-7207-000		1	CABLE, ENVIRONMENT SWITCH		
3	FG6-7285-000		1	CABLE, OUTLET	iR7086N,iR7086B	
5	FH2-6570-020		1	CORD, POWER, 125V 20A	iR7086N,iR7086B	
5	FH2-6877-020		1	CORD, POWER, 250V 15A	iR7105i 200V iR7095i 200V,iR7105B 200V	
5	FH2-6901-020		1	CORD, POWER, 250V 15A	208V UL	
5	FH2-6919-000		1	CORD, POWER, 250V 16A	iR7105 230V A/B iR7095 230V A/B iR7105 230V EUR iR7095 230V EUR iR7086 230V EUR iR7095P 230V EUR	
5	FH2-6920-000		1	CORD, POWER, 250V 13A	GB	
5	FH2-6921-020		1	CORD, POWER, 250V 15A	iR7105 230V AU iR7095 230V AU iR7086 230V AU iR7095P 230V AU	
5	FH2-7053-000		1	CORD, POWER, 250V 16A	CN	
6	FK2-0014-000		1	BRAKER, ELECTRIC LEAKAGE	iR7086N,iR7086B	
6	FH7-7626-000		1	BRAKER, ELECTRIC LEAKAGE	EXCEPT iR7086B/N	
7	WS3-5610-000		2	CONNECTOR, 1P, FEMALE		
8	WS3-5613-000		2	CONNECTOR, 1P, FEMALE		
9	XA9-0739-000		1	SCREW, TP, M4X8		
16	FM2-4369-000		1	CABLE, INTERFACE		
19	FM2-4854-000		1	TRANSCEIVER PCB ASSEMBLY		
20	FM2-5070-000		1	CABLE, AC UNIT	EXCEPT iR7086B/N	

FIGURE & KEY NO.	PARTS NUMBER	R A N K	Q'TY	DESCRIPTION	SERIAL NUMBER/ REMARKS	S V C
21	FG6-6512-000		1	CAPACITOR PCB ASSEMBLY	iR7105i 200V iR7095i 200V,iR7105B 200V	
22	VT2-0001-004		1	SUPPORT, PCB		
501	XB1-2400-606		5	SCREW, MACHINE M4X6		
502	XB1-2402-009		2	SCREW, MACHINE M4X20 (S)		
503	XB1-2300-607		4	SCREW, BH3X6(S)		
504	XB6-7300-607		2	SCREW, CROSS-RECESS, FCH		

# FIGURE 120 DOOR SWITCH MOUNT ASSEMBLY

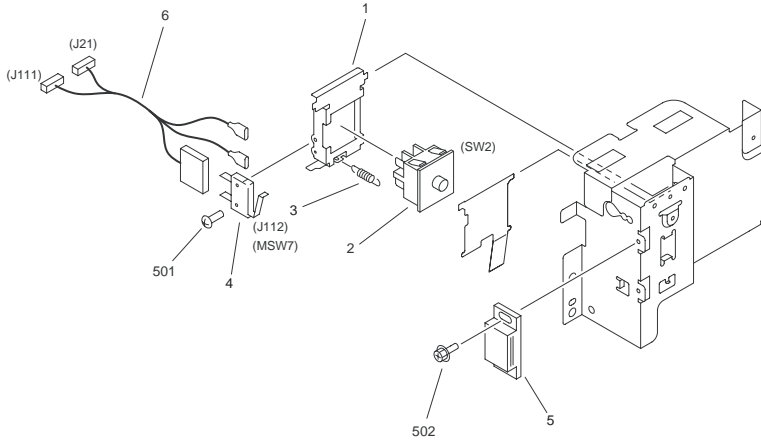


FIGURE & KEY NO.	PARTS NUMBER	RANK	Q'TY	DESCRIPTION	SERIAL NUMBER/REMARKS	SVC
Fig.120	NPN		RF	DOOR SWITCH MOUNT ASSEMBLY		
1	FB4-1432-020		1	HOLDER, DOOR SWITCH		
2	FH7-6253-020		1	SWITCH DOOR		
3	FS5-2928-000		1	SPRING, TENSION		
4	WC4-0153-000		1	MICROSWITCH		
5	XZ9-0251-000		1	CATCH, MAGNET-ACTION (CATCH)		
6	FG6-1817-020		1	CABLE, FRONT DOOR SWITCH, DC		
501	XB1-2230-809		1	SCREW,MACH.TRUSS HEAD,M2.3X8		
502	XB3-6300-805		2	SCREW,RS,M3X8		

# FIGURE 130A CONTROL PANEL ASSEMBLY(iR7086/7095/7105)

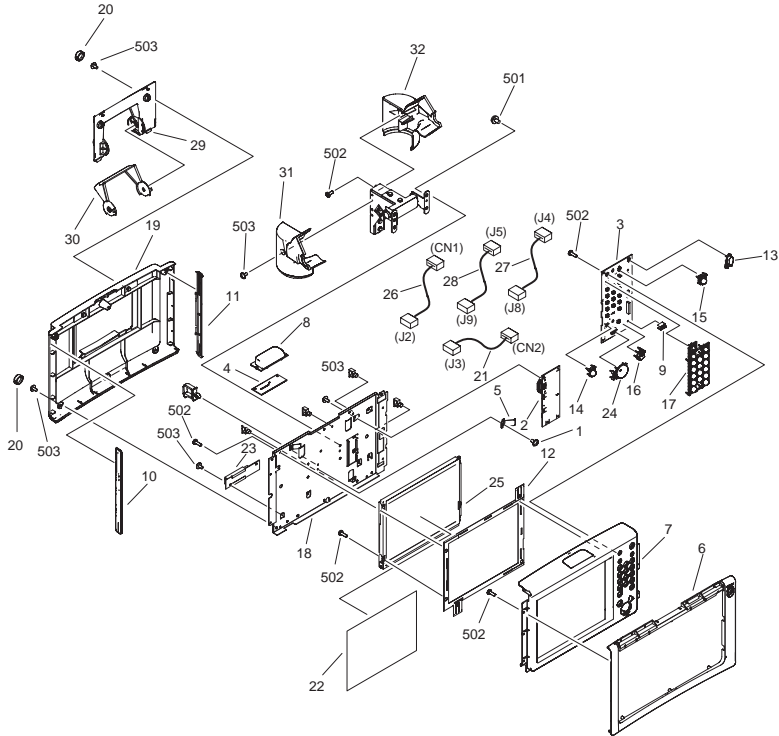


FIGURE & KEY NO.	PARTS NUMBER	R A N K	Q'TY	DESCRIPTION	SERIAL NUMBER/REMARKS	S V C
Fig. 130A	FM2-2574-000		1	CONTROL PANEL ASSEMBLY	iR7086N 100V iR7105i 200V iR7095i 200V	
Fig. 130A	FM2-2575-000		1	CONTROL PANEL ASSEMBLY	iR7105 208V UL iR7095 208V UL iR7086 208V UL iR7105 230V A/B iR7095 230V A/B iR7105 230V AU iR7095 230V AU iR7086 230V AU	
Fig. 130A	FM2-2576-000		1	CONTROL PANEL ASSEMBLY	iR7095 220V CN iR7105 230V GB iR7095 230V GB iR7086 230V GB iR7105 220V CN iR7105 230V EUR iR7095 230V EUR iR7086 230V EUR	
1	FB6-0439-020		1	SCREW,M4		
2	FM2-5461-000		1	CPU PCB ASSEMBLY		
3	FM2-5462-000		1	KEY PCB ASSEMBLY		

FIGURE & KEY NO.	PARTS NUMBER	R A N K	Q'TY	DESCRIPTION	SERIAL NUMBER/ REMARKS	S V C
4	FM2-5463-000		1	TALLY PCB ASSEMBLY		
5	FB6-3953-000		1	PLATE, GROUNDING		
6	FC6-4941-000		1	COVER, FRONT		
7	FC6-4942-000		1	PANEL, CONTROL	iR7086N 100V iR7105i 200V iR7095i 200V	
7	FC6-4964-000		1	PANEL, CONTROL	iR7105 208V UL iR7095 208V UL iR7086 208V UL iR7105 230V A/B iR7095 230V A/B iR7105 230V AU iR7095 230V AU iR7086 230V AU	
7	FC6-4965-000		1	PANEL, CONTROL	iR7095 220V CN iR7105 230V GB iR7095 230V GB iR7086 230V GB iR7105 220V CN iR7105 230V EUR iR7095 230V EUR iR7086 230V EUR	
8	FC6-4943-000		1	COVER, INDICATOR LAMP		
9	FC6-4945-000		1	COVER, POWER LAMP		
10	FC6-4946-000		1	COVER, SIDE, LEFT		
11	FC6-4947-000		1	COVER, SIDE, RIGHT		
12	FC6-4949-000		1	SHEET, ELECTROSTATIC		
13	FC6-4950-000		1	KEY TOP, POWER		
14	FC6-4951-000		1	KEY TOP, RESET		
15	FC6-4952-000		1	KEY TOP, ENERGY SAVING		
16	FC6-4954-000		1	KEY TOP, STOP		
17	FC6-4955-000		1	KEY TOP, NUMBERS		
18	FC6-4956-000		1	STAY, CONTROL PANEL ASSEMBLY		
19	FC6-4957-000		1	COVER, REAR		
20	FC6-6824-000		7	COVER, RUBBER		
21	FK2-1636-000		1	CABLE, LCD		
22	FK2-1645-000		1	PANEL, TOUCH		
23	FK2-1646-000		1	INVERTER PCB ASSEMBLY		
24	FL2-2615-000		1	START KEY ASSEMBLY		
25	FL2-2616-000		1	LCD CONTROL PANEL UNIT		
26	FM2-5439-000		1	CABLE, INVERTER		
27	FM2-5440-000		1	CABLE, KEY		

FIGURE & KEY NO.	PARTS NUMBER	R A N K	Q'TY	DESCRIPTION	SERIAL NUMBER/ REMARKS	S V C
28	FM2-5441-000		1	CABLE, TALLY		
29	FC6-4958-000		1	COVER, HINGE		
30	FC6-4959-000		1	COVER, SLIDE		
31	FC6-4960-000		1	COVER, HINGE, LEFT		
32	FC6-4961-000		1	COVER, HINGE, RIGHT		
34	XA9-0940-000		8	SCREW, W/WASHER, M4X12		
501	XB2-8400-807		4	SCREW,W/WASHER,M4X8		
502	XB4-5301-007		17	SCREW, P, M3X10		
503	XB6-7300-607		17	SCREW, CROOSS-RECESS, FCH		
504	XB2-8402-007		1	SCREW,W/WASHER,M4X20		

# FIGURE 130B CONTROL PANEL ASSEMBLY (iR7086B/7095P/7105B)

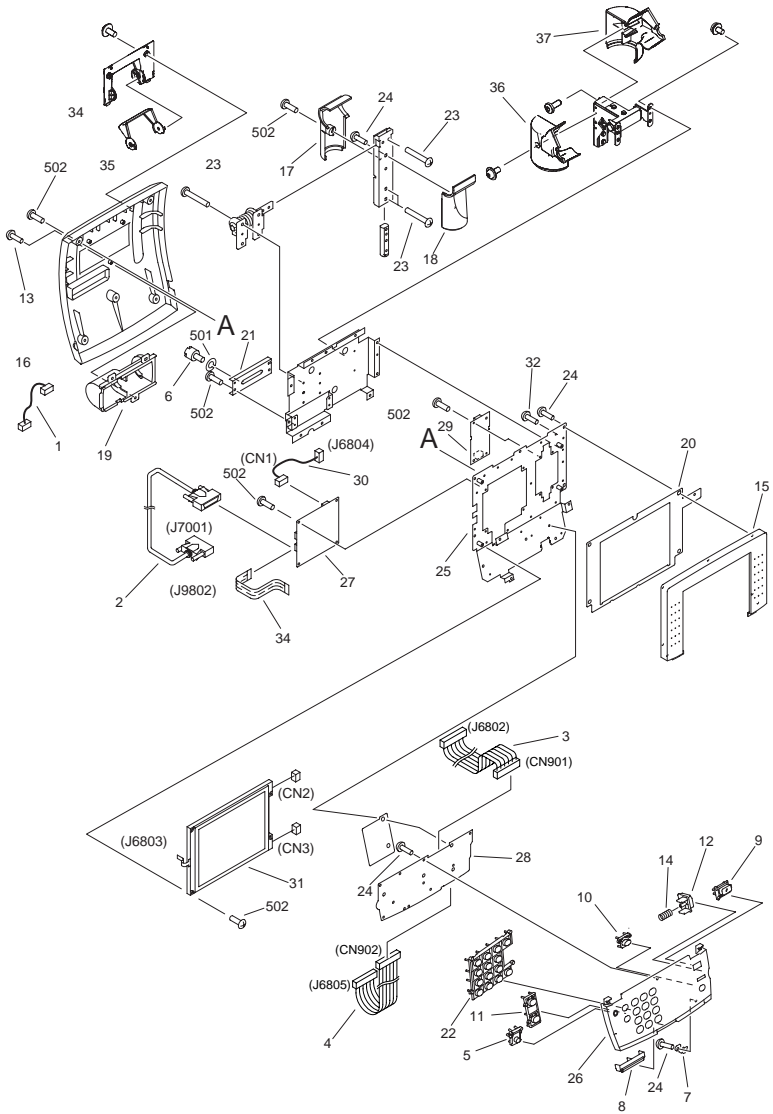


FIGURE & KEY NO.	PARTS NUMBER	RANK	Q'TY	DESCRIPTION	SERIAL NUMBER/REMARKS	SVC
Fig.130B	FM2-6978-000		1	CONTROL PANEL ASSEMBLY	iR7105B 200V iR7086B 100V	



FIGURE & KEY NO.	PARTS NUMBER	R A N K	Q'TY	DESCRIPTION	SERIAL NUMBER/ REMARKS	S V C
Fig.130B	FM2-6979-000		1	CONTROL PANEL ASSEMBLY	iR7095P 208V UL iR7095P 230V AU	
Fig.130B	FM2-6980-000		1	CONTROL PANEL ASSEMBLY	iR7095P 230V GB iR7095P 230V EUR	
1	FG3-3880-000		1	CABLE,CONTROL PANEL CONNECT		
2	FK2-0975-000		1	CABLE, UI		
3	FG3-2144-000		1	CABLE, KEY		
4	FG3-2145-000		1	CABLE, LED		
5	FB4-5005-000		1	KEY TOP, COUNTER		
6	FB5-2131-000		2	SCREW,M2.6X4.2		
7	FB5-2164-000		1	COVER, POWER LAMP		
8	FB5-2165-000		1	COVER, INDICATOR LAMP		
9	FB5-2168-000		1	KEY TOP, RESET		
10	FB5-2169-000		1	KEY TOP, ENERGY SAVING		
11	FB5-2170-000		1	KEY TOP, MODE		
12	FB5-2171-000		1	KEY TOP, POWER		
13	XA9-0596-000		3	SCREW,P,M3X6		
14	FS6-2098-000		1	SPRING, COMPRESSION		
15	FC7-2036-000		1	PANEL, FRONT		
16	FB5-2177-000		1	PANEL, REAR		
17	FC7-2037-000		1	PANEL, ARM, REAR		
18	FC7-2038-000		1	PANEL, ARM, FRONT		
19	FC7-2039-000		1	COVER, LOCK HINGE		
20	FB6-0454-000		1	SHEET, LCD ELECTROSTATIC		
21	FB5-2184-000		1	COVER, CONNECTOR		
22	FC7-2040-000		1	KEY TOP, NUMBERS		
23	XA9-0940-000		8	SCREW,W/WASHER,M4X12		
24	XA9-0591-000		AR	SCREW,M3X8		
25	FB6-0453-000		1	STAY, CONTROL PANEL		
26	FC7-2041-000		1	PANEL, COVER		
27	FG3-2142-000		1	CONTOROL PANEL CPU PCB ASS'Y		
28	FG3-2143-000		1	CONTOROL PANEL CPU PCB ASS'Y		
29	FM2-1251-000		1	C.PANEL INVERTER PCB ASSEMBLY		

FIGURE & KEY NO.	PARTS NUMBER	R A N K	Q'TY	DESCRIPTION	SERIAL NUMBER/ REMARKS	S V C
30	FG3-2146-000		1	CABLE, INVERTER		
31	FM1-0631-000		1	LCD CONTROL UNIT		
32	XA9-0670-000		1	SCREW,MACH.,FLAT HEAD,M3X8		
33	FH2-6842-000		1	CABLE, FCC		
34	FC6-4958-000		1	COVER, HINGE		
35	FC6-4959-000		1	COVER, SLIDE		
36	FC6-4960-000		1	COVER, HINGE, LEFT		
37	FC6-4961-000		1	COVER, HINGE, RIGHT		
501	XD1-3100-307		AR	WASHER,SPRING		
502	XB1-2300-607		AR	SCREW,MACH.,TRUSS HEAD,M3X6		

# FIGURE 160 EXTERNAL COVERS, PANELS, ETC.

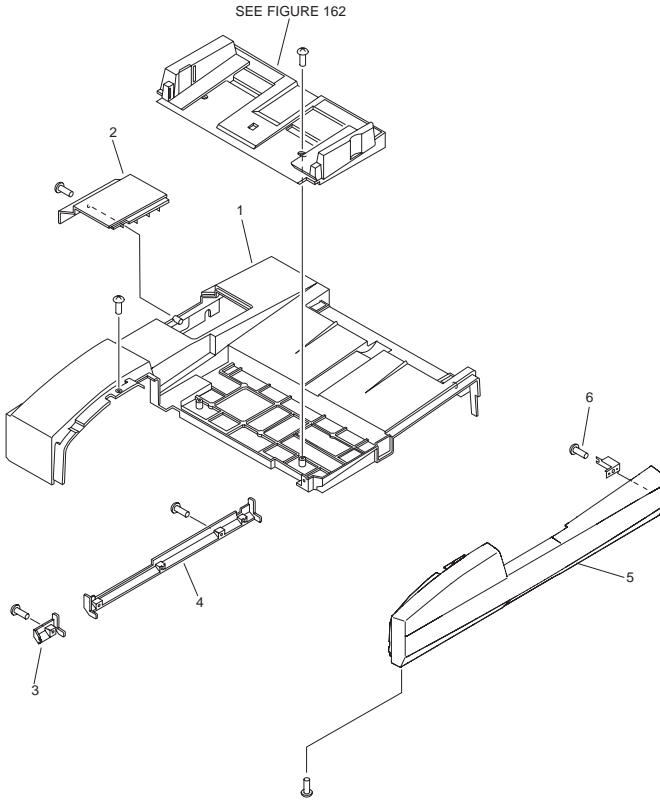
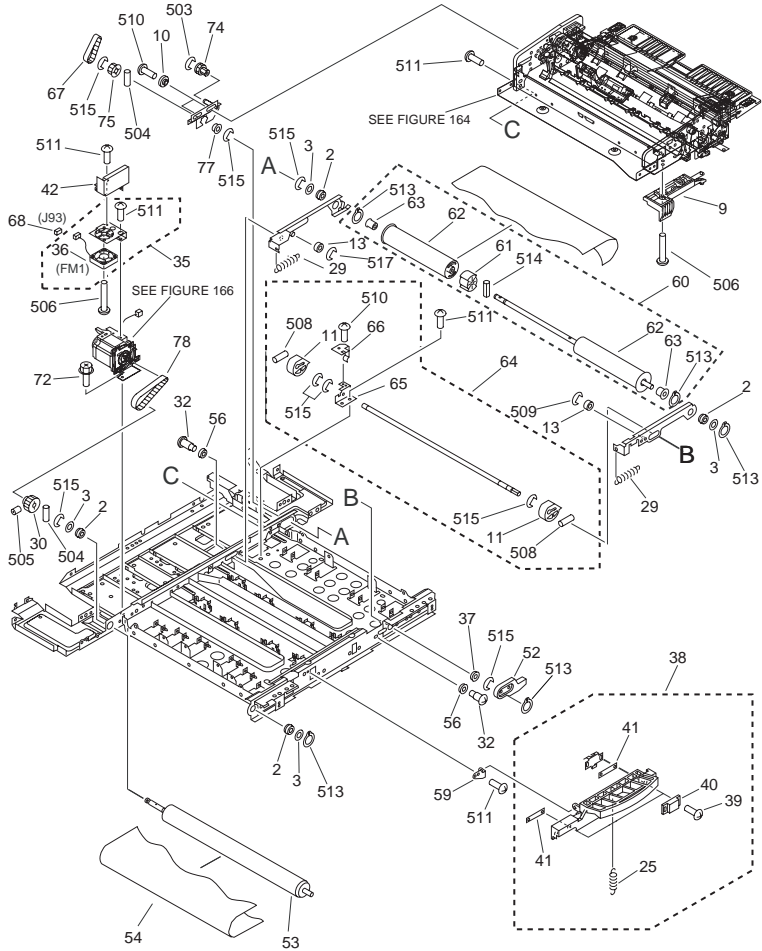


FIGURE & KEY NO.	PARTS NUMBER	R A N K	Q'TY	DESCRIPTION	SERIAL NUMBER/ REMARKS	S V C
Fig.160	NPN		RF	EXTERNAL COVERS, PANELS, ETC.		
1	FC6-0972-000		1	COVER, TOP		
2	FC6-0973-000		1	COVER, POCKAT		
3	FC6-0974-000		1	COVER, REAR, LEFT		
4	FC6-0975-000		1	COVER, REAR, RIGHT		
5	FL2-2547-000		1	COVER, FRONT	iR7086N 100V iR7105i 200V iR7095i 200V iR7105 208V UL iR7095 208V UL iR7105 230V A/B iR7095 230V A/B iR7095 220V CN iR7105 230V GB iR7095 230V GB iR7105 220V CN iR7105 230V AU iR7095 230V AU iR7105 230V EUR iR7095 230V EUR	
5	FC5-3202-000		1	PANEL, FRONT	iR7086	
6	XA9-0605-000		1	SCREW, M4X8		

# FIGURE 161A FRAME ASSEMBLY(iR7095/7105)



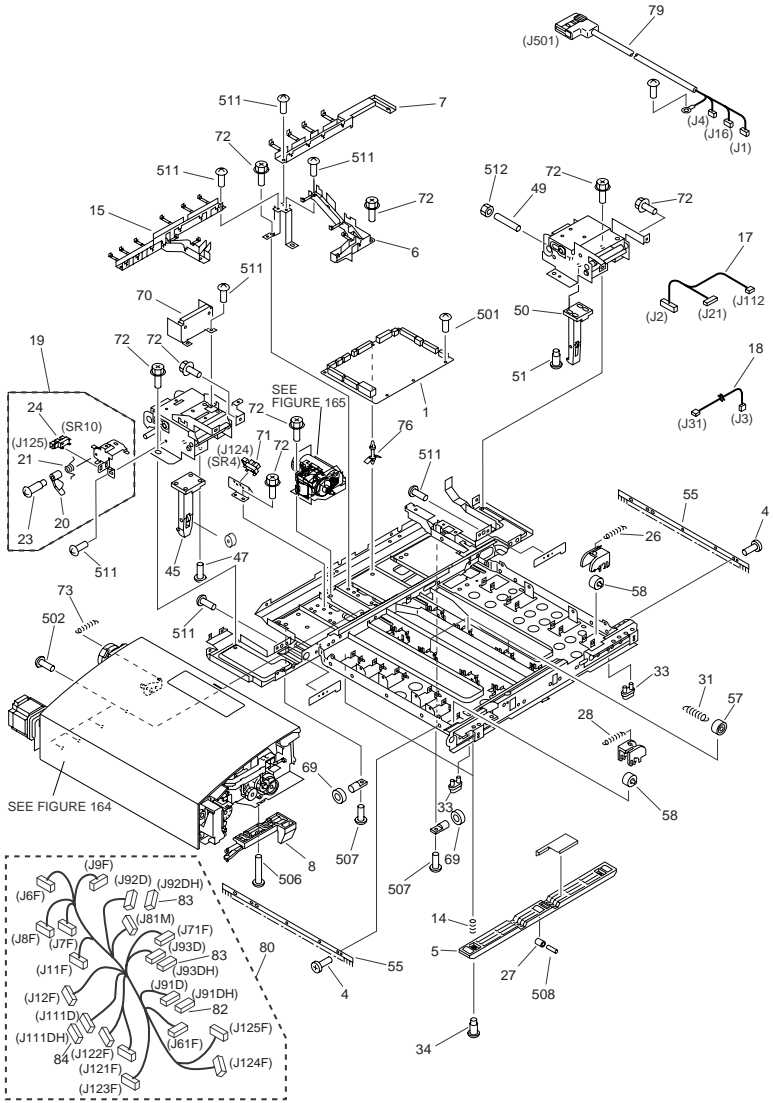


FIGURE & KEY NO.	PARTS NUMBER	RANK	Q'TY	DESCRIPTION	SERIAL NUMBER/REMARKS	SVC
Fig.161A	NPN		RF	FRAME ASSEMBLY		

FIGURE & KEY NO.	PARTS NUMBER	R A N K	Q'TY	DESCRIPTION	SERIAL NUMBER/ REMARKS	S V C
1	FM2-5446-000		1	ADF CONTROLLER PCB ASSEMBLY	iR7086N 100V iR7105i 200V iR7095i 200V iR7105 208V UL iR7095 208V UL iR7105 230V A/B iR7095 230V A/B iR7095 220V CN iR7105 230V GB iR7095 230V GB iR7105 220V CN iR7105 230V AU iR7095 230V AU iR7105 230V EUR iR7095 230V EUR	
1	FM2-1021-000		1	ADF CONTROLLER PCB ASSEMBLY	iR7086	
2	XG9-0237-000		4	BALL BEARING, LNR-1680HHR		
3	XD9-0151-000		4	WASHER		
4	XA9-0679-000		4	SCREW, MACH., FLAT HEAD, M3X4		
5	FB4-7788-000		1	GUIDE, BELT		
6	FB4-7747-000		1	GUIDE, CABLE, 1		
7	FB4-7749-000		1	GUIDE, CABLE, 3		
8	FB4-7755-000		1	JOINT, LEFT		
9	FB4-7756-000		1	JOINT, RIGHT		
10	FB5-9538-000		2	COLLAR, SLIDE		
11	FB4-7763-000		2	CAM, RELEASE		
13	XG9-0424-000		2	PLAIN SHAFT BEARING		
14	FB4-7003-000		3	SPRING, COMPRESSION		
15	FC6-0979-000		1	GUIDE, CABLE		
17	FG2-9371-000		1	DELIVERY CABLE		
18	FG2-9374-020		1	DELIVERY LOCK CABLE		
19	FG6-7727-000		1	UPPER COVER SENSOR ASSEMBLY		
20	FB4-7791-000		1	FLAG, UPPER COVER SENSOR		
21	FB4-7792-000		1	SPRING, TORSION		
23	FS5-9570-000		1	SCREW, STEPPED, M4		
24	WG8-5593-000		1	PHOTO INTERRUPTER TLP1242		
25	FU6-2397-000		1	SPRING, TENSION		
26	FS7-2026-000		4	SPRING, TENSION		
27	FB5-9554-000		3	ROLLER, BELT GUIDE		
28	FS7-2025-000		6	SPRING, TENSION		
29	FS7-2022-000		2	SPRING, TENSION		

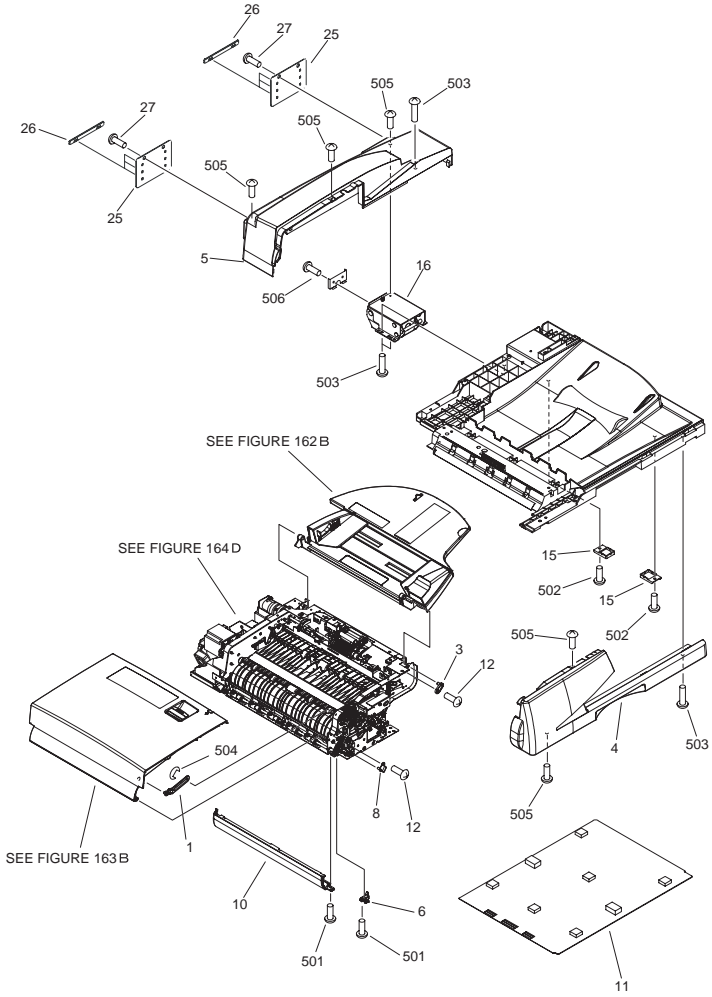
FIGURE & KEY NO.	PARTS NUMBER	R A N K	Q'TY	DESCRIPTION	SERIAL NUMBER/ REMARKS	S V C
30	FS5-3733-000		1	PULLEY, 46T		
31	FS4-2360-000		4	SPRING, TENSION		
32	FS1-9199-000		2	SCREW, M4		
33	FC1-3044-000		2	FOOT, RUBBER (NBR)		
34	FS1-9102-020		6	SCREW, STEPPED, M3		
36	FH6-1486-020		1	FAN, COOLING		
37	FS1-1046-000		1	BUSHING, POM		
38	FM2-2402-000		1	HANDLE ASSEMBLY		
39	XA9-0253-000		4	SCREW, MACH., PAN HEAD, M3X8		
40	FA3-4725-000		2	LATCH, MAGNET		
41	FC2-1208-020		2	NUT, CATCH		
42	FM2-2419-000		1	BELT MOTOR DRIVER PCB ASSEMBLY		
45	FF5-8210-000		1	PILLAR, LEFT		
46	XG9-0390-000		2	BEARING		
47	XA9-1249-010		4	SCREW, TP M4X8		
49	FA5-5499-030		1	SCREW, ADJUSTING		
50	FF5-8211-000		1	PILLAR, RIGHT		
51	FS5-9571-000		4	SCREW, STEPPED, M4		
52	FB4-7764-000		1	LEVER, RELEASE		
53	FB4-7782-030		1	ROLLER, BELT DRIVE		
54	FB5-9541-000		1	BELT, DOCUMENT FEED, C		
55	FB5-9542-000		2	ELIMINATOR, STATIC CHARGE		
56	FC2-1191-000		2	SPACER		
57	FC2-1204-000		4	ROLLER		
58	FC2-1206-000		10	ROLLER		
59	FC2-1209-020		1	SUPPORT, HANDLE		
60	FG6-2791-000		1	TURN ROLLER ASSEMBLY		
61	FC2-1195-000		1	BUSHING		
62	FC2-1196-000		2	ROLLER, TURN		
63	FC2-1197-000		2	BUSHING		
64	FG6-2792-000		1	RELEASE CAM ASSEMBLY		
65	FB4-7761-020		1	HOLDER, RELEASE		



FIGURE & KEY NO.	PARTS NUMBER	R A N K	Q'TY	DESCRIPTION	SERIAL NUMBER/ REMARKS	S V C
66	FB4-7762-000		1	SPRING, LEAF		
67	XF2-1604-560		1	BELT, TIMING		
68	VS1-7177-003		1	CONNECTOR, SNAP TIGHT, BK		
69	FS2-1617-000		2	BEARING, BALL		
70	FG6-2421-000		1	REVERSE MOTOR DRIVER PCB ASSY		
71	WG8-5708-000		1	PHOTO INTERRUPTER		
72	XA9-0732-000		18	SCREW,RS,M4		
73	FS7-2054-000		1	SPRING, TENSION		
74	FU3-0038-000		1	GEAR, 14T/PULLY, 15T		
75	FS5-3736-000		1	PULLEY, 27T		
76	VT2-0006-014		5	SUPPORT, PCB		
77	FS1-1510-000		1	BUSHING, 8,4, (COP)		
78	XF9-0685-000		1	BELT, TIMING, 113T		
79	FM2-4740-000		1	CABLE, INTERFACE		
80	FM2-4741-000		1	CABLE, MAIN		
81	VS1-7188-003		1	CONNECTOR, SNAP TIGHT		
82	VS1-7440-002		1	CONNECTOR, SNAP TIGHT		
83	VS1-7440-003		2	CONNECTOR, SNAP TIGHT		
84	VS1-7440-004		1	CONNECTOR, SNAP TIGHT		
501	XB1-2300-606		AR	SCREW, MACHINE M3X6		
502	XB1-2400-409		7	SCREW,MACH.,TRUSS HEAD,M4X4		
503	XD2-1100-402		1	RETAINING RING (E-TYPE)		
504	XD3-2200-122		2	PIN, DOWEL		
505	XB6-2400-409		2	SCREW, FP SET, SH4X4 (S) S		
506	XB1-2401-609		2	SCREW, MACHINE M4X16		
507	XB1-2400-809		4	SCREW, MACHINE M4X8		
508	XD3-2200-182		5	PIN, DOWEL		
509	XD2-1100-322		2	RETAINING RING(E-TYPE)		
510	XB1-2300-609		AR	SCREW, MACHINE M3X6		
511	XB1-2400-609		AR	SCREW,NACH.,TRUSS HEAD,M4X6		
512	XB7-2100-409		1	NUT, HEX M4		
513	XD2-2100-802		5	GRIP RING (D=8)		

FIGURE & KEY NO.	PARTS NUMBER	R A N K	Q'TY	DESCRIPTION	SERIAL NUMBER/ REMARKS	S V C
515	XD2-1100-642		5	RING,E		

# FIGURE 161B FRAME ASSEMBLY(iR7096)



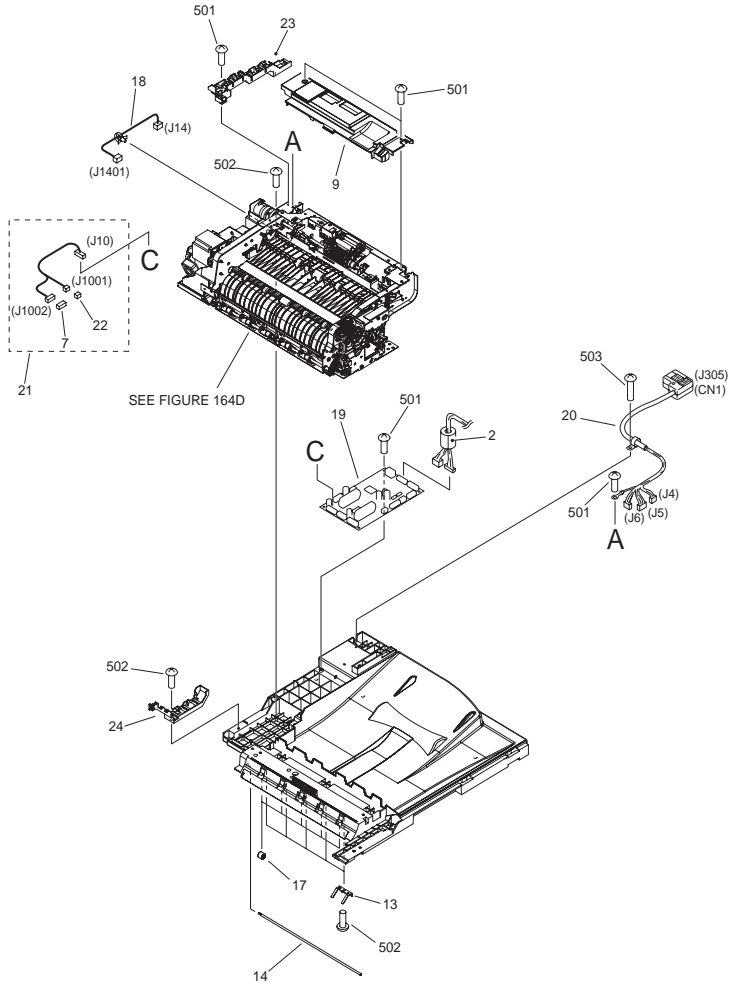


FIGURE & KEY NO.	PARTS NUMBER	RANK	Q'TY	DESCRIPTION	SERIAL NUMBER/REMARKS	SVC
Fig.161B	NPN		RF	FRAME ASSEMBLY		
1	FC5-3015-000		1	ARM, OPEN/CLOSE PANEL STOPPER		
2	WE8-5256-000		1	FERRITE CORE TFC-16-8-16		
3	FC5-3102-000		1	PIN, POSITIONING		
4	FC5-3202-000		1	PANEL, FRONT		

FIGURE & KEY NO.	PARTS NUMBER	R A N K	Q'TY	DESCRIPTION	SERIAL NUMBER/REMARKS	S V C
5	FL2-1303-000		1	PANEL, REAR		
6	FC5-3214-000		1	BLOCK, HEIGHT ADJUSTER		
7	VS1-7177-006		1	CONNECTOR, SNAP TIGHT, BK		
8	FL2-0725-000		1	PLATE, OPEN/CLOSE SHAFT		
9	FL2-0726-000		1	PANEL, CENTER		
10	FL2-0727-000		1	PANEL, SIDE		
11	FL2-0728-000		1	PANEL, COPYBOARD		
12	XA9-1031-000		7	SCREW, MACH. TRUSS HEAD, M4X6		
13	FC5-3211-000		5	SPRING, LEAF		
14	FC5-3212-020		1	SHAFT, PAPER READ ROLLER		
15	FC5-3221-000		2	SUPPORT, COPYBOARD PANEL		
16	FC5-3226-000		1	HINGE, RIGHT		
17	FU5-6073-000		5	ROLLER, FEED		
18	FM2-1028-000		1	CABLE, REGISTRATION SENSOR		
19	FM2-1021-000		1	ADF CONTROLLER PCB ASSEMBLY		
20	FM2-1032-000		1	CABLE, INTERFACE		
21	FM2-1034-000		1	CABLE, MOTOR/CLUTCH CONNECTING		
22	VS1-7177-002		1	CONNECTOR, SNAP TIGHT, BK		
23	FC5-3216-000		1	GUIDE, CABLE, REAR1		
24	FC5-3217-000		1	GUIDE, CABLE, REAR2		
25	FC5-3207-000		2	COVER, HINGE		
26	FC5-3223-000		2	PLATE, HINGE COVER		
27	XA9-0874-000		4	SCREW, M3X8		
501	XB1-2300-605		7	SCREW, MACHINE M3X6		
502	XB4-5400-805		AR	SCREW,P,M4X8		
503	XB4-5401-205		7	SCREW,P,M4X12		
504	XD2-1100-502		1	RETAINING RING (E-TYPE)		
505	XB6-7300-605		5	SCREW, TP, M3X6 (S)		
506	XB1-2400-607		2	SCREW, CROSS-RECESS, FCH		

# FIGURE 162A PAPER PICK-UP TRAY ASSEMBLY(iR7095/7105)

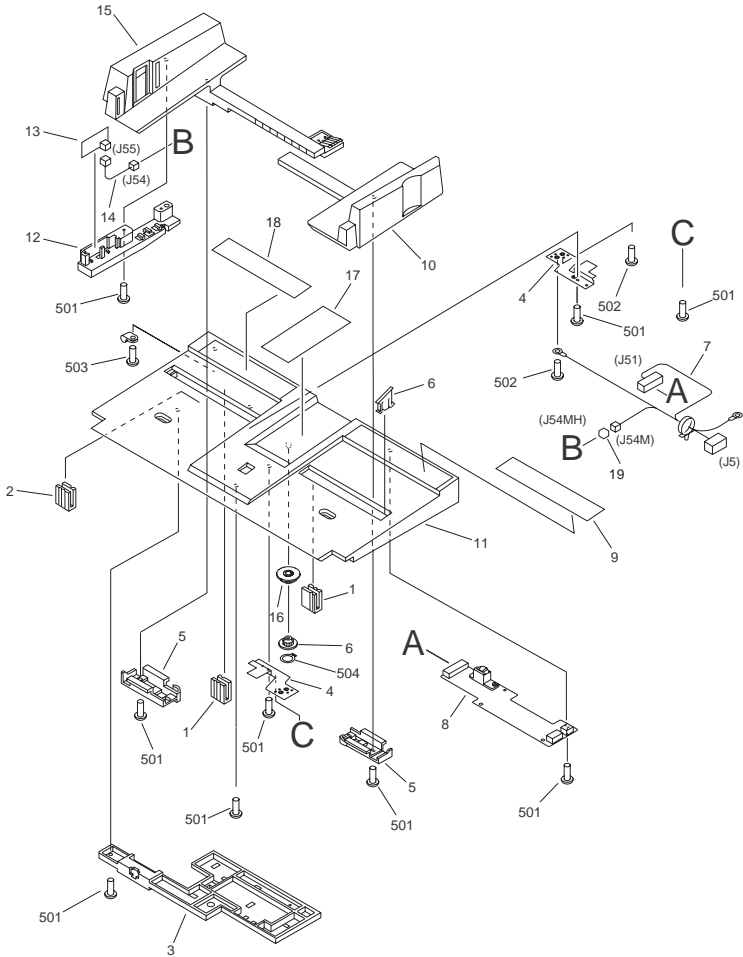


FIGURE & KEY NO.	PARTS NUMBER	R A N K	Q'TY	DESCRIPTION	SERIAL NUMBER/ REMARKS	S V C
Fig.162A	FM2-2407-000		1	PAPER PICK-UP TRAY ASSEMBLY		
1	FB4-7710-000		2	BLOCK, TRAY LACK, A4R		
2	FB4-7711-000		2	BLOCK, TRAY LACK, LTR-R		
3	FB4-7719-000		1	COVER, SLIDE SWITCH		
4	FB5-9529-020		1	PLATE, GROUNDING		
5	FC1-6179-000		2	CLAMP, GUIDE		
6	FC6-0940-000		1	BLOCK, LIMITER		
7	FG3-1816-000		1	CABLE, PICK-UP TRAY		
8	FG6-7770-050		1	PICK-UP TRAY PCB ASSEMBLY		
9	FB4-8042-010		1	LABEL, DOCUMENT SIZE	iR7086N 100V iR7105i 200V iR7095i 200V	
9	FB4-8043-000		1	LABEL, DOCUMENT SIZE	iR7105 208V UL iR7095 208V UL	
9	FC6-0992-000		1	LABEL, DOCUMENT SIZE	iR7105 230V A/B iR7095 230V A/B iR7095 220V CN iR7105 220V CN iR7105 230V AU iR7095 230V AU	
9	FC5-3063-000		1	LABEL, DOCUMENT SIZE	iR7086	
9	FB4-8044-010		1	LABEL, DOCUMENT SIZE	iR7105 230V GB iR7095 230V GB iR7105 230V EUR iR7095 230V EUR	
10	FL2-2549-000		1	GUIDE, SLIDE, FRONT		
11	FL2-2553-000		1	TRAY, PAPER PICK-UP		
12	FB4-7718-000		1	HOLDER, PCB, DISPLAY LED		
13	FG2-9368-030		1	INDICATOR PCB ASSEMBLY		
14	FG3-2265-000		1	CABLE, DISPLAY LED		
15	FL2-2550-000		1	GUIDE, SLIDE, REAR		
16	FS4-0177-000		1	GEAR, 16T		
17	FB4-8040-010		1	LABEL, DOCUMENT SET	iR7086N 100V iR7105i 200V iR7095i 200V	
17	FC6-0993-000		1	LABEL, DOCUMENT SET	iR7105 208V UL iR7095 208V UL iR7105 230V A/B iR7095 230V A/B iR7095 220V CN iR7105 220V CN iR7105 230V AU iR7095 230V AU	
17	FC6-0994-000		1	LABEL, DOCUMENT SET	iR7105 230V GB iR7095 230V GB iR7105 230V EUR iR7095 230V EUR	

FIGURE & KEY NO.	PARTS NUMBER	RANK	Q'TY	DESCRIPTION	SERIAL NUMBER/REMARKS	SVC
18	FB4-8062-000		1	LABEL, COVER		
19	VS1-7177-002		1	CONNECTOR, SNAP TIGHT, BK		
501	XB4-7300-609		13	SCREW, TAP, BINDING HEAD, M3X6		
502	XB1-2400-606		1	SCREW, MACHINE M4X6		
503	XB4-5401-009		1	SCREW, TAP, M4X10		
504	XD2-2100-602		1	GRIP RING (D=6)		



# FIGURE 162B DOCUMENT TRAY ASSEMBLY(iR7086)

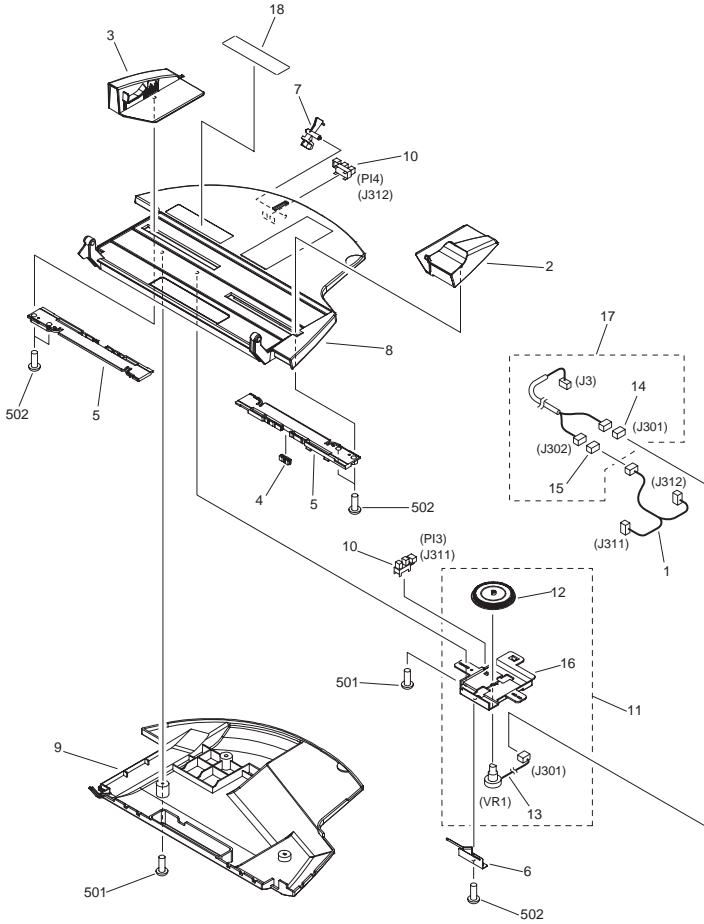
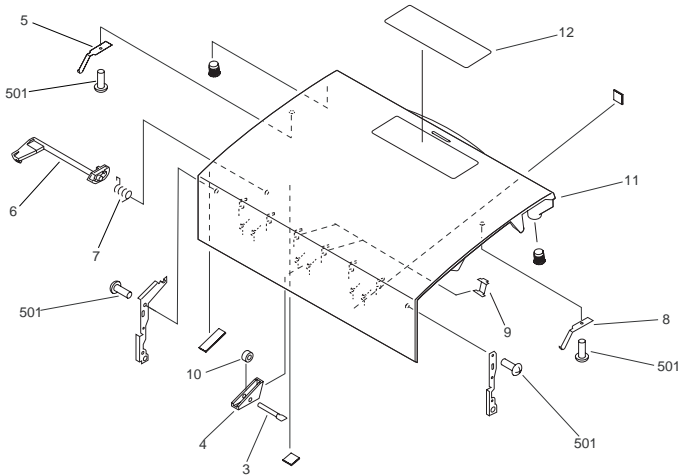


FIGURE & KEY NO.	PARTS NUMBER	RANK	QTY	DESCRIPTION	SERIAL NUMBER/REMARKS	SVC
Fig.162B	FM2-0679-000		1	DOCUMENT TRAY ASSEMBLY		
1	FM2-1031-000		1	CABLE, DOCUMENT TRAY CONNECT		
2	FC5-3106-000		1	GUIDE, DOCUMENT SIDE, FRONT		
3	FL2-1304-000		1	GUIDE, DOCUMENT SIDE, REAR		
4	FC5-3108-000		1	RACK		
5	FC5-3111-000		2	RACK, DOCUMENT SIDE GUIDE		
6	FC5-3113-000		1	SPRING, LEAF		

FIGURE & KEY NO.	PARTS NUMBER	R A N K	Q'TY	DESCRIPTION	SERIAL NUMBER/ REMARKS	S V C
7	FC5-3137-000		1	FLAG, DOCUMENT LENGTH SENSOR		
8	FL2-0735-000		1	TRAY, DOCUMENT, UPPER		
9	FL2-0736-000		1	TRAY, DOCUMENT, LOWER		
10	WG8-5593-000		2	PHOTO INTERRUPTER TLP1242		
11	FM2-0696-000		1	VOLUME HOLDER ASSEMBLY		
12	FU5-0342-000		1	GEAR, 68T		
13	FM2-1024-000		1	VARIABLE RESISTOR UNIT		
14	VS1-7177-003		1	CONNECTOR, SNAP TIGHT, BK		
15	VS1-7177-006		1	CONNECTOR, SNAP TIGHT, BK		
16	FC5-3112-000		1	HOLDER, VOLUME		
17	FM2-1030-000		1	CABLE, DOCUMENT TRAY		
18	FC5-3051-000		1	LABEL, SIZE		
501	XB4-7300-805		6	SCREW, TP, BH3X8, S		
502	XB4-7401-005		4	SCREW,TAPPING,TRUSS HEAD,M4X10		

# FIGURE 163A OPEN/CLOSE PANEL ASSEMBLY(iR7095/7105)



NOTE : This assembly is included in the assembly shown in Figure 164.  
注 : このユニットはFigure 164のユニットに含まれます。

FIGURE & KEY NO.	PARTS NUMBER	RANK	QTY	DESCRIPTION	SERIAL NUMBER/REMARKS	SVC
Fig.163A	FM2-2409-000		1	OPEN/CLOSE PANEL ASSEMBLY		
3	FB4-7604-000		1	ROD		
4	FB4-7605-000		1	GUIDE		
5	FB4-7606-000		1	SPRING, LEAF		
6	FB4-7607-000		1	FLAG, SENSOR, PRE-REVERSE		
7	FB4-8030-000		1	SPRING, TORSION		
8	FB4-8057-000		1	SPRING, LEAF		
9	FC2-2146-000		6	SPRING, LEAF		
10	FC2-3245-000		3	ROLLER		
11	FL2-2551-000		1	COVER, OPEN/CLOSE		
12	FC6-0983-000		1	LABEL, PROHIBITION DOCUMENT	iR7086N 100V iR7105i 200V iR7095i 200V	
12	FC6-0984-000		1	LABEL, PROHIBITION DOCUMENT	iR7105 208V UL iR7095 208V UL iR7105 230V A/B iR7095 230V A/B iR7095 220V CN iR7105 220V CN iR7105 230V AU iR7095 230V AU	
12	FC5-3056-000		1	LABEL, PROHIBITION DOCUMENT	iR7086 208V UL iR7086 230V AU	

FIGURE & KEY NO.	PARTS NUMBER	RANK	Q'TY	DESCRIPTION	SERIAL NUMBER/REMARKS	SVC
12	FC6-0998-000		1	LABEL, PROHIBITION DOCUMENT	iR7105 230V GB iR7095 230V GB iR7105 230V EUR iR7095 230V EUR	
12	FC5-3057-000		1	LABEL, PROHIBITION DOCUMENT	iR7086 230V GB iR7086 230V EUR	
501	XB4-7300-609		6	SCREW, TAP, BINDING HEAD, M3X6		

# FIGURE 163B OPEN/CLOSE PANEL ASSEMBLY(iR7086)

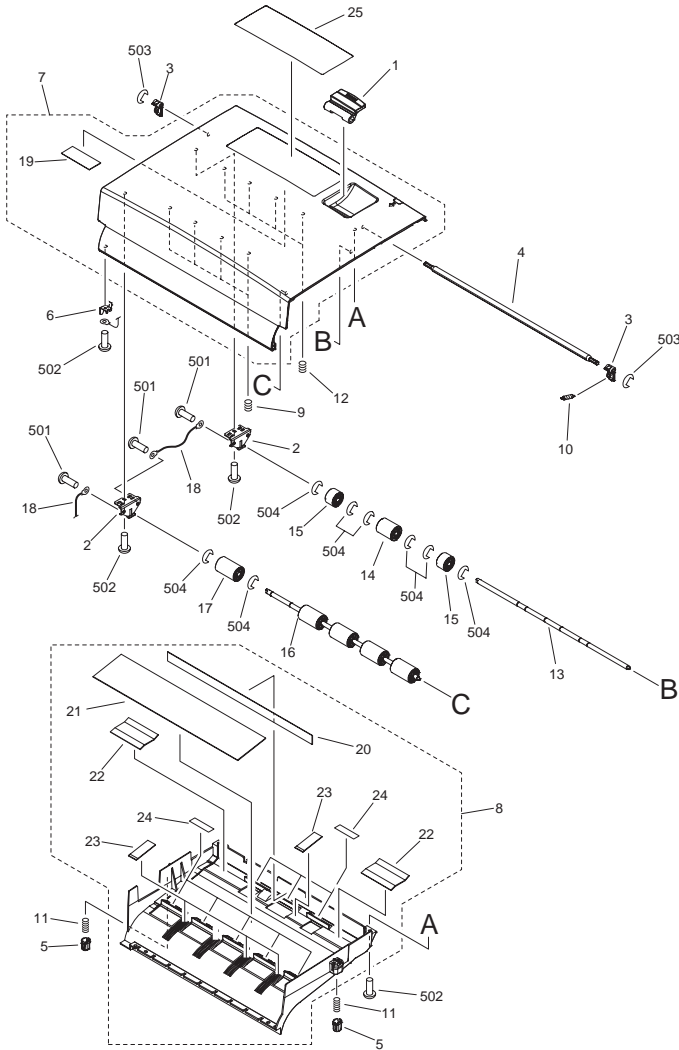
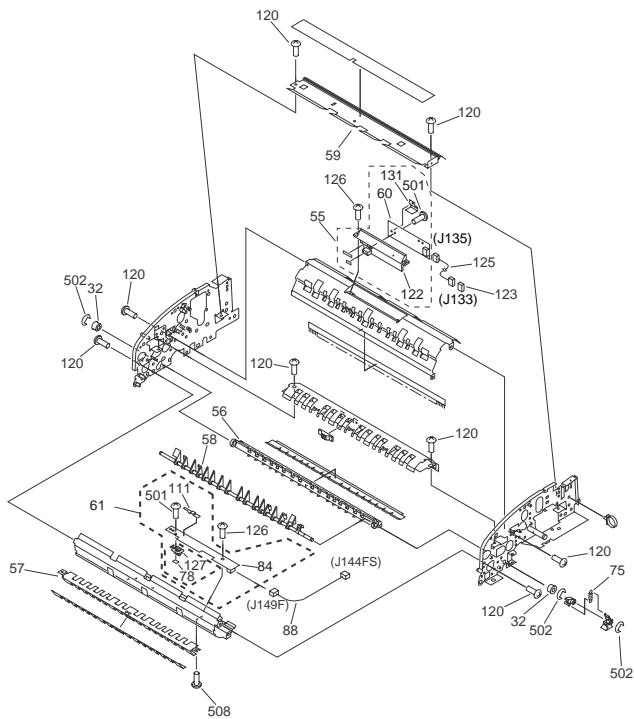


FIGURE & KEY NO.	PARTS NUMBER	RANK	QTY	DESCRIPTION	SERIAL NUMBER/REMARKS	S V C
Fig.163B	FM2-0678-000		1	OPEN/CLOSE PANEL ASSEMBLY		
1	FC5-2953-000		1	LEVER, OPEN/CLOSE		
2	FC5-2956-000		2	PLATE, REGISTRATION ADJUSTMENT		
3	FC5-2957-000		2	LEVER, LATCH		

FIGURE & KEY NO.	PARTS NUMBER	RANK	Q'TY	DESCRIPTION	SERIAL NUMBER/REMARKS	SVC
4	FC5-2958-000		1	SHAFT, LATCH		
5	FC5-2963-000		2	RETAINER, OPEN/CLOSE GUIDE		
6	FC5-3014-000		1	SPRING, LEAF		
7	FL2-0733-000		1	PANEL, OPEN/CLOSE		
8	FL2-0734-000		1	GUIDE, OPEN/CLOSE		
9	FU5-2234-000		4	SPRING, COMPRESSION		
10	FU5-2235-000		1	SPRING, TENSION		
11	FU5-2236-000		2	SPRING, COMPRESSION		
12	FU5-2250-000		4	SPRING, COMPRESSION		
13	FC5-3025-020		1	SHAFT, REGISTRATION ROLLER, 1		
14	FU5-6075-000		1	ROLLER, REGISTRATION, 1		
15	FU5-6079-000		2	ROLLER, REGISTRATION, 2		
16	FC5-2962-020		1	SHAFT, REGISTRATION ROLLER, 2		
17	FU5-6074-000		5	ROLLER, REGISTRATION, 3		
18	FM2-1035-000		2	WIRE, GROUNDING		
19	FC5-2961-000		1	SHEET, CLEANING		
20	FC5-2959-000		1	SHEET, CLEANING		
21	FC5-2960-000		1	SHEET, CLEANING		
22	FC5-3016-000		2	SHEET, CLEANING		
23	FC5-3017-000		5	SHEET, CLEANING		
24	FC5-2954-000		8	SCRAPER		
25	FC5-3056-000		1	LABEL, PROHIBITION DOCUMENT		
501	XB1-2300-605		3	SCREW, MACHINE M3X6		
502	XB4-5300-809		7	SCREW,P,M3X8		
503	XD2-1100-402		2	RETAINING RING (E-TYPE)		
504	XD2-1100-502		AR	RETAINING RING (E-TYPE)		

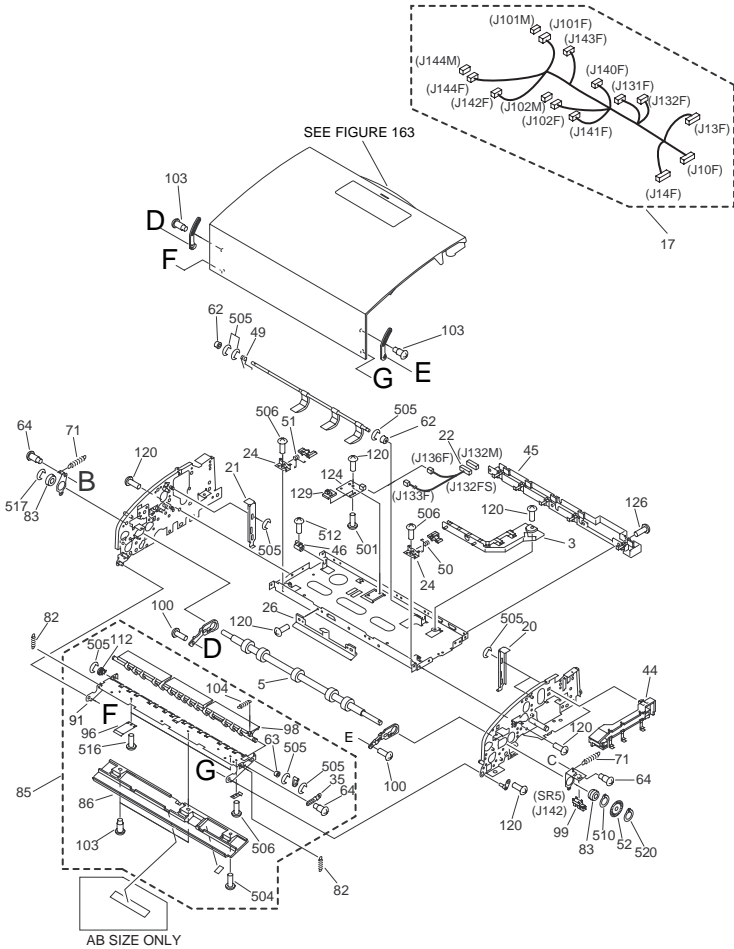
# FIGURE 164A PAPER PICK-UP ASSEMBLY(iR7095/7105)



NOTE 1 : This assembly includes the assemblies shown in Figure 163 and 164B.  
 注 : このユニットはFigure163, 164Bのユニットを含みます。







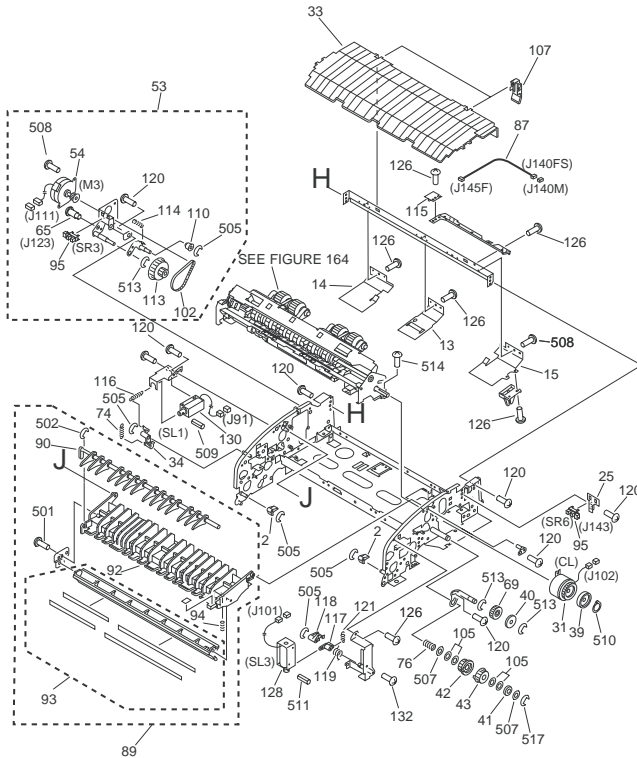


FIGURE & KEY NO.	PARTS NUMBER	RANK	QTY	DESCRIPTION	SERIAL NUMBER/REMARKS	SVC
Fig. 164A	FM2-2442-000		1	PAPER PICK-UP ASSEMBLY		
1	FC6-0946-000		3	ROLLER, GUIDE, LOWER		
2	FC6-0989-000		2	LEVER, RELEASE		
3	FB4-7559-000		1	GUIDE, PICK-UP CABLE		
4	FB4-7560-020		1	ROLLER, REGISTRATION		
5	FB4-7561-030		1	ROLLER, REGISTRATION PRESSURE		
6	FB4-7562-020		1	ROLLER, PICK-UP		
7	FB4-7563-020		1	ROLLER, PICK-UP PRESSURE		
8	FB4-7564-020		2	ROLLER, REVERSE		
13	FB4-7570-030		1	UPPER GUIDE, PICK-UP, A		
14	FB4-7571-020		1	UPPER GUIDE, PICK-UP, B		

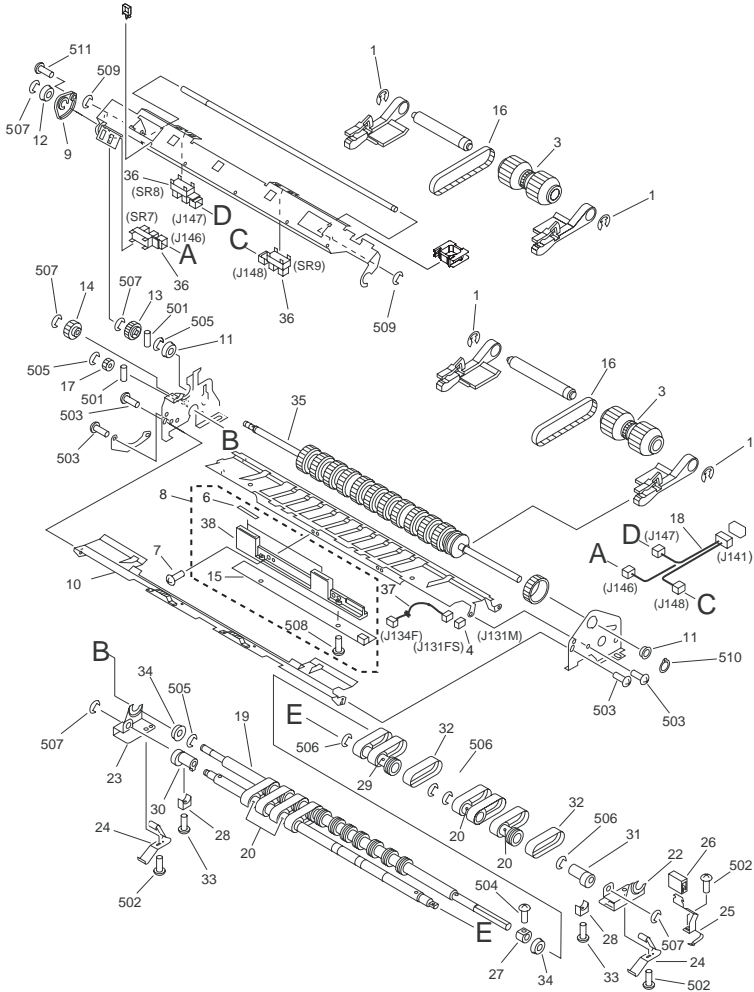
FIGURE & KEY NO.	PARTS NUMBER	R A N K	Q'TY	DESCRIPTION	SERIAL NUMBER/ REMARKS	S V C
15	FB4-7572-030		1	UPPER GUIDE, PICK-UP, C		
17	FG2-9379-000		1	CABLE, MAIN		
18	FB4-7578-000		2	CAM, PICK-UP RELEASE		
19	FB4-7579-020		2	LINK, PICK-UP RELEASE		
20	FB4-7584-020		1	LINK, FRONT		
21	FB4-7585-020		1	LINK, REAR		
22	FG2-9382-040		1	REGISTRATION SENSOR SUB CABLE		
24	FB4-7588-020		2	HOLDER, ARM		
25	FB4-7589-020		1	HOLDER, SENSOR		
26	FB4-7590-000		1	GUARD, SENSOR		
31	FK2-1199-000		1	CLUTCH, ELECTROMAGNETIC		
32	FB4-7596-000		2	BUSHING		
33	FB4-7599-000		1	COVER, INTERNAL		
34	FB4-7620-000		1	LINK, SOLENOID		
35	FB4-7625-020		1	STOPPER, LOWER GUIDE		
38	FB4-7660-020		1	SUPPORT PLATE, GEAR, REAR		
39	FB4-7662-000		1	RING, CLUTCH		
40	FB4-7663-000		1	RING, GEAR, A		
41	FB4-7664-000		1	RING, GEAR, B		
42	FB4-7669-000		1	GEAR, 24T		
43	FB4-7670-000		1	GEAR, 24T		
44	FB4-7745-000		1	GUIDE, CABLE, 1		
45	FB4-7746-000		1	GUIDE, CABLE, 2		
46	FB4-7768-000		1	LINK, SHUTTER		
47	FM2-2415-000		1	REVERSE MOTOR ASSEMBLY		
48	FK2-1197-000		1	MOTOR, STEPPING, DC		
49	FB4-8031-000		1	SPRING, TORSION		
50	FB4-8032-000		1	SPRING, TORSION		
51	FB4-8033-000		1	SPRING, TORSION		
52	FC2-1351-000		1	DISK, CLOCK		
53	FM2-2423-000		1	PICK-UP MOTOR ASSEMBLY		
54	FK2-1198-000		1	MOTOR, STEPPING, DC		

FIGURE & KEY NO.	PARTS NUMBER	R A N K	Q'TY	DESCRIPTION	SERIAL NUMBER/ REMARKS	S V C
55	FM2-2430-000		1	REGISTRATION SENSOR ASSEMBLY		
56	FF6-1307-000		1	GUIDE, CENTER		
57	FF5-8090-000		1	GUIDE, PRE-REVERSE		
58	FF5-8091-000		1	FLAPPER, PRE-REVERSE		
59	FF6-1300-000		1	GUIDE, PAPER PICK-UP		
60	FM2-4735-000		1	REGIST. SENSOR PCB ASSEMBLY		
61	FM2-2431-000		1	REVERSE SENSOR ASSEMBLY		
62	FS1-1376-000		2	BUSHING, POM		
63	FS1-1528-000		1	BUSHING, PL		
64	FS1-9010-020		3	SCREW, STEPPED, M3		
65	FS2-9394-020		2	SCREW, STEPPED, M3X1.4		
66	FS5-3731-000		2	PULLEY, 28T		
67	FS7-0312-000		2	GEAR, 25T/PULLEY, 28T		
68	FS7-0313-000		1	GEAR, 22T/PULLEY, 27T		
69	FS7-0314-000		2	GEAR, 24T		
70	FS7-0315-000		2	GEAR, 24T		
71	FS7-2028-000		2	SPRING, TENSION		
72	FS7-2029-000		2	SPRING, TENSION		
73	FS7-2033-000		1	SPRING, TENSION		
74	FS7-2036-000		1	SPRING, TENSION		
75	FS7-2038-000		1	SPRING, TENSION		
76	FS7-2055-000		1	SPRING, COMPRESSION		
78	FB4-7598-000		1	SHEET, B		
79	XD9-0153-000		2	WASHER		
80	XF9-0682-000		1	BELT, TIMING, 95T		
81	XF9-0683-000		1	BELT, TIMING, 130T		
82	FS7-2045-000		2	SPRING, TENSION		
83	XG9-0237-000		12	BALL BEARING, LNR-1680HHR		
84	FM2-4737-000		1	REVERSE SENSOR PCB ASSEMBLY		
85	FM2-2436-000		1	LOWER GUIDE ASSEMBLY		
86	FC6-0991-000		1	COVER, GUIDE, LOWER		
87	FG2-9383-000		1	ENP SENSOR CABLE		

FIGURE & KEY NO.	PARTS NUMBER	R A N K	Q'TY	DESCRIPTION	SERIAL NUMBER/ REMARKS	S V C
88	FG2-9385-000		1	REVERSE SENSOR CABLE		
89	FG6-7729-000		1	PRE-REGISTRATION GUIDE ASS'Y		
90	FB4-7617-020		1	FLAPPER, REVERSE		
91	FL2-2555-000		1	GUIDE, LOWER		
92	FF5-8096-000		1	GUIDE, REGISTRATION		
93	FF6-1305-000		1	GUIDE, PRE-REGISTRATION		
94	FS7-2043-000		1	SPRING, COMPRESSION		
95	WG8-5593-000		3	PHOTO INTERRUPTER TLP1242		
96	FB4-7626-000		2	SPRING, LEAF		
98	FB4-8075-020		1	DEFLECTOR, REVERSE		
99	WG8-5708-000		1	PHOTO-INTERRUPTER		
100	XA9-1013-000		2	SCREW, M3X8		
101	XF9-0354-000		1	BELT, TIMING		
102	XF9-0699-000		1	BELT, TIMING, 74T		
103	FS1-9009-020		4	SCREW, STEPPED, M3		
104	FS7-2030-000		1	SPRING, TENSION		
105	XD9-0152-000		4	WASHER, SHIM		
107	FB5-9531-000		2	COVER, HOOK		
108	FB5-9530-000		2	COLLAR, REGISTRATION LINK		
109	FS7-2032-000		2	SPRING, TENSION		
110	FC2-1473-000		1	PULLEY		
111	FB5-9533-000		1	SHEET, REV. SENSOR PROTECTIVE		
112	FB4-8064-000		1	BUSHING		
113	FS7-0317-000		1	GEAR, 16T/PULLEY, 54T		
114	FS7-2034-000		1	SPRING, TENSION		
115	FG2-9362-040		1	LED PCB ASSEMBLY		
116	FS7-2035-000		1	SPRING, TENSION		
117	FB4-7655-000		1	LINK, SOLENOID, A		
118	FB4-7657-000		1	LINK, SOLENOID, B		
119	FB4-8034-000		1	SPRING, TORSION		
120	XA9-1035-000		37	SCREW, M4X4		
121	FS7-2037-000		1	SPRING, TENSION		

FIGURE & KEY NO.	PARTS NUMBER	R A N K	Q'TY	DESCRIPTION	SERIAL NUMBER/ REMARKS	S V C
122	FF5-8093-000		1	HOLDER, SENSOR		
123	VS1-7440-006		1	CONNECTOR, SNAP TIGHT		
124	FG2-9361-000		1	PHOTOTRANSISTER PCB ASSEMBLY		
125	FG2-9381-000		1	REGISTRATION SENSOR CABLE		
126	XA9-0894-000		19	SCREW,M3X6		
127	FF5-8094-000		1	COVER, SENSOR		
128	FH7-5875-020		1	SOLENOID, DC24V		
129	FB4-7582-000		1	CAP, EMP SENSOR		
130	FH7-5873-020		1	SOLENOID, DC24V		
131	FB5-9532-000		1	SHEET, REGI. SENSOR PROTECTIVE		
132	XA9-1659-000		1	SCREW,M3X4		
501	XB4-7300-609		5	SCREW, TAP, BINDING HEAD, M3X6		
502	XD2-1100-402		5	RETAINING RING (E-TYPE)		
503	XB6-7300-405		5	SCREW, TP, M3X4		
504	XB1-2300-606		1	SCREW, MACHINE M3X6		
505	XD2-1100-322		17	RETAINING RING (E-TYPE)		
506	XB1-2300-409		5	SCREW, MACHINE M3X4		
507	XD1-1108-225		2	WASHER,COP		
508	XB1-2300-609		2	SCREW, MACHINE M3X6		
509	XD3-1300-162		1	PIN, SPRING		
510	XD2-2100-802		7	GRIP RING (D=8)		
511	XD3-1300-102		1	PIN, SPRING		
512	XB6-7300-609		1	SCREW, MACH,PAN HEAD, M3X8		
513	XD2-1100-502		12	RETAINING RING (E-TYPE)		
514	XB1-2400-409		2	SCREW,MACH.,TRUSS HEAD,M4X4		
515	XD3-2200-122		3	PIN, DOWEL		
516	XB6-7300-409		2	SCREW, MACHINE, M3X4		
517	XD2-1100-642		14	RING,E		
518	XD3-2200-142		2	PIN, PARALLEL		
519	XD2-2100-402		2	GRIP RING (D=4)		
520	XD2-2100-602		1	GRIP RING (D=6)		

# FIGURE 164B SEPARATION ASSEMBLY(iR7095/7105)



NOTE : This assembly is included in the assembly shown in Figure 164A.  
 注 : このユニットはFigure 164Aのユニットに含まれます。

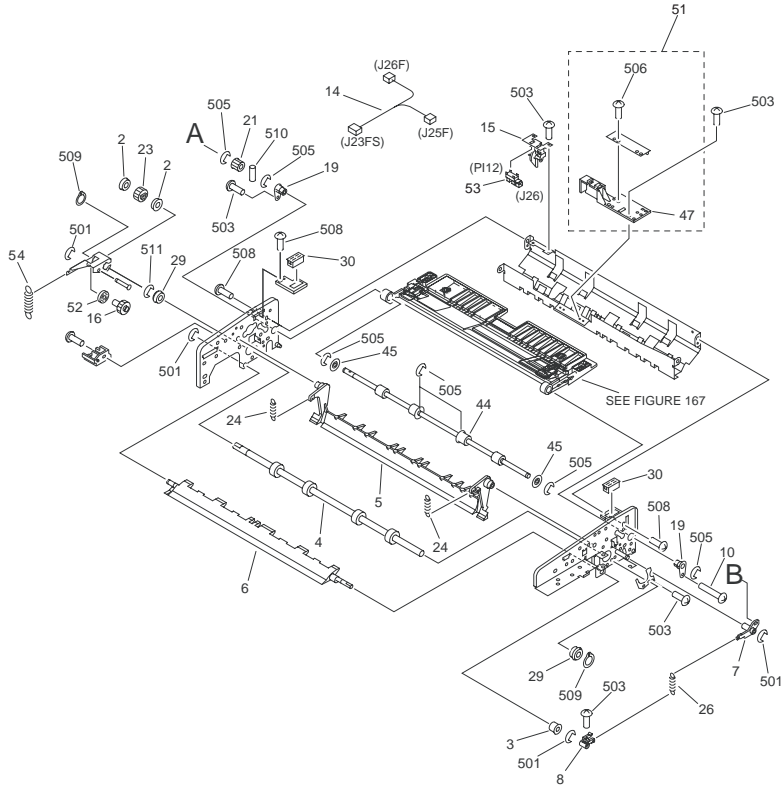
FIGURE & KEY NO.	PARTS NUMBER	R A N K	Q'TY	DESCRIPTION	SERIAL NUMBER/REMARKS	S V C
Fig.164B	FM2-2443-000		1	SEPARATION ASSEMBLY		
1	FA4-1159-000		1	RETAINING RING		
3	FB4-7640-000		2	ROLLER, PICK-UP		
4	VS1-7440-006		1	CONNECTOR, SNAP TIGHT		

FIGURE & KEY NO.	PARTS NUMBER	R A N K	Q'TY	DESCRIPTION	SERIAL NUMBER/ REMARKS	S V C
6	FB4-7597-000		2	SHEET, DUST-PROOF, A		
7	XA9-0894-010		2	SCREW,M3X6		
8	FM2-2429-000		1	SEPARATION SENSOR ASSEMBLY		
9	FB4-7668-000		1	GEAR, 54T		
10	FF5-8100-000		1	GUIDE, SEPARATION		
11	FS1-1189-000		2	BUSHING, ABS		
12	FS1-1508-000		12	BUSHING		
13	FU3-0037-000		1	GEAR, 20T		
14	FS7-0322-000		1	GEAR, 20T		
15	FM2-4736-000		1	SEPARATION SENSOR PCB ASSEMBLY		
16	XF9-0684-000		2	BELT, TIMING, 92T		
17	FS3-0137-000		1	GEAR, 20T (POM)		
18	FG6-2214-000		1	PICK-UP SENSOR CABLE		
19	FB4-7637-020		1	ROLLER, SEPARATION		
20	FB5-9518-000		4	PULLEY, SEPARATION		
22	FB4-7646-020		1	HOLDER, SEPARATION, FRONT		
23	FB4-7647-030		1	HOLDER, SEPARATION, REAR		
24	FB4-7648-000		2	SPRING, LEAF		
25	FB4-7650-000		1	LEVER		
26	FB4-7651-000		1	CAP		
27	FC2-1227-000		1	STOPPER, THRUST		
28	FC2-1258-000		2	CLAMP, PITCH, SEPARATION		
29	FC2-1369-000		1	PULLEY, SEPARATION		
30	FC2-1370-000		1	RING, PITCH, A		
31	FC2-1371-000		1	RING, PITCH, B		
32	FE6-3059-000		1	BELT, SEPARATION		
33	XA9-1028-000		2	SCREW,ALLEN HEAD,M3X10		
34	XG9-0211-000		2	BALL BEARING, MF128ZZ1MC3D4M		
35	FG6-7725-000		1	FEED ROLLER ASSEMBLY		
36	WG8-5593-000		3	PHOTO INTERRUPTER TLP1242		
37	FG2-9380-000		1	SEPARATION SENSOR CABLE		
38	FF5-8099-000		1	HOLDER, SENSOR		



FIGURE & KEY NO.	PARTS NUMBER	RANK	Q'TY	DESCRIPTION	SERIAL NUMBER/REMARKS	SVC
501	XD3-2200-102		2	PIN, PARALLEL		
502	XB6-7300-409		2	SCREW, MACHINE, M3X4		
503	XB1-2300-409		9	SCREW, MACHINE M3X4		
504	XB1-1300-609		1	SCREW, MACHINE M3X6 (S)		
505	XD2-1100-642		3	RING,E		
506	XD2-1100-802		10	RETAINING RING (E-TYPE)		
507	XD2-1100-502		5	RETAINING RING (E-TYPE)		
508	XB4-7300-609		2	SCREW, TAP, BINDING HEAD, M3X6		
509	XD2-1100-322		2	RETAINING RING (E-TYPE)		
510	XD2-2100-802		1	GRIP RING (D=8)		
511	XB2-8300-809		1	SCREW, MACHINE M3X6		

# FIGURE 164C PAPER DELIVERY ASSEMBLY(iR7095/7105)



NOTE : This assembly includes the assemblies shown in Figure 167 and 168.  
 注 : このユニットはFigure167, 168のユニットを含みます。

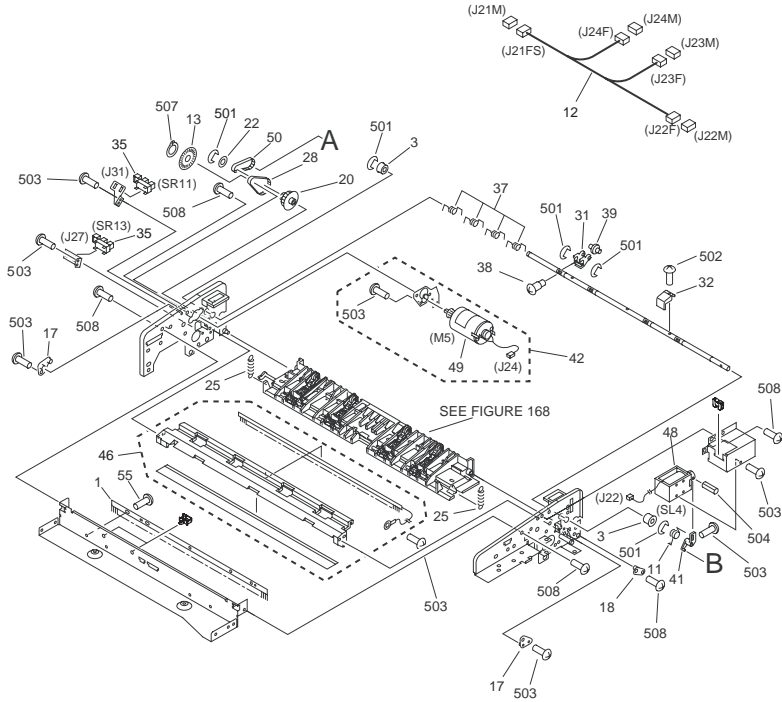
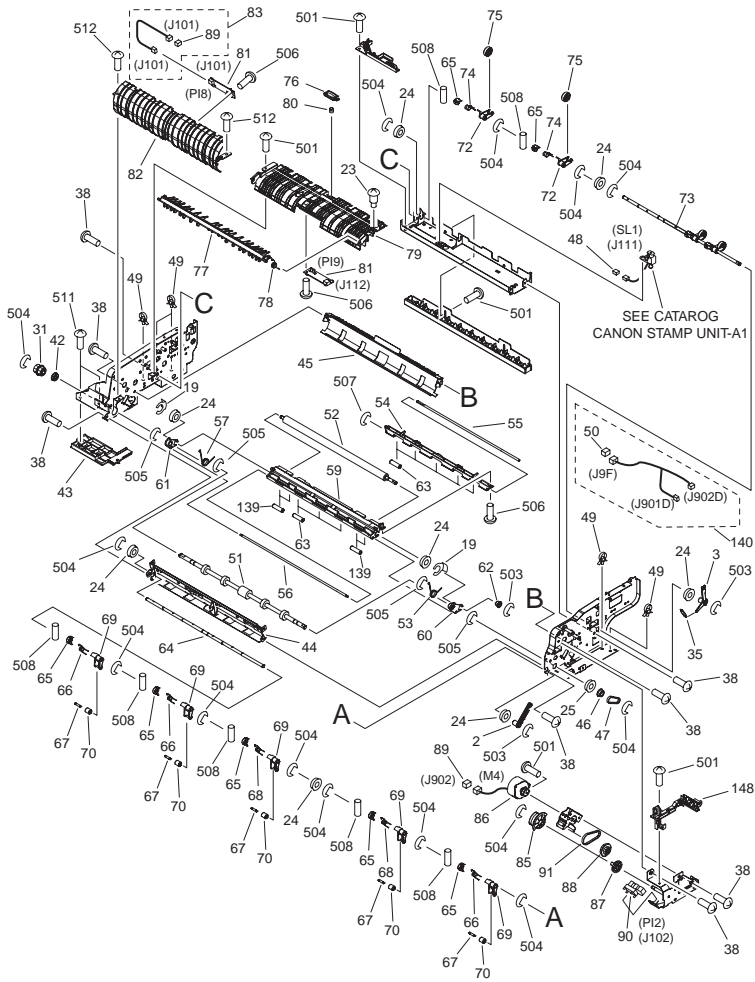


FIGURE & KEY NO.	PARTS NUMBER	R A N K	Q'TY	DESCRIPTION	SERIAL NUMBER/ REMARKS	S V C
Fig.164C	FM2-2444-000		1	PAPER DELIVERY ASSEMBLY		
1	FB5-9542-000		1	ELIMINATOR, STATIC CHARGE		
2	FA9-2112-000		2	BUSHING, PL		
3	FB4-7596-000		3	BUSHING		
4	FB4-7675-020		1	ROLLER, MANUAL REGISTRATION		
5	FB4-7678-000		1	GUIDE, SWING		
6	FF6-1306-020		1	DEFLECTOR, DELIVERY		
7	FB4-7693-000		1	LINK, SOLENOID, B		
8	FB4-7694-000		1	LINK, SOLENOID, C		
10	XA9-1302-010		1	SCREW,MACH.,TRUSS HEAD,M3X14		
11	FB4-7707-000		1	SPRING, TORSION		
12	FG2-9372-030		1	DELIVERY SUB CABLE		
13	FC2-1475-000		1	DISK, CLOCK		

FIGURE & KEY NO.	PARTS NUMBER	R A N K	Q'TY	DESCRIPTION	SERIAL NUMBER/ REMARKS	S V C
14	FG2-9373-040		1	DELIVERY SENOR CABLE		
15	FF5-8115-000		1	FLAG, MANUAL SENSING		
16	FU3-0039-000		1	GEAR, 18T		
17	FF5-8117-000		2	SUPPORT, GUIDE, CENTER		
18	FF5-8118-000		2	SUPPORT, GUIDE, LOWER		
19	FS2-1610-000		2	SUPPORT, SHAFT		
20	FS5-3734-000		1	PULLEY, 36T/15T		
21	FS5-3735-000		1	PULLEY, 20T		
22	FS5-6323-000		1	FLANGE		
23	FU3-0040-000		1	GEAR, 14T		
24	FS7-2049-000		2	SPRING, TENSION		
25	FS7-2050-000		2	SPRING, TENSION		
26	FS7-2051-000		1	SPRING, TENSION		
28	XF9-0358-000		1	BELT, TIMING		
29	XG9-0237-000		2	BALL BEARING, LNR-1680HHR		
30	XZ9-0487-000		2	CATCH, MAGNET		
31	FB4-7685-020		4	STOPPER, MANUAL		
32	FB4-7684-000		3	STOPPER, MANUAL		
35	WG8-5593-000		2	PHOTO INTERRUPTER TLP1242		
37	FB4-7706-000		4	SPRING, TORSION		
38	RS1-9025-010		38	SCREW, STEPPED, M3		
39	FS6-6649-000		4	SPRING, TORSION		
41	FB4-7692-000		1	LINK, SOLENOID, A		
42	FG6-2779-000		1	DELIVERY MOTOR ASSEMBLY		
44	FB5-9549-000		1	ROLLER, DELIVERY		
45	FS5-6650-000		2	FLANGE		
46	FL2-2554-000		1	GUIDE, DELIVERY, INTERMEDIATE		
47	FB4-7697-000		1	COVER, SENSOR		
48	FH7-5876-020		1	SOLENOID, DC24V		
49	FH6-1638-030		1	MOTOR, DC24V		
50	XF9-0359-000		1	BELT, TIMING		
51	FM2-2434-000		1	FEED REGIST. SENSOR PCB ASSY		

FIGURE & KEY NO.	PARTS NUMBER	R A N K	Q'TY	DESCRIPTION	SERIAL NUMBER/ REMARKS	S V C
52	FB5-9525-000		1	FLANGE		
53	WG8-5708-000		1	PHOTO-INTERRUPTER		
54	FS7-2676-000		1	SPRING, TENSION		
55	XA9-0922-000		4	SCREW, TP, M3X8		
501	XD2-1100-402		15	RETAINING RING (E-TYPE)		
502	XB1-2300-609		3	SCREW, MACHINE M3X6		
503	XB1-2300-409		10	SCREW, MACHINE M3X4		
504	XD3-1300-122		1	PIN, SPRING		
505	XD2-1100-502		7	RETAINING RING (E-TYPE)		
506	XB4-7300-609		2	SCREW, TAP, BINDING HEAD, M3X6		
507	XD2-2100-402		1	GRIP RING (D=4)		
508	XB1-2400-609		15	SCREW,NACH.,TRUSS HEAD,M4X6		
509	XD2-2100-802		2	GRIP RING (D=8)		
510	XD3-2200-082		1	PIN, PARALLEL		
511	XD2-1100-642		1	RING,E		

# FIGURE 164D FEEDER ASSEMBLY(iR7086)





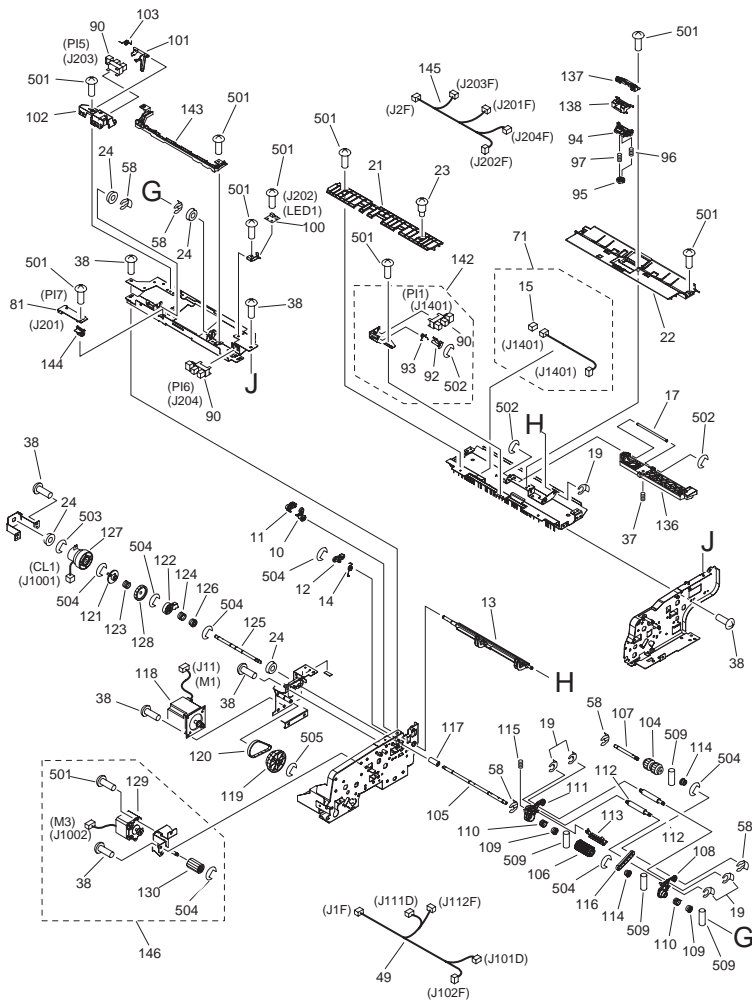


FIGURE & KEY NO.	PARTS NUMBER	R A N K	Q'TY	DESCRIPTION	SERIAL NUMBER/REMARKS	S V C
Fig.164D	FM2-0677-000		1	FEEDER ASSEMBLY		
1	FC5-2980-000		1	GUIDE, REVERSE		
2	FC5-2991-000		1	ARM, RELEASE		



FIGURE & KEY NO.	PARTS NUMBER	R A N K	Q'TY	DESCRIPTION	SERIAL NUMBER/ REMARKS	S V C
3	FC5-2992-000		1	ARM, RELEASE		
4	FC5-2994-000		1	ROLLER, REGISTRATION, 1		
5	FC5-2995-020		1	ROLLER, REGISTRATION, 2		
6	FC5-2996-020		1	ROLLER, PAPER DELIVERY		
7	FC5-2998-020		1	ROLLER, PAPER READ		
8	FC5-3008-000		1	KNOB, JAM CLEARING		
9	FC5-3010-000		1	ROLLER, PAPER FEEDER		
10	FC5-3144-000		1	LEVER, LOCK		
11	FC5-3145-000		1	LEVER, LOCK		
12	FC5-3146-000		1	LEVER, LOCK		
13	FC5-3147-000		1	SHUTTER, DOCUMENT		
14	FC5-3148-000		1	SPRING, TORSION		
15	VS1-7177-003		1	CONNECTOR, SNAP TIGHT, BK		
16	FC5-3154-000		1	LINK, PRESSURE RELEASE		
17	FC5-3177-020		1	SHAFT, PRESSURE RELEASE LINK		
18	FC5-3225-000		1	HINGE, LEFT		
19	FC5-4424-000		7	CLIP		
20	FL2-0730-000		1	LINK, PRESSURE RELEASE		
21	FL2-0731-000		1	GUIDE, REGISTRATION		
22	FL2-0732-000		1	GUIDE, SEPARATION LOWER		
23	FS1-9003-020		2	SCREW, STEPPED, M4		
24	FS2-1052-000		12	BUSHING, CU		
25	FS5-1605-000		10	BUSHING		
26	FU5-0331-000		1	GEAR, 18T		
27	FU5-0332-000		1	GEAR, 24T/PULLEY, 28T		
28	FU5-0333-000		1	PULLEY, 28T		
29	FU5-0334-000		1	GEAR, 24T		
30	FU5-0335-000		1	GEAR, 42T/24T		
31	FU5-0336-000		2	PULLEY, 30T		
32	FU5-0338-000		1	PULLEY, 30T		
33	FU5-0340-000		1	GEAR, 24T		
34	FU5-0346-000		1	GEAR, 22T		

FIGURE & KEY NO.	PARTS NUMBER	R A N K	Q'TY	DESCRIPTION	SERIAL NUMBER/ REMARKS	S V C
35	FU5-2247-000		1	SPRING, TENSION		
36	FU5-2248-000		1	SPRING, TENSION		
37	FU5-2249-000		1	SPRING, COMPRESSION		
38	XA9-1031-000		AR	SCREW, MACH. TRUSS HEAD, M4X6		
39	XF2-1108-040		1	BELT, TIMING		
40	XF2-1108-860		1	BELT, TIMING, COGGED		
41	XF9-0746-000		1	BELT, TIMING, COGGED		
42	XG9-0237-000		2	BALL BEARING, LNR-1680HHR		
43	FC5-3218-000		1	COVER, PAPER FEEDER FRAME		
44	FL2-0737-000		1	GUIDE, PAPER FEEDER, 1		
45	FL2-1301-000		1	GUIDE, PAPER FEEDER, 2		
46	FU5-0339-000		1	PULLEY, 23T		
47	XF9-0747-000		1	BELT, TIMING, COGGED		
49	FM2-1025-000		1	CABLE, MAIN SENSOR		
50	VS1-7176-002		1	CONNECTOR, SNAP TIGHT,BK		
51	FC5-2997-020		1	ROLLER, PAPER READ		
52	FC5-3000-020		1	ROLLER, PLATEN		
53	FC5-3002-000		1	SPRING, TORSION		
54	FC5-3004-000		1	GUIDE, PLATEN, 2		
55	FC5-3006-020		1	SHAFT, PLATEN ROLLER, 1		
56	FC5-3007-020		1	SHAFT, PLATEN ROLLER, 2		
57	FC5-3019-000		1	SPRING, TORSION		
58	FC5-4425-000		5	CLIP		
59	FL2-0753-000		1	GUIDE, PLATEN, 1		
60	FL2-0754-000		1	ARM, SWING BUSHING, FRONT		
61	FL2-1298-000		1	ARM, SWING BUSHING, REAR		
62	FU5-0341-000		1	PULLEY, 18T		
63	FU5-6078-000		8	ROLLER, PLATEN		
64	FC5-2987-020		1	SHAFT, PAPER READ ROLLER		
65	FC5-2988-000		9	RETAINER, ROLLER		
66	FC5-3021-000		3	SPRING, TORSION		
67	FC5-3024-020		5	SHAFT, PAPER FEEDER ROLLER		

FIGURE & KEY NO.	PARTS NUMBER	R A N K	Q'TY	DESCRIPTION	SERIAL NUMBER/ REMARKS	S V C
68	FC5-3026-000		2	SPRING, TORSION		
69	FL2-0741-000		5	HOLDER, PAPER FEEDER ROLLER		
70	FU5-6076-000		5	ROLLER, PAPER FEEDER		
71	FM2-1029-000		1	CABLE, REGISTRATION CONNECTING		
72	FC5-2989-000		4	HOLDER, PAPER DELIVERY ROLLER		
73	FC5-2990-030		1	SHAFT, PAPER DELIVERY ROLLER		
74	FC5-3022-000		4	SPRING, TORSION		
75	FU5-6077-000		4	ROLLER, PAPER DELIVERY		
76	FC5-2978-000		1	GUIDE, REFORM		
77	FC5-2979-000		1	DEFLECTOR, REVERSE		
78	FC5-3020-000		1	SPRING, TORSION		
79	FL2-0742-000		1	GUIDE, PAPER DELIVERY		
80	FU5-2240-000		1	SPRING, COMPRESSION		
81	FM2-1022-000		3	SENSOR PCB UNIT		
82	FC5-2975-000		1	GUIDE, PAPER FEEDER, 3		
83	FM2-1026-000		1	CABLE, PAPER FEEDER SENSOR		
84	FK2-0210-000		1	SOLENOID		
85	FC5-2967-000		1	CAM, READ ROLLER RELEASE		
86	FK2-0207-000		1	MOTOR, STEPPING, DC		
87	FU5-0329-000		1	GEAR, 31T		
88	FU5-0330-000		1	PULLEY, 40T/GEAR, 20T		
89	VS1-7177-004		1	CONNECTOR, SNAP TIGHT, BK		
90	WG8-5593-000		4	PHOTO INTERRUPTER TLP1242		
91	XF2-1106-540		1	BELT, TIMING, COGGED		
92	FC5-3149-000		1	FLAG, REGISTRATION SENSOR		
93	FC5-3150-000		1	SPRING, TORSION		
94	FL2-1302-000		1	HOLDER, SEPARATION PAD, 3		
95	FC5-3152-000		1	BLOCK, PRESSURE RELEASE		
96	FU5-2245-000		1	SPRING, COMPRESSION		
97	FU5-2251-000		1	SPRING, COMPRESSION		
98	FK2-0205-000		1	MOTOR, STEPPING, DC		
99	FU5-2237-000		2	SPRING, TENSION		

FIGURE & KEY NO.	PARTS NUMBER	R A N K	Q'TY	DESCRIPTION	SERIAL NUMBER/ REMARKS	S V C
100	FM2-1023-000		1	LED PCB UNIT		
101	FC5-3128-000		1	FLAG, EMPTY SENSOR		
102	FC5-3129-000		1	HOLDER, SENSOR		
103	FC5-3130-000		1	SPRING, TORSION		
104	FC3-0722-000		1	ROLLER, PICK-UP		
105	FC5-3114-000		1	SHAFT, SEPARATION ROLLER		
106	FC5-3115-000		1	ROLLER, SEPARATION		
107	FC5-3116-000		1	SHAFT, PICK-UP ARM		
108	FC5-3118-000		1	ARM, PICK-UP, FRONT		
109	FC5-3119-000		2	BUSHING		
110	FC5-3120-000		2	SPRING, CLUTCH		
111	FC5-3121-000		1	ARM, PICK-UP, REAR		
112	FC5-3124-020		2	SHAFT, PAPER PICK-UP WEIGHT		
113	FL2-1299-000		1	GUIDE, PAPER PICK-UP		
114	FU5-0343-000		2	PULLEY, 18T		
115	FU5-2244-000		1	SPRING, COMPRESSION		
116	XF2-1106-140		1	BELT, TIMING		
117	FC5-3163-000		1	JOINT		
118	FK2-0204-000		1	MOTOR, STEPPING, DC		
119	FU5-0344-000		1	PULLEY, 60T/GEAR, 60T		
120	XF2-1108-560		1	BELT, TIMING		
121	FC5-3165-000		1	JOINT		
122	FC5-3166-000		1	LEVER, SHUTTER		
123	FC5-3167-000		1	SPRING, CLUTCH		
124	FC5-3168-000		1	SPRING, CLUTCH		
125	FC5-3169-000		1	SHAFT, CLUTCH		
126	FC5-3170-000		1	BUSHING		
127	FK2-0209-000		1	CLUTCH, ELECTROMAGNETIC		
128	FU5-0345-000		1	GEAR, 40T		
129	FK2-0217-000		1	MOTOR, STEPPING, DC		
130	FU5-0328-000		1	GEAR, 24T		
131	FK2-0208-000		1	FAN		

FIGURE & KEY NO.	PARTS NUMBER	RANK	Q'TY	DESCRIPTION	SERIAL NUMBER/REMARKS	SVC
132	FC5-3009-020		1	SHAFT, PAPER FEEDER ROLLER		
133	FL2-0747-000		1	GUIDE, OPEN/CLOSE		
134	FU5-2238-000		2	SPRING, COMPRESSION		
135	FU5-6073-000		4	ROLLER, FEED		
136	FC5-3153-000		1	GUIDE, PRESSURE RELEASE		
137	FL2-0748-000		1	HOLDER, SEPARATION PAD, 2		
138	FL2-0749-000		1	HOLDER, SEPARATION PAD, 1		
139	FU5-6080-000		4	ROLLER		
140	FM2-1033-000		1	CABLE, RELEASE		
141	FM2-0685-000		1	SOLENOID UNIT		
142	FM2-0687-000		1	REGISTRATION SENSOR ASSEMBLY		
143	FC5-3126-000		1	GUIDE, CABLE		
144	FC5-3131-000		1	HOLDER, SEPARATION SENSOR		
145	FM2-1027-000		1	CABLE, PAPER PICK-UP		
146	FM2-0692-000		1	DELIVERY MOTOR ASSEMBLY		
147	FM2-0693-000		1	FAN ASSEMBLY		
148	FC5-3206-000		1	GUIDE, CABLE, FRONT		
149	FM2-0689-000		1	READER MOTOR ASSEMBLY		
501	XB1-2300-605		AR	SCREW, MACHINE M3X6		
502	XD2-1100-322		5	RETAINING RING (E-TYPE)		
503	XD2-1100-402		4	RETAINING RING (E-TYPE)		
504	XD2-1100-502		AR	RETAINING RING (E-TYPE)		
505	XD2-1100-642		AR	RING,E		
506	XB4-7300-805		2	SCREW, TP, BH3X8, S		
507	XD2-1100-242		1	WASHER, RETAINING		
508	XD3-2200-122		AR	PIN, DOWEL		
509	XD3-2200-102		4	PIN, PARALLEL		
510	XB1-1301-209		2	SCREW, MACHINE M3X12		
511	XB4-5400-805		2	SCREW,P,M4X8		
512	XB6-7300-605		6	SCREW, TP, M3X6 (S)		

# FIGURE 165 SEPARATION MOTOR ASSEMBLY

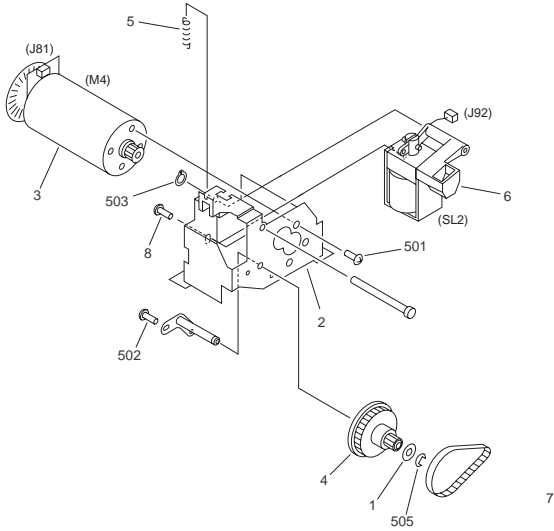


FIGURE & KEY NO.	PARTS NUMBER	RANK	Q'TY	DESCRIPTION	SERIAL NUMBER/REMARKS	SVC
Fig.165	FG6-7730-000		1	SEPARATION MOTOR ASSEMBLY		
1	FS5-6323-000		1	FLANGE		
2	FF6-1298-000		1	BRACKET, SEPARATION SHUTTER		
3	FH6-1637-040		1	MOTOR, DC24V		
4	FS5-3732-000		1	PULLEY, 18T/55T		
5	FS7-2675-000		1	SPRING, TENSION		
6	FH7-5874-020		1	SOLENOID, DC24V		
7	XF2-1607-150		1	BELT, TIMING, TOOTHED BELT		
8	XA9-1659-000		2	SCREW, M3X4		
501	XB1-2400-409		3	SCREW, MACH., TRUSS HEAD, M4X4		
502	XB1-2300-409		2	SCREW, MACHINE M3X4		
503	XD2-2100-402		1	GRIP RING (D=4)		
505	XD2-1100-402		1	RETAINING RING (E-TYPE)		

# FIGURE 166 BELT MOTOR ASSEMBLY

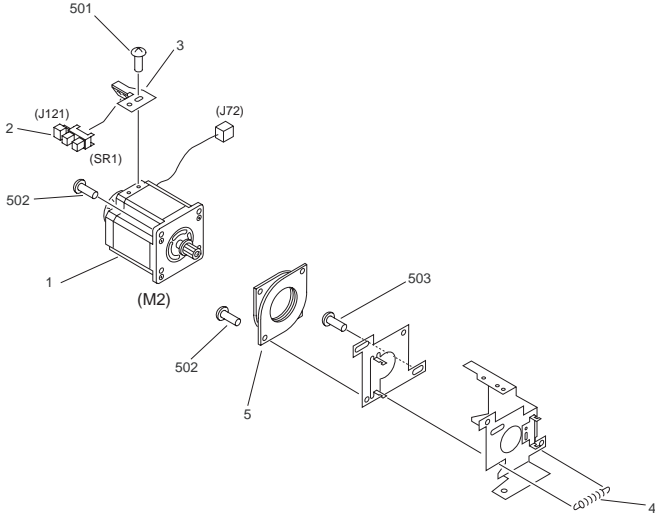
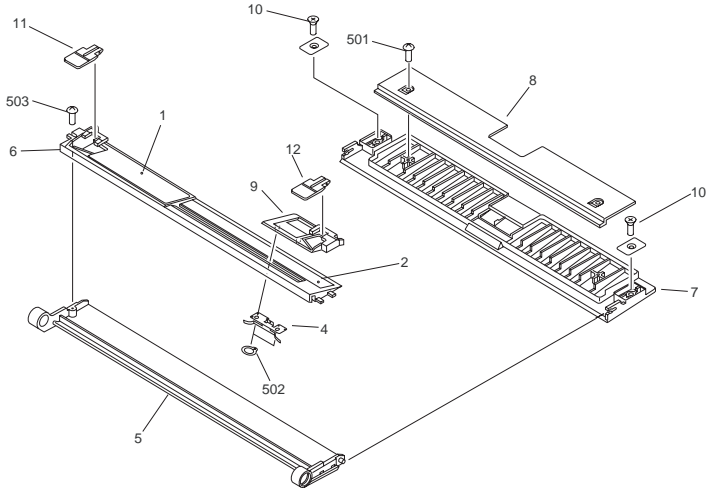


FIGURE & KEY NO.	PARTS NUMBER	RANK	Q'TY	DESCRIPTION	SERIAL NUMBER/REMARKS	SVC
Fig.166	NPN		RF	BELT MOTOR ASSEMBLY		
1	FK9-1196-000		1	MOTOR, STEPPING, DC		
2	WG8-5708-000		1	PHOTO-INTERRUPTER		
3	FB4-7767-020		1	MOUNT, SENSOR		
4	FS7-2023-000		2	SPRING, TENSION		
5	XH9-0111-000		1	DAMPER		
501	XB6-7300-409		1	SCREW, MACHINE, M3X4		
502	XB1-2400-809		4	SCREW, MACHINE M4X8		
503	XB6-7400-609		2	SCREW, MACHINE M4X6		

# FIGURE 167 FEEDER TRAY ASSEMBLY



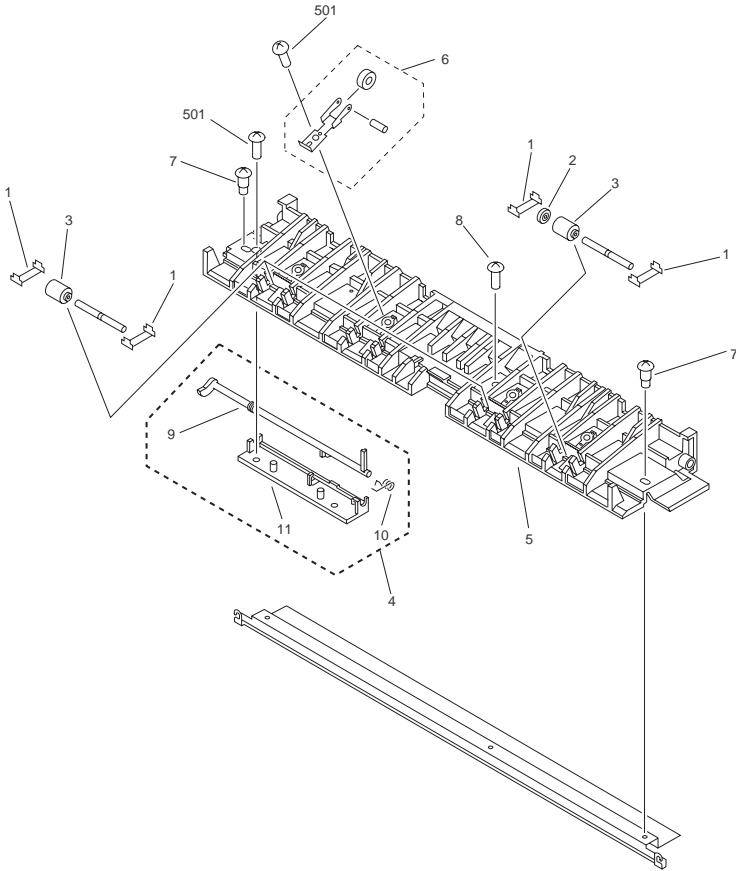
NOTE : This assembly is included in the assembly shown in Figure 164.  
注 : このユニットはFigure 164のユニットに含まれます。

FIGURE & KEY NO.	PARTS NUMBER	RANK	Q'TY	DESCRIPTION	SERIAL NUMBER/REMARKS	SVC
Fig.167	FM2-2412-000		1	FEEDER TRAY ASSEMBLY		
1	FB4-8046-020		1	LABEL, SET	iR7086N 100V iR7105i 200V iR7095i 200V	
1	FB4-8047-040		1	LABEL, SET	iR7105 208V UL iR7095 208V UL iR7105 230V A/B iR7095 230V A/B iR7095 220V CN iR7105 230V GB iR7095 230V GB iR7105 220V CN iR7105 230V AU iR7095 230V AU iR7105 230V EUR iR7095 230V EUR	
2	FB4-8048-010		1	LABEL, SIZE	iR7086N 100V iR7105i 200V iR7095i 200V	
2	FB4-8049-010		1	LABEL, SIZE	iR7105 208V UL iR7095 208V UL	
2	FC5-3051-000		1	LABEL, SIZE	iR7086 208V UL	
2	FC6-0995-000		1	LABEL, SIZE	iR7105 230V A/B iR7095 230V A/B iR7095 220V CN iR7105 220V CN iR7105 230V AU iR7095 230V AU	
2	FB4-8050-010		1	LABEL, SIZE	iR7105 230V GB iR7095 230V GB iR7105 230V EUR iR7095 230V EUR	
2	FC5-3052-000		1	LABEL, SIZE	iR7086 230V GB iR7086 230V EUR	



FIGURE & KEY NO.	PARTS NUMBER	R A N K	Q'TY	DESCRIPTION	SERIAL NUMBER/ REMARKS	S V C
2	FC5-3062-000		1	LABEL, SIZE	IR7086 230V AU	
4	FB4-8074-000		1	SPRING, LEAF		
5	FC6-0951-000		1	TRAY, FEEDER, 1		
6	FC6-0952-000		1	TRAY, FEEDER, 2		
7	FC6-0953-000		1	TRAY, FEEDER, 3		
8	FC6-0954-000		1	TRAY, FEEDER, 4		
9	FC6-0955-000		1	GUIDE, FEEDER SLIDE		
10	XA9-1271-000		2	SCREW, TAPPING, C.S. HEAD, M3X5.8		
11	FC6-0957-000		1	GUIDE, FEEDER		
12	FC6-0956-000		1	GUIDE, FEEDER		
501	XB4-7300-606		2	SCREW, TAP, BINDING HEAD, M3X6		
502	XD2-2100-302		2	GRIP RING MD3 (SUS)		
503	XB4-7300-806		1	SCREW, TAP, BINDING HEAD, M3X8		

# FIGURE 168 DELIVERY LOWER GUIDE ASSEMBLY



NOTE : This assembly is included in the assembly shown in Figure 164.  
注 : このユニットはFigure 164のユニットに含まれます。

FIGURE & KEY NO.	PARTS NUMBER	RANK	Q'TY	DESCRIPTION	SERIAL NUMBER/REMARKS	SVC
Fig.168	FM2-2411-000		1	DELIVERY LOWER GUIDE ASSEMBLY		
1	FB4-7687-000		8	SPRING, LEAF		
2	FS5-6651-000		1	ROLLER		
3	FC2-1302-000		4	ROLLER		

FIGURE & KEY NO.	PARTS NUMBER	RANK	Q'TY	DESCRIPTION	SERIAL NUMBER/REMARKS	SVC
4	FG6-2786-000		1	PAPER DELIVERY SENSOR ASSEMBLY		
5	FL2-2552-000		1	GUIDE, PAPER DELIVERY, LOWER		
6	FF5-8114-000		4	ROLLER		
7	FS2-9475-000		2	SCREW, STEPPED, M3X3.2		
8	FS5-9439-000		1	SCREW,MACH.,TRUSS HEAD,M3X4		
9	FB4-7689-020		1	FLAG, DELIVERY SENSOR		
10	FB4-7733-000		1	SPRING, TORSION		
11	FB4-7734-000		1	HOLDER, DELIVERY SENSOR		
501	XB4-7300-809		6	SCREW, TAP, BINDING HEAD, M3X8		

# FIGURE 190 SEPARATION FIXING FAN ASS'Y

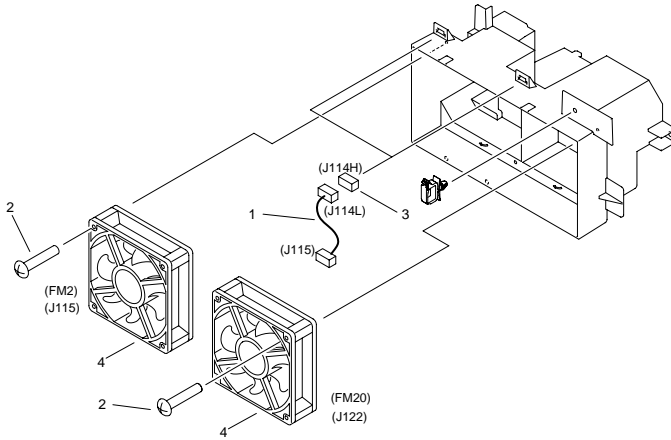


FIGURE & KEY NO.	PARTS NUMBER	RANK	Q'TY	DESCRIPTION	SERIAL NUMBER/REMARKS	SVC
Fig.190	FG6-8576-000		1	SEPARATION FIXING FAN ASS'Y		
1	FG6-6887-000		2	CABLE, FAN CONNECT		
2	XA9-0189-000		4	SCREW		
3	VS1-7177-003		1	CONNECTOR, SNAP TIGHT, BK		
4	FH6-1545-030		2	FAN, COOLING		

# FIGURE 194 PRI. POLYGON LASER FAN ASS'Y

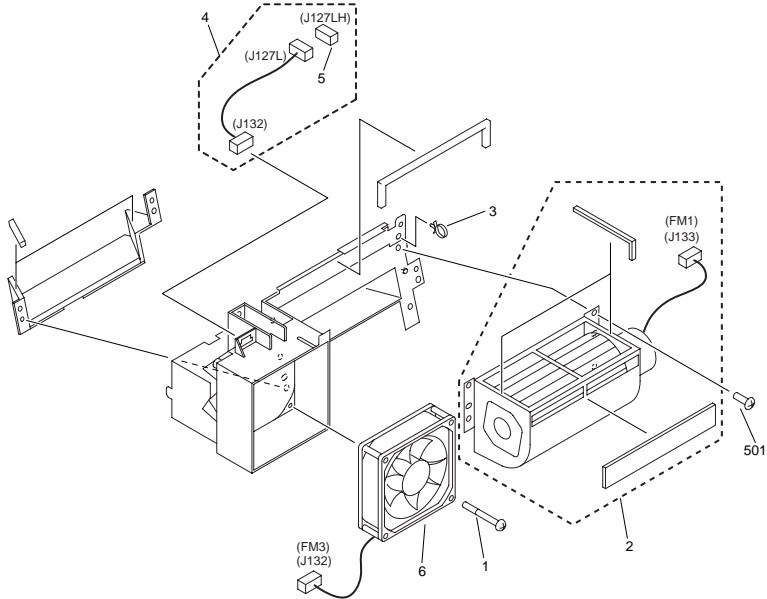


FIGURE & KEY NO.	PARTS NUMBER	RANK	Q'TY	DESCRIPTION	SERIAL NUMBER/REMARKS	SVC
Fig.194	FG6-7999-000		1	PRI. POLYGON LASER FAN ASS'Y		
1	FC1-6853-020			SCREW, M4X35		
2	FF6-1502-000		1	FAN, PRIMARY POLYGON		
3	WT2-5565-000		1	CLAMP, CABLE		
4	FG6-8622-020		1	CABLE, PRI. CORONA FAN CONNECT		
5	VS1-7177-003		1	CONNECTOR, SNAP TIGHT, BK		
6	FH6-1546-020		1	FAN, COOLING		
501	XB4-5400-805		6	SCREW,P,M4X8		

# FIGURE 195 DRUM FAN STAY ASSEMBLY

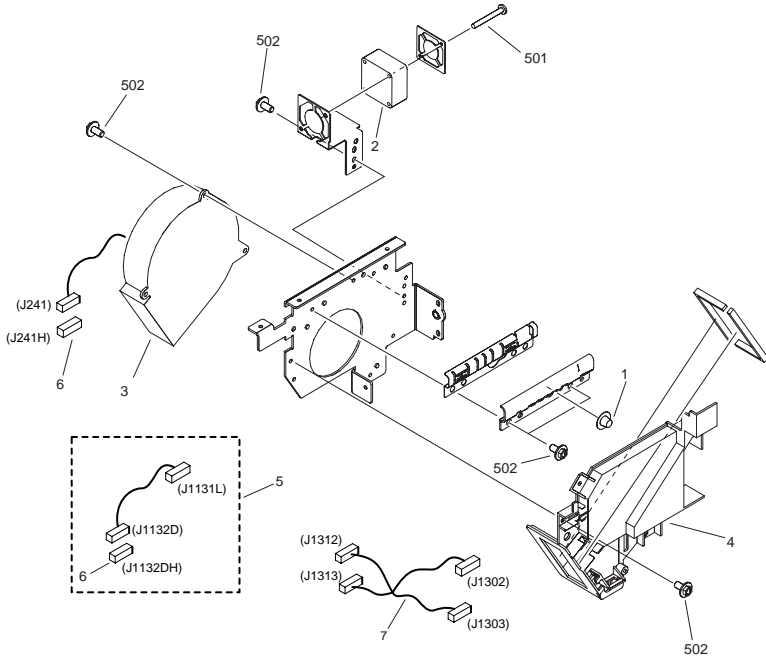


FIGURE & KEY NO.	PARTS NUMBER	RANK	Q'TY	DESCRIPTION	SERIAL NUMBER/REMARKS	SVC
Fig.195	FM2-4104-000		1	DRUM FAN STAY ASSEMBLY		
1	FA9-3684-000		1	CUP		
2	FH6-1547-020		1	FAN, COOLING		
3	FH6-1550-030		1	FAN, INTAKE		
4	FL2-3492-000		1	DUCT, DRUM FAN		
5	FM2-5099-000		1	CABLE, EXHAUST FAN CONNECT		
6	VS1-7177-003		2	CONNECTOR, SNAP TIGHT, BK		
7	FM2-5100-000		1	LASER DRIVER CABLE UNIT		
501	XB1-2302-507		2	SCREW, MACH, TRUSS HEAD, M3X25		
502	XB3-6400-805		9	SCREW,RS,M4X8		

# FIGURE 210 READER ASSEMBLY

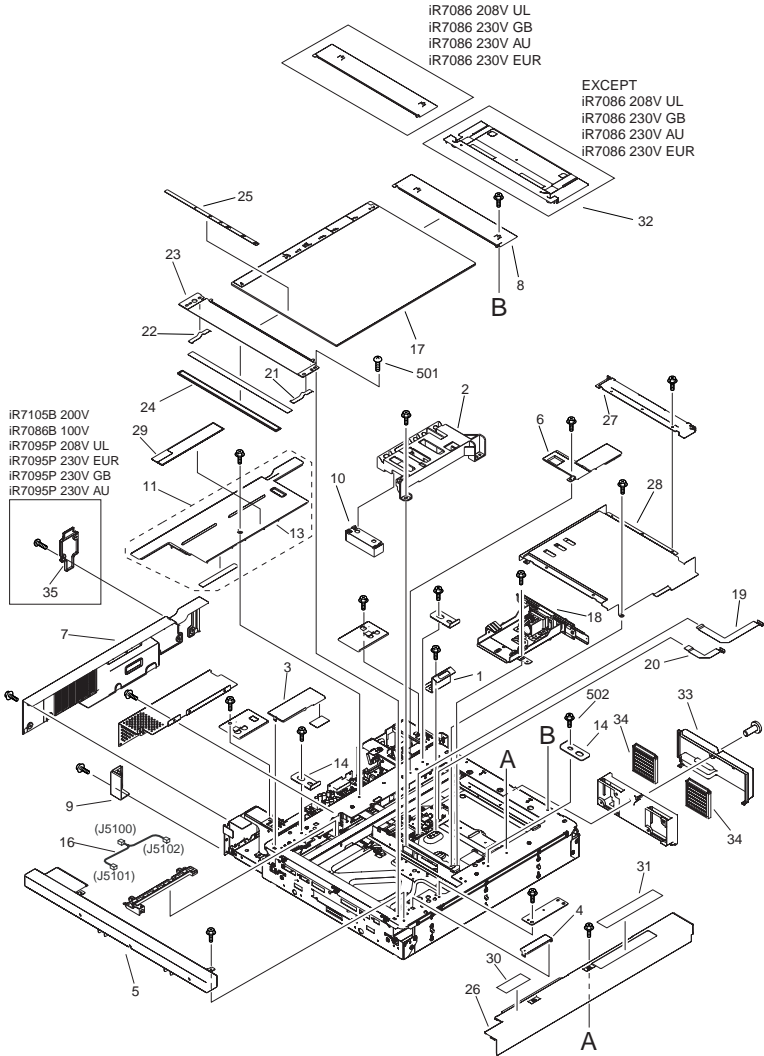


FIGURE & KEY NO.	PARTS NUMBER	RANK	QTY	DESCRIPTION	SERIAL NUMBER/REMARKS	SVC
Fig.210	NPN		RF	READER ASSEMBLY		
1	FB4-0726-000		2	SPRING, LEAF		
2	FC6-4600-000		1	MOUNT, LENGTH SIZE SENSOR		

FIGURE & KEY NO.	PARTS NUMBER	RANK	Q'TY	DESCRIPTION	SERIAL NUMBER/REMARKS	SVC
3	FC6-5133-000		1	COVER, SMALL		
4	FC6-5134-000		1	COVER, SMALL		
5	FC6-5135-000		1	COVER, LEFT	iR7086N 100V iR7105i 200V iR7095i 200V iR7105 208V UL iR7095 208V UL iR7105 230V A/B iR7095 230V A/B iR7095 220V CN iR7105 230V GB iR7095 230V GB iR7105 220V CN iR7105 230V AU iR7095 230V AU iR7105 230V EUR iR7095 230V EUR	
5	FC6-5741-000		1	COVER, LEFT	iR7086	
6	FC6-5142-000		1	COVER, SMALL		
7	FC6-5143-000		1	COVER, REAR	iR7086N 100V iR7105i 200V iR7095i 200V iR7105 208V UL iR7095 208V UL iR7105 230V A/B iR7095 230V A/B iR7095 220V CN iR7105 230V GB iR7095 230V GB iR7105 220V CN iR7105 230V AU iR7095 230V AU iR7105 230V EUR iR7095 230V EUR	
7	FL2-3151-000		1	COVER, REAR	iR7086	
8	FC6-5144-000		1	RETAINER, GLASS, RIGHT		
9	FC6-7123-000		1	COVER, REAR LOWER, LEFT		
10	FK2-0238-000		1	DOCUMENT SIZE SENSOR UNIT		
11	FL2-3421-000		1	COVER, REAR UPPER		
13	FC6-5141-000		1	COVER, REAR UPPER		
14	FL2-3424-000		3	PLATE, GLASS POSITIONING		
16	FM2-1106-000		1	CABLE, HEATER CONNECTING		
17	FM2-3937-000		1	GLASS, COPYBOARD		
18	FM2-4742-000		1	CCD ASSEMBLY	iR7086N 100V iR7105i 200V iR7095i 200V iR7105 208V UL iR7095 208V UL iR7105 230V A/B iR7095 230V A/B iR7095 220V CN iR7105 230V GB iR7095 230V GB iR7105 220V CN iR7105 230V AU iR7095 230V AU iR7105 230V EUR iR7095 230V EUR	
18	FM2-3158-000		1	CCD ASSEMBLY	iR7086	



FIGURE & KEY NO.	PARTS NUMBER	RANK	Q'TY	DESCRIPTION	SERIAL NUMBER/REMARKS	SVC
19	FK2-1256-000		1	CABLE, FLAT, 1	iR7086N 100V iR7105i 200V iR7095i 200V iR7105 208V UL iR7095 208V UL iR7105 230V A/B iR7095 230V A/B iR7095 220V CN iR7105 230V GB iR7095 230V GB iR7105 220V CN iR7105 230V AU iR7095 230V AU iR7105 230V EUR iR7095 230V EUR	
19	FK2-0637-000		1	CABLE, FLAT, 1	iR7086	
20	FK2-1257-000		1	CABLE, FLAT, 2	iR7086N 100V iR7105i 200V iR7095i 200V iR7105 208V UL iR7095 208V UL iR7105 230V A/B iR7095 230V A/B iR7095 220V CN iR7105 230V GB iR7095 230V GB iR7105 220V CN iR7105 230V AU iR7095 230V AU iR7105 230V EUR iR7095 230V EUR	
20	FK2-0638-000		1	CABLE, FLAT, 2	iR7086	
21	FC6-5138-000		1	RETAINER, GLASS, FRONT		
22	FC6-5139-000		1	RETAINER, GLASS, REAR		
23	FL2-3849-000		1	RETAINER, GLASS, LEFT		
24	FN7-4057-000		1	MIRROR, 3		
25	FU5-8636-000		1	PLATE, SIZE INDEX		
26	FL2-3422-000		1	COVER, FRONT	iR7086N 100V iR7105i 200V iR7095i 200V iR7105 208V UL iR7095 208V UL iR7105 230V A/B iR7095 230V A/B iR7095 220V CN iR7105 230V GB iR7095 230V GB iR7105 220V CN iR7105 230V AU iR7095 230V AU iR7105 230V EUR iR7095 230V EUR	
26	FL2-3149-000		1	COVER, FRONT	iR7086	
27	FC6-7119-000		1	HOOD, LIGHT-BLOCKING		
28	FL2-3846-000		1	HOOD, LIGHT-BLOCKING	iR7086N 100V iR7105i 200V iR7095i 200V iR7105 208V UL iR7095 208V UL iR7105 230V A/B iR7095 230V A/B iR7095 220V CN iR7105 230V GB iR7095 230V GB iR7105 220V CN iR7105 230V AU iR7095 230V AU iR7105 230V EUR iR7095 230V EUR	
28	FL2-3750-000		1	HOOD, LIGHT-BLOCKING	iR7086	

FIGURE & KEY NO.	PARTS NUMBER	RANK	Q'TY	DESCRIPTION	SERIAL NUMBER/REMARKS	SVC
29	FU5-8643-000		1	LABEL, CLEANING INSTRUCTION	iR7086N 100V iR7105i 200V iR7095i 200V	
29	FU5-8644-000		1	LABEL, CLEANING INSTRUCTION	iR7105 208V UL iR7095 208V UL	
29	FU5-8645-000		1	LABEL, CLEANING INSTRUCTION	iR7105 208V UL iR7095 208V UL iR7105 230V A/B iR7095 230V A/B	
29	FU5-8646-000		1	LABEL, CLEANING INSTRUCTION	iR7105 208V UL,iR7095 208V UL iR7105 230V A/B iR7095 230V A/B iR7105 230V GB iR7095 230V GB iR7105 230V AU iR7095 230V AU iR7105 230V EUR iR7095 230V EUR	
29	FU5-8647-000		1	LABEL, CLEANING INSTRUCTION	iR7105 208V UL iR7095 208V UL iR7105 230V EUR iR7095 230V EUR	
29	FU5-8648-000		1	LABEL, CLEANING INSTRUCTION	iR7105 230V EUR iR7095 230V EUR	
29	FU5-8649-000		1	LABEL, CLEANING INSTRUCTION	iR7105 230V EUR iR7095 230V EUR	
29	FU5-8650-000		1	LABEL, CLEANING INSTRUCTION	iR7105 230V A/B iR7095 230V A/B iR7095 220V CN iR7105 220V CN	
29	FU5-8651-000		1	LABEL, CLEANING INSTRUCTION	iR7105 230V A/B iR7095 230V A/B	
29	FU5-8652-000		1	LABEL, CLEANING INSTRUCTION	iR7105 230V A/B iR7095 230V A/B	
30	FU5-8890-000		1	LABEL, LAMP CAUTION	iR7086N 100V iR7105i 200V iR7095i 200V	
30	FU5-8891-000		1	LABEL, LAMP CAUTION	iR7105 208V UL iR7095 208V UL	
30	FU5-8892-000		1	LABEL, LAMP CAUTION	iR7105 208V UL iR7095 208V UL iR7105 230V A/B iR7095 230V A/B	
30	FU5-8893-000		1	LABEL, LAMP CAUTION	iR7105 208V UL,iR7095 208V UL iR7105 230V A/B iR7095 230V A/B iR7105 230V GB iR7095 230V GB iR7105 230V AU iR7095 230V AU iR7105 230V EUR iR7095 230V EUR	
30	FU5-8894-000		1	LABEL, LAMP CAUTION	iR7105 208V UL iR7095 208V UL iR7105 230V EUR iR7095 230V EUR	
30	FU5-8895-000		1	LABEL, LAMP CAUTION	iR7105 230V EUR iR7095 230V EUR	

FIGURE & KEY NO.	PARTS NUMBER	R A N K	Q'TY	DESCRIPTION	SERIAL NUMBER/ REMARKS	S V C
30	FU5-8896-000		1	LABEL, LAMP CAUTION	iR7105 230V EUR iR7095 230V EUR	
30	FU5-8897-000		1	LABEL, LAMP CAUTION	iR7105 230V A/B iR7095 230V A/B iR7095 220V CN iR7105 220V CN	
30	FU5-8898-000		1	LABEL, LAMP CAUTION	iR7105 230V A/B iR7095 230V A/B	
30	FU5-8899-000		1	LABEL, LAMP CAUTION	iR7105 230V A/B iR7095 230V A/B	
31	FU5-8980-000		1	LABEL, DUMMY	iR7086N 100V iR7105i 200V iR7095i 200V iR7105 208V UL iR7095 208V UL iR7105 230V A/B iR7095 230V A/B iR7095 220V CN iR7105 230V GB iR7095 230V GB iR7105 220V CN iR7105 230V AU iR7095 230V AU iR7105 230V EUR iR7095 230V EUR	
32	FC6-5145-000		1	COVER, RIGHT UPPER	EXCEPT iR7086	
32	FL2-3162-000		1	COVER, RIGHT UPPER	iR7086	
33	FL2-3845-000		1	FAN		
34	FL2-3848-000		2	FILTER, AIR		
35	FC7-0213-000		1	COVER, BLANKING	iR7086B,iR7095P	
36	FC5-2934-000		1	COVER, FILTER	iR7086	
37	FL2-0644-000		1	FILTER, AIR	iR7086	
38	FC6-4591-000		1	COVER, LEFT UPPER	iR7086	
39	FC6-4609-000		1	SPRING, GROUNDING	iR7086	
40	FL2-3148-000		1	MOUNT,JUMP	iR7086	
41	FC5-2792-000		1	PLATE, GLASS SUPPORT	iR7086	
42	FL2-3159-000		1	GLASS, READER	iR7086	
43	FL2-5188-000		1	LABEL, SERVICE	iR7086	
501	XB1-2400-505		4	SCREW, BH4X5 (S)		

# FIGURE 211 READER FRAME ASSEMBLY

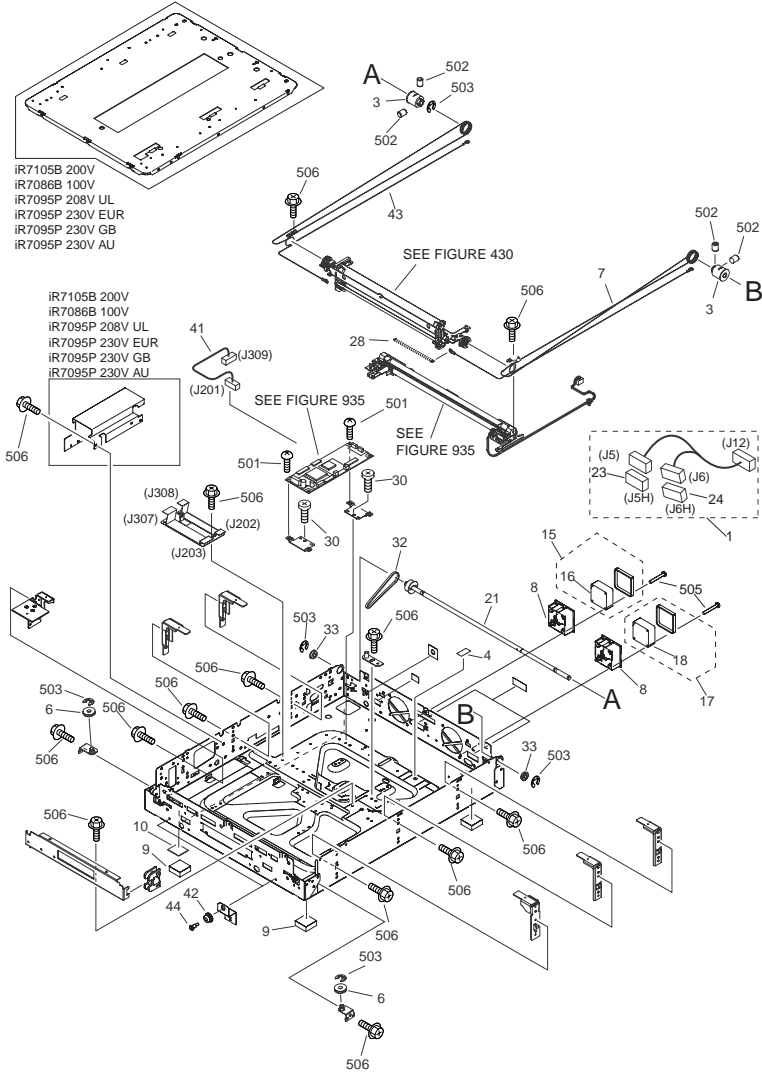




FIGURE & KEY NO.	PARTS NUMBER	R A N K	Q'TY	DESCRIPTION	SERIAL NUMBER/ REMARKS	S V C
4	FB6-4303-000		1	LABEL, 'WARNING, HIGH VOLTAGE'		
5	FC5-2834-000		1	GUIDE, CABLE		
6	FC6-4003-000		2	PULLEY		
7	FC6-4598-000		1	WIRE, FRONT		
8	FC6-5153-000		1	HOLDER, FAN		
9	FC6-5156-000		4	DAMPER	EXCEPT iR7086	
9	FC6-5738-000		4	DAMPER	iR7086	
10	FC6-7122-000		2	SPACER		
11	FK2-0149-000		4	PHOTO-INTERRUPTER, TLP1253(C6)		
12	FK2-0234-000		1	CABLE, FLAT		
13	FK2-1182-000		1	MOTOR, STEPPING, DC	iR7086N 100V iR7105i 200V iR7095i 200V iR7105 208V UL iR7095 208V UL iR7105 230V A/B iR7095 230V A/B iR7095 220V CN iR7105 230V GB iR7095 230V GB iR7105 220V CN iR7105 230V AU iR7095 230V AU iR7105 230V EUR iR7095 230V EUR	
13	FK2-0635-000		1	MOTOR, STEPPING, DC	iR7086	
14	FU5-9371-000		1	SCREW, FIXED	iR7086N 100V iR7105i 200V iR7095i 200V iR7105 208V UL iR7095 208V UL iR7105 230V A/B iR7095 230V A/B iR7095 220V CN iR7105 230V GB iR7095 230V GB iR7105 220V CN iR7105 230V AU iR7095 230V AU iR7105 230V EUR iR7095 230V EUR	
14	FS5-9773-030		1	SCREW, MIRROR FIXED	iR7086	
15	FL2-3426-000		1	FAN, REAR		
16	FK2-1189-000		1	FAN		
17	FL2-3427-000		1	FAN, FRONT		
18	FK2-1188-000		1	FAN		
19	FM2-3931-000		1	CABLE, LID		

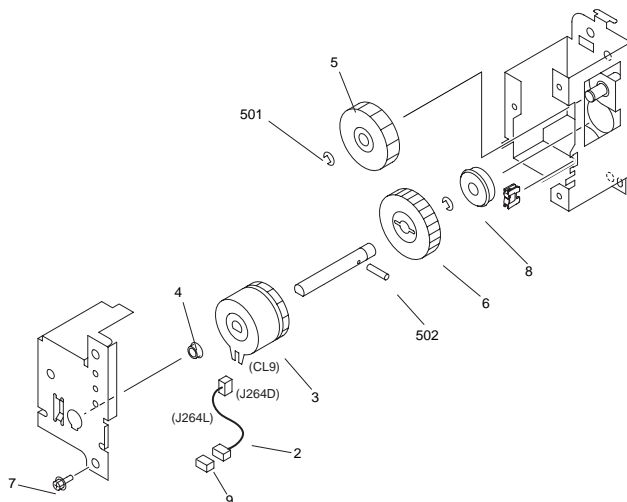
FIGURE & KEY NO.	PARTS NUMBER	RANK	Q'TY	DESCRIPTION	SERIAL NUMBER/REMARKS	SVC
20	FM2-4823-000		1	CABLE, READER POWER SUPPLY, L	iR7086N 100V iR7105i 200V iR7095i 200V iR7105 208V UL iR7095 208V UL iR7105 230V A/B iR7095 230V A/B iR7095 220V CN iR7105 230V GB iR7095 230V GB iR7105 220V CN iR7105 230V AU iR7095 230V AU iR7105 230V EUR iR7095 230V EUR	
20	FM2-5642-000		1	CABLE, READER POWER SUPPLY, L	iR7086	
21	FL2-3153-000		1	SHAFT, DRIVE		
22	FM2-3924-000		1	HP SENSOR ASSEMBLY	iR7086N 100V iR7105i 200V iR7095i 200V iR7105 208V UL iR7095 208V UL iR7105 230V A/B iR7095 230V A/B iR7095 220V CN iR7105 230V GB iR7095 230V GB iR7105 220V CN iR7105 230V AU iR7095 230V AU iR7105 230V EUR iR7095 230V EUR	
22	FM2-0614-000		1	HP SENSOR ASSEMBLY	iR7086	
23	VS1-7177-003		1	CONNECTOR, SNAP TIGHT, BK		
24	VS1-7177-004		1	CONNECTOR, SNAP TIGHT, BK		
25	FM2-4826-000		1	CABLE, FAN CONNECTING		
26	VS1-7177-006		1	CONNECTOR, SNAP TIGHT, BK		
27	FS5-9772-020		3	SCREW, HEIGHT ADJUSTING		
28	FU5-2284-000		1	SPRING, TENSION		
29	FU6-2137-000		2	SPRING		
30	XA9-1415-000		2	SCREW, FLAT HEAD, M4		
31	XA9-1521-000		7	SCREW,RS,M3X6		
32	XF2-4610-840		1	BELT, TIMING		
33	XG9-0508-000		2	BEARING, BALL, F688ZZ		
34	FM2-3930-000		1	CABLE, SENSOR, HP		
35	FM2-4824-000		1	CABLE, LATTICE CONNECTOR	iR7086N 100V iR7105i 200V iR7095i 200V iR7105 208V UL iR7095 208V UL iR7105 230V A/B iR7095 230V A/B iR7095 220V CN iR7105 230V GB iR7095 230V GB iR7105 220V CN iR7105 230V AU iR7095 230V AU iR7105 230V EUR iR7095 230V EUR	

FIGURE & KEY NO.	PARTS NUMBER	RANK	Q'TY	DESCRIPTION	SERIAL NUMBER/REMARKS	SVC
35	FM2-3622-000		1	CABLE, LATTICE CONNECTOR	iR7086	
36	FM2-3925-000		1	OPEN/CLOSE DETECT ASSEMBLY		
37	FC6-5117-000		1	LEVER, SENSOR, 1		
38	FC6-5118-000		1	LEVER, SENSOR, 2		
39	FU5-9370-000		1	SCREW, STEPPED, M4	iR7086N 100V iR7105i 200V iR7095i 200V iR7105 208V UL iR7095 208V UL iR7105 230V A/B iR7095 230V A/B iR7095 220V CN iR7105 230V GB iR7095 230V GB iR7105 220V CN iR7105 230V AU iR7095 230V AU iR7105 230V EUR iR7095 230V EUR	
39	FS5-9227-020		2	SCREW, STEPPED, M4	iR7086	
40	FU6-2363-000		1	SPRING, TORSION	iR7086N 100V iR7105i 200V iR7095i 200V iR7105 208V UL iR7095 208V UL iR7105 230V A/B iR7095 230V A/B iR7095 220V CN iR7105 230V GB iR7095 230V GB iR7105 220V CN iR7105 230V AU iR7095 230V AU iR7105 230V EUR iR7095 230V EUR	
40	FB5-3636-000		1	SPRING, TORSION	iR7086	
41	FM2-3929-000		1	CABLE, READER CONTROLLER POWER	iR7086N 100V iR7105i 200V iR7095i 200V iR7105 208V UL iR7095 208V UL iR7105 230V A/B iR7095 230V A/B iR7095 220V CN iR7105 230V GB iR7095 230V GB iR7105 220V CN iR7105 230V AU iR7095 230V AU iR7105 230V EUR iR7095 230V EUR	
41	FM2-1104-000		1	CABLE, READER CONTROLLER POWER	iR7086	
42	FB2-6310-000		4	BUSH, RUBBER		
43	FC6-4599-000		1	WIRE, RIGHT		
44	FS5-9215-000		2	SCREW, STEPPED		
45	FM2-1105-000		1	CABLE, SENSOR	iR7086	
46	FL2-3158-000		2	PLATE, GLASS SUPPORT	iR7086	



FIGURE & KEY NO.	PARTS NUMBER	R A N K	Q'TY	DESCRIPTION	SERIAL NUMBER/ REMARKS	S V C
47	FL2-3847-000		1	CABLE,FLEXIBLE FLAT	iR7086N 100V iR7105i 200V iR7095i 200V iR7105 208V UL iR7095 208V UL iR7105 230V A/B iR7095 230V A/B iR7095 220V CN iR7105 230V GB iR7095 230V GB iR7105 220V CN iR7105 230V AU iR7095 230V AU iR7105 230V EUR iR7095 230V EUR	
47	FL2-3161-000		1	CABLE,FLEXIBLE FLAT	iR7086	
48	FB5-3636-000		1	SPRING, TORSION	iR7086	
49	FC5-2882-000		1	LEVER, SENSOR	iR7086	
50	FM2-3168-000		1	SCANNER COOLING FAN ASSEMBLY	iR7086	
51	FK2-0636-000		1	FAN	iR7086	
501	XB1-2400-607		19	SCREW, CROSS-RECESS, FCH		
502	XB6-2400-508		4	SETSCREW, HEX SKT. M4X5		
503	XD2-1100-642		6	RING,E		
504	XB1-2300-606		4	SCREW, MACHINE M3X6		
505	XB1-2403-005		4	SCREW, BH4X30 (S)		
506	XB3-6400-805		AR	SCREW,RS,M4X8		
507	XB1-2260-806		2	SCREW, MACH. TRUSS HEAD M2.6X8		

# FIGURE 230 VERTICAL PATH DRIVE ASSEMBLY



NOTE : This assembly does not include the part shown with key No. 9.  
注 : このユニットにKey No. 9の部品は含まれません。

FIGURE & KEY NO.	PARTS NUMBER	RANK	Q'TY	DESCRIPTION	SERIAL NUMBER/REMARKS	SVC
Fig.230	FG6-8577-030		1	VERTICAL PATH DRIVE ASSEMBLY		
2	FG6-8623-000		1	CABLE, CLUTCH		
3	FH6-5043-020		1	CLUTCH, ELECTROMAGNETIC		
4	FS1-1189-000		1	BUSHING, ABS		
5	FS3-0165-000		1	GEAR, 40T		
6	FS5-0398-000		1	GEAR, 40T		
7	XA9-0628-000		3	SCREW,RS,M4X8		
8	XG9-0249-000		1	BALL BEARING,608ZZ1NR*MC3ED4ML		
9	VS1-7177-000		1	CONNECTOR, SNAP TIGHT, BK		
501	XD2-1100-642		2	RING,E		
502	XD3-2200-162		1	PIN, PARALLEL		

# FIGURE 231 LIFTER DRIVE ASSEMBLY

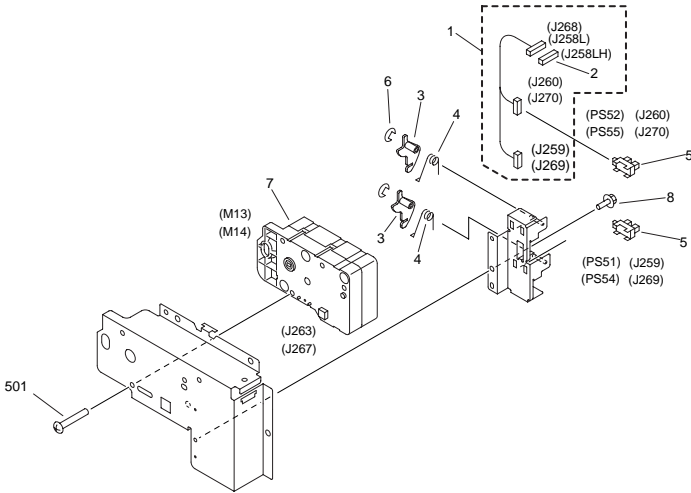


FIGURE & KEY NO.	PARTS NUMBER	RANK	QTY	DESCRIPTION	SERIAL NUMBER/REMARKS	SVC
Fig.231	FG6-2243-000		2	LIFTER DRIVE ASSEMBLY		
1	FG6-1888-020		1	CABLE, DECK SENSOR		
2	VS1-7177-006		1	CONNECTOR, SNAP TIGHT, BK		
3	FB2-9248-000		2	ARM, PAPER SENSOR		
4	FB5-0553-000		2	SPRING, TORSION		
5	FK2-0149-000		2	PHOTO-INTERRUPTER, TLP1253(C6)		
6	XD9-0133-000		2	RING, E		
7	FK2-0017-010		1	MOTOR, DC		
8	XA9-0628-000		1	SCREW,RS,M4X8		
501	XB4-7401-609		3	SCREW, TAPPING, TRUSS HEAD, M4		

# FIGURE 250 MAIN DRIVE ASSEMBLY

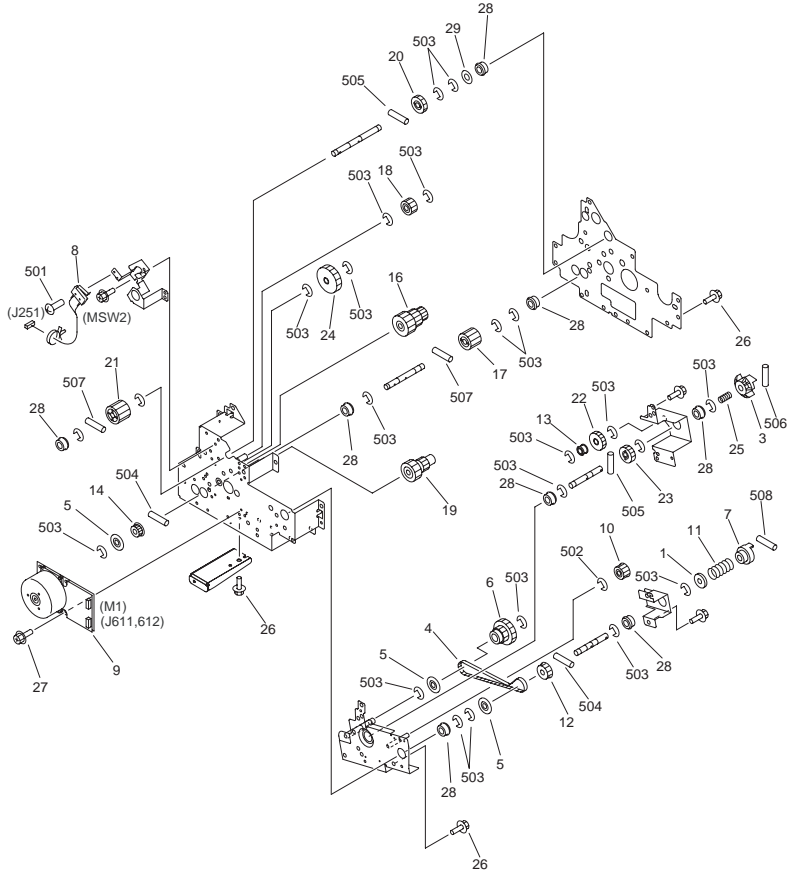


FIGURE & KEY NO.	PARTS NUMBER	RANK	QTY	DESCRIPTION	SERIAL NUMBER/REMARKS	SVC
Fig.250	FM2-4089-000		1	MAIN DRIVE ASSEMBLY		
1	FA6-8304-000		1	WASHER,SPRING		
3	FB2-1047-000		1	COUPLING, INPUT		
4	FB4-1766-000		1	BELT, TIMING		
5	FB4-1806-000		3	FLANGE		
6	FB5-6895-000		1	GEAR, 38T/36T/PULLY, 22T		
7	FB6-0581-000		1	COUPLING		
8	FM2-5094-000		1	CABLE, WASTE TONER DETECT		

FIGURE & KEY NO.	PARTS NUMBER	R A N K	Q'TY	DESCRIPTION	SERIAL NUMBER/ REMARKS	S V C
9	FH6-1935-020		1	MOTOR, BRUSHLESS		
10	FS2-3495-000		1	PULLEY		
11	FS5-2978-000		1	SPRING, COMPRESSION		
12	FS5-3609-000		1	PULLEY, 22T		
13	FS5-3612-000		1	PULLEY		
14	FS5-3890-000		1	PULLEY, 18T		
15	FS5-6487-000		1	WASHER		
16	FS7-0012-000		1	GEAR, 50T/24T/18T		
17	FS7-0014-000		1	GEAR, 24T		
18	FS7-0016-000		1	GEAR, 20T		
19	FS7-0017-000		1	GEAR, 18T/27T		
20	FS7-0018-000		1	GEAR, 24T		
21	FS7-0019-000		1	GEAR, 26T		
22	FS7-0896-000		1	GEAR, 44T		
23	FS7-0897-000		1	GEAR, 40T		
24	FS7-0898-000		1	GEAR, 39T		
25	FS7-2531-000		1	SPRING, COMPRESSION		
26	XA9-0628-000		12	SCREW,RS,M4X8		
27	XA9-1030-000		4	SCREW, RS, M4X12		
28	XG9-0250-000		8	BALL BEARING, 688AZZNR*MC3D4M		
29	FS5-6487-000		2	WASHER		
501	XB1-2231-009		1	SCREW, MACH, TRUSS HEAD,		
502	XD2-1100-502		1	RETAINING RING (E-TYPE)		
503	XD2-1100-642		18	RING,E		
504	XD3-2200-122		2	PIN, DOWEL		
505	XD3-2200-142		2	PIN, PARALLEL		
506	XD3-2200-162		2	PIN, PARALLEL		
507	XD3-2200-182		2	PIN, DOWEL		
508	XD3-2300-142		1	PIN, DOWEL		

# FIGURE 251 DRUM DRIVE ASSEMBLY

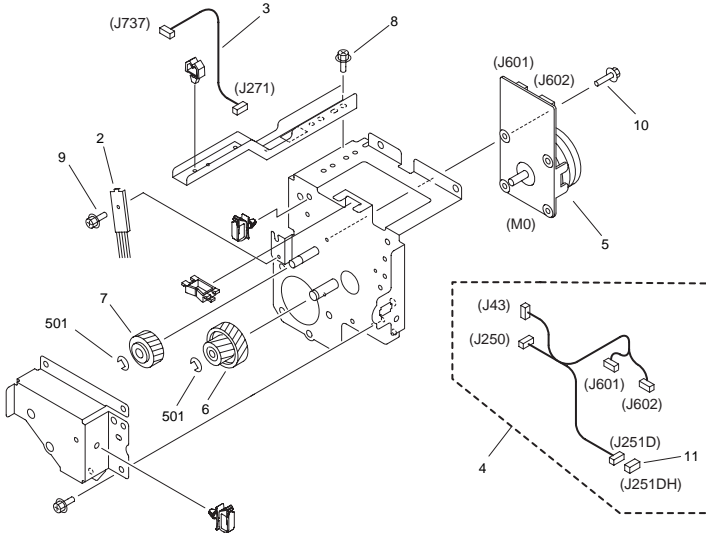


FIGURE & KEY NO.	PARTS NUMBER	RANK	QTY	DESCRIPTION	SERIAL NUMBER/REMARKS	SVC
Fig.251	FG6-8008-000		1	DRUM DRIVE ASSEMBLY		
2	FB6-5889-000		1	ELIMINATOR, STATIC CHARGE		
3	FG6-3570-020		1	CABLE, SEPARATION CLAW CONNECT		
4	FG6-6885-020		1	CABLE, DRUM MOTOR DRIVE		
5	FH6-1934-020		1	MOTOR, BRUSHLESS		
6	FS7-0010-000		1	GEAR, 19T/63T		
7	RS6-0057-000		1	GEAR, 49T		
8	XA9-0628-000		7	SCREW,RS,M4X8		
9	XA9-0813-000		1	SCREW, RS, M3X8		
10	XA9-0962-000		4	SCREW, RS, M3X10		
11	VS1-7177-002		1	CONNECTOR, SNAP TIGHT, BK		
501	XD2-1100-642		2	RING,E		

# FIGURE 260 PICK-UP MAIN DRIVE ASSEMBLY

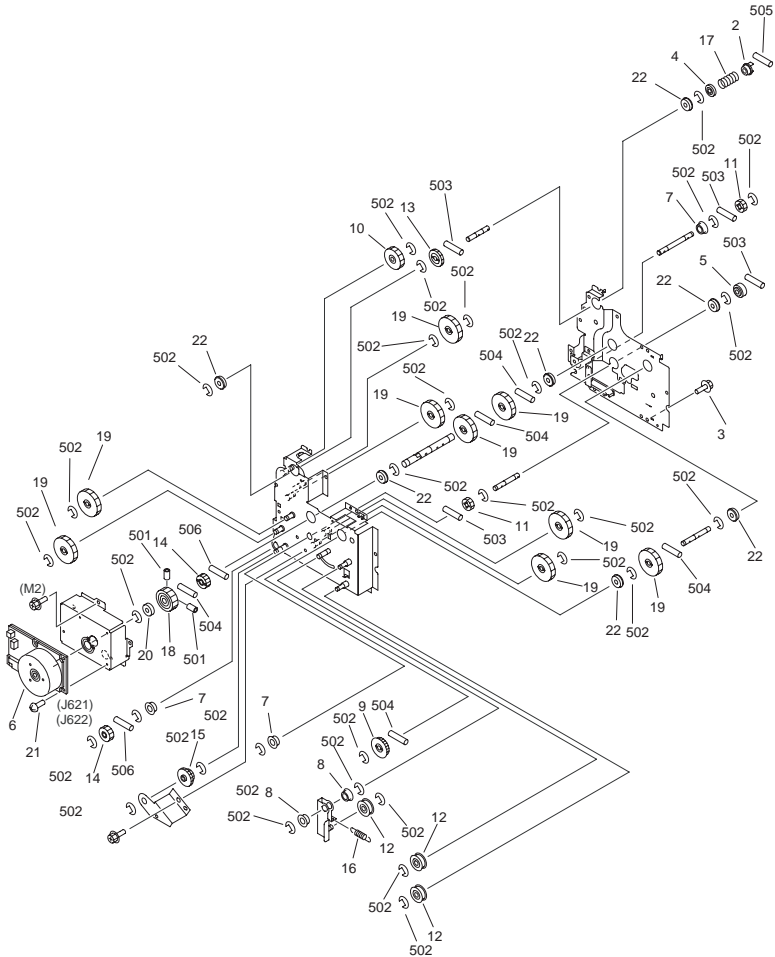


FIGURE & KEY NO.	PARTS NUMBER	RANK	Q'TY	DESCRIPTION	SERIAL NUMBER/REMARKS	SVC
Fig.260	FM2-4878-000		1	PICK-UP MAIN DRIVE ASSEMBLY		
2	FB2-7841-000		1	COUPLING, REGISTRATION		
3	XA9-0628-000		12	SCREW, RS,M4X8		
4	FB4-3728-000		1	SUPPORT, COUPLING		
5	FB4-3729-000		1	COUPLING		
6	FH6-1936-020		1	MOTOR, BRUSHLESS		

FIGURE & KEY NO.	PARTS NUMBER	RANK	Q'TY	DESCRIPTION	SERIAL NUMBER/REMARKS	SVC
7	FS1-1189-000		3	BUSHING, ABS		
8	FS1-1449-000		2	BUSHING, PL		
9	FU5-3435-000		1	PULLEY		
10	FS3-0165-000		1	GEAR, 40T		
11	FU6-0964-000		2	GEAR, 20T		
12	FA9-4039-000		3	PULLEY, IDLER		
13	FU6-0961-000		1	GEAR, 32T		
14	FU6-0963-000		2	GEAR, 25T		
15	FS6-0096-000		1	GEAR, 20T/32T		
16	FS6-2776-020		1	SPRING, TENSION		
17	FS6-2999-000		1	SPRING, COMPRESSION		
18	FS7-0035-020		1	GEAR, 68T		
19	FS7-0036-000		9	GEAR, 50T		
20	XG9-0250-000		1	BALL BEARING, 688AZZNR*MC3D4M		
21	XA9-1030-000		4	SCREW, RS, M4X12		
22	XG9-0249-000		7	BALL BEARING,608ZZ1NR*MC3ED4ML		
501	XB6-2401-008		2	SETSCREW, M4X10		
502	XD2-1100-642		31	RING,E		
503	XD3-2200-142		4	PIN, PARALLEL		
504	XD3-2200-162		5	PIN, PARALLEL		
505	XD3-2300-142		1	PIN, DOWEL		
506	XD3-2300-182		2	PIN, DOWEL		



# FIGURE 261 PICK-UP DRIVE ASSEMBLY

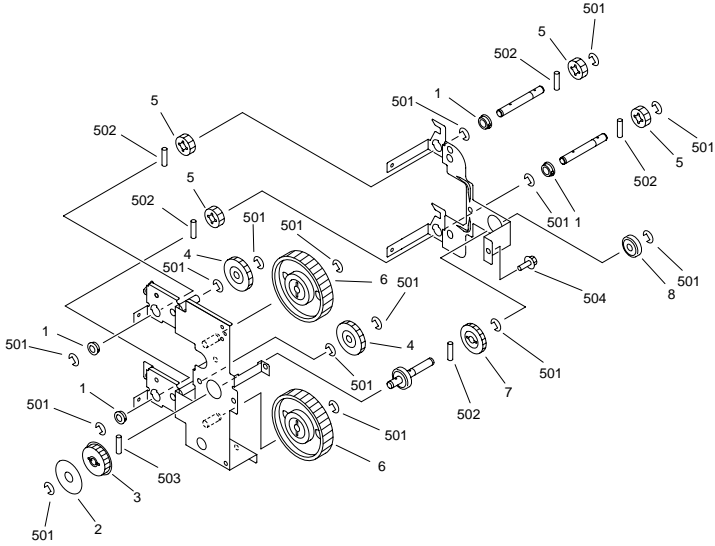


FIGURE & KEY NO.	PARTS NUMBER	RANK	Q'TY	DESCRIPTION	SERIAL NUMBER/REMARKS	SVC
Fig.261	FG5-4449-100		1	PICK-UP DRIVE ASSEMBLY		
1	FA9-2112-000		4	BUSHING, PL		
2	FB3-8616-000		1	FLANGE		
3	FS2-3494-020		1	PULLEY, 39T		
4	FS4-0014-000		2	GEAR, 36T		
5	FS4-0145-000		4	GEAR, 20T		
6	FS6-0055-000		2	GEAR, 76T		
7	FS6-0056-000		1	GEAR, 32T		
8	XG9-0208-000		1	BALL BEARING, NMB, 608X6ZZNR		
501	XD2-1100-642		15	RING,E		
502	XD3-2200-142		5	PIN, PARALLEL		
503	XD3-2200-162		1	PIN, PARALLEL		

# FIGURE 263 LEFT PICK-UP DRIVE ASSEMBLY

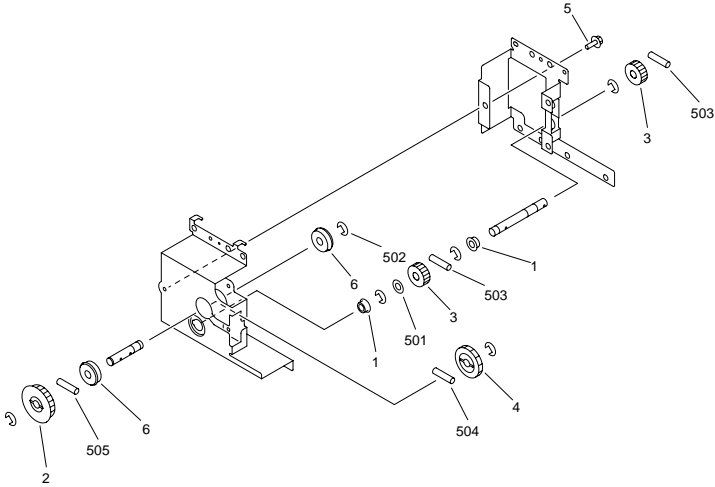
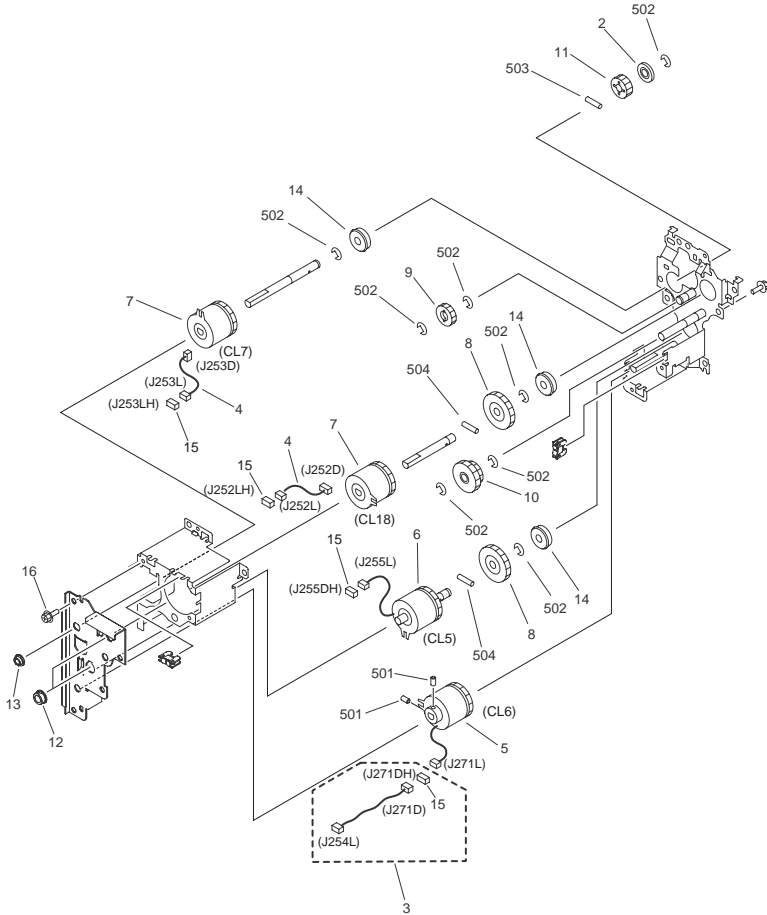


FIGURE & KEY NO.	PARTS NUMBER	RANK	Q'TY	DESCRIPTION	SERIAL NUMBER/REMARKS	SVC
Fig.263	FG6-1996-040		1	LEFT PICK-UP DRIVE ASSEMBLY		
1	FS1-1189-000		2	BUSHING, ABS		
2	FS2-3494-020		1	PULLEY, 39T		
3	FS5-0514-000		2	GEAR, 20T		
4	FS6-0056-000		1	GEAR, 32T		
5	XA9-0628-000		5	SCREW,RS,M4X8		
6	XG9-0249-000		2	BALL BEARING,608ZZ1NR*MC3ED4ML		
501	XD1-1108-219		1	WASHER,COP		
502	XD2-1100-642		6	RING,E		
503	XD3-2200-122		2	PIN, DOWEL		
504	XD3-2200-142		1	PIN, PARALLEL		
505	XD3-2200-162		1	PIN, PARALLEL		

# FIGURE 264 MULTI FEED DRIVE ASSEMBLY



NOTE : This assembly does not include the part shown with key No. 17.  
注：このユニットにKey No. 17の部品は含まれません。

FIGURE & KEY NO.	PARTS NUMBER	R A N K	Q'TY	DESCRIPTION	SERIAL NUMBER/ REMARKS	S V C
Fig.264	FM2-6960-000		1	MULTI FEED DRIVE ASSEMBLY		
2	FC7-1800-000		1	COLLAR, PUSH-ON		
3	FG6-3572-020		1	CABLE, MULTI FEED DRIVE		
4	FG6-8623-000		2	CABLE, CLUTCH		

FIGURE & KEY NO.	PARTS NUMBER	R A N K	Q'TY	DESCRIPTION	SERIAL NUMBER/ REMARKS	S V C
5	FH6-5014-020		1	CLUTCH, ELECTROMAGNETIC		
6	FH6-5016-020		1	CLUTCH, ELECTROMAGNETIC		
7	FH6-5043-020		2	CLUTCH, ELECTROMAGNETIC		
8	FS4-0014-000		2	GEAR, 36T		
9	FU6-0970-000		1	GEAR, 20T		
10	FS7-0033-000		1	GEAR, 24T/30T		
11	FS7-0034-000		1	GEAR, 20T		
12	FS1-1189-000		2	BUSHING, ABS		
13	FS1-1569-000		1	BUSHING		
14	XG9-0249-000		3	BALL BEARING,608ZZ1NR*MC3ED4ML		
15	VS1-7177-002		4	CONNECTOR, SNAP TIGHT, BK		
16	XA9-0628-000		7	SCREW, RS, M4X8		
501	XB4-2400-608		2	SCREW, RS,M4X8		
502	XD1-1100-642		9	RING, E		
503	XD3-2200-122		1	PIN, DOWEL		
504	XD3-2200-162		2	PIN, PARALLEL		

# FIGURE 265 EXTRACTION ROLLER ASSEMBLY

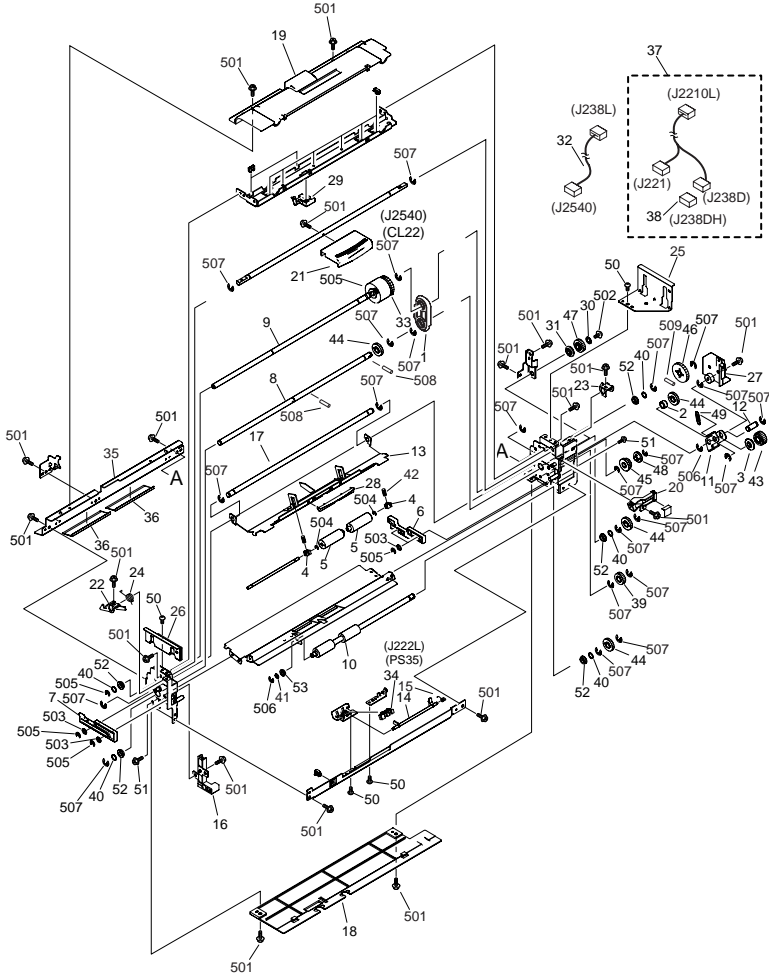


FIGURE & KEY NO.	PARTS NUMBER	RANK	Q'TY	DESCRIPTION	SERIAL NUMBER/REMARKS	SVC
Fig.265	NPN		RF	EXTRACTION ROLLER ASSEMBLY		
1	FC7-3065-000		1	SUPPORT, DRIVE SHAFT		
2	FB4-1900-000		1	ROLLER		
3	FB4-3767-000		1	COLLAR, PUSH-ON		
4	FB4-7486-000		2	BUSHING		
5	FB6-4248-000		2	ROLLER, DRIVEN		

FIGURE & KEY NO.	PARTS NUMBER	R A N K	Q'TY	DESCRIPTION	SERIAL NUMBER/ REMARKS	S V C
6	FC6-5546-000		1	ARM, ROLLER PRESSURE, REAR		
7	FC6-5547-000		1	ARM, ROLLER PRESSURE, FRONT		
8	FC6-5548-000		1	SHAFT, DRIVE		
9	FC6-5549-000		1	SHAFT, CLUTCH		
10	FC6-5550-000		1	ROLLER		
11	FC6-5551-000		1	ARM, SWING GEAR		
12	FC6-5552-000		1	SHAFT, SWING GEAR		
13	FC6-5554-000		1	GUIDE, SWING		
14	FC6-5558-000		1	FLAG, SENSOR		
15	FC6-5561-000		1	SPRING, TORSION		
16	FC6-5564-000		1	GUIDE, CABLE		
17	FC6-5671-000		1	SHAFT, SWING GUIDE		
18	FC6-5672-000		1	COVER, BOTTOM		
19	FC6-8969-000		1	COVER, MULTI, INTERNAL		
20	FC7-0074-000		1	GUIDE, CABLE, REAR		
21	FC7-0075-000		1	LEVER		
22	FC7-0076-000		1	HOOK,FRONT		
23	FC7-0077-000		1	HOOK,REAR		
24	FC7-0078-000		1	SPRING, TORSION		
25	FC7-0080-000		1	SLIDER, REAR		
26	FC7-0081-000		1	SLIDER, FRONT		
27	FC7-0085-000		1	GUIDE, CABLE		
28	FC7-0208-000		1	HANDLE		
29	FC7-0209-000		1	COVER, CONNECTOR		
30	FC7-1798-000		1	WASHER, GEAR		
31	FC7-1799-000		1	ROLLER		
32	FG6-8623-000		1	CABLE, CLUTCH		
33	FH6-5043-020		1	CLUTCH, ELECTROMAGNETIC		
34	FK2-0149-000		1	PHOTO-INTERRUPTER, TLP1253(C6)		
35	FC6-5555-000		1	GUIDE, OUTLET, UPPER		
36	FC7-0210-000		2	SHEET, GUIDE		
37	FM2-4390-000		1	CABLE, MULTI PAPER		

FIGURE & KEY NO.	PARTS NUMBER	R A N K	Q'TY	DESCRIPTION	SERIAL NUMBER/ REMARKS	S V C
38	VS1-7177-002		1	CONNECTOR, SNAP TIGHT, BK		
39	FS5-0351-000		1	GEAR, 18T		
40	FS5-6487-000		7	WASHER		
41	FS5-6488-000		4	WASHER		
42	FS6-2992-000		2	SPRING, COMPRESSION		
43	FS7-0034-000		1	GEAR, 20T		
44	FU6-0951-000		4	GEAR, 20T		
45	FU6-0952-000		1	GEAR, 20T/25T		
46	FU6-0967-000		1	GEAR, 32T		
47	FU6-0968-000		1	GEAR, 20T		
48	FU6-0969-000		1	GEAR, 20T		
49	FU6-2272-000		1	SPRING, TENSION		
50	XA9-0679-000		6	SCREW, MACH., FLAT HEAD, M3X4		
51	XA9-1386-000		2	SCREW, RS, M3X8		
52	XG9-0211-000		7	BALL BEARING, MF128ZZ1MC3D4M		
53	XG9-0192-000		1	BALL BEARING, NMB DDLF-1060ZZH		
501	XB3-6300-805		AR	SCREW,RS,M3X8		
502	XB6-7400-607		1	SCREW, TP M4X6		
503	XD1-1105-236		4	WASHER,COP		
504	XD2-1100-322		2	RETAINING RING (E-TYPE)		
505	XD2-1100-402		5	RETAINING RING (E-TYPE)		
506	XD2-1100-502		1	RETAINING RING (E-TYPE)		
507	XD2-1100-642		AR	RING,E		
508	XD3-2200-122		2	PIN, DOWEL		
509	XD3-2200-162		1	PIN, PARALLEL		

# FIGURE 270 DEV. DRIVE ASSEMBLY

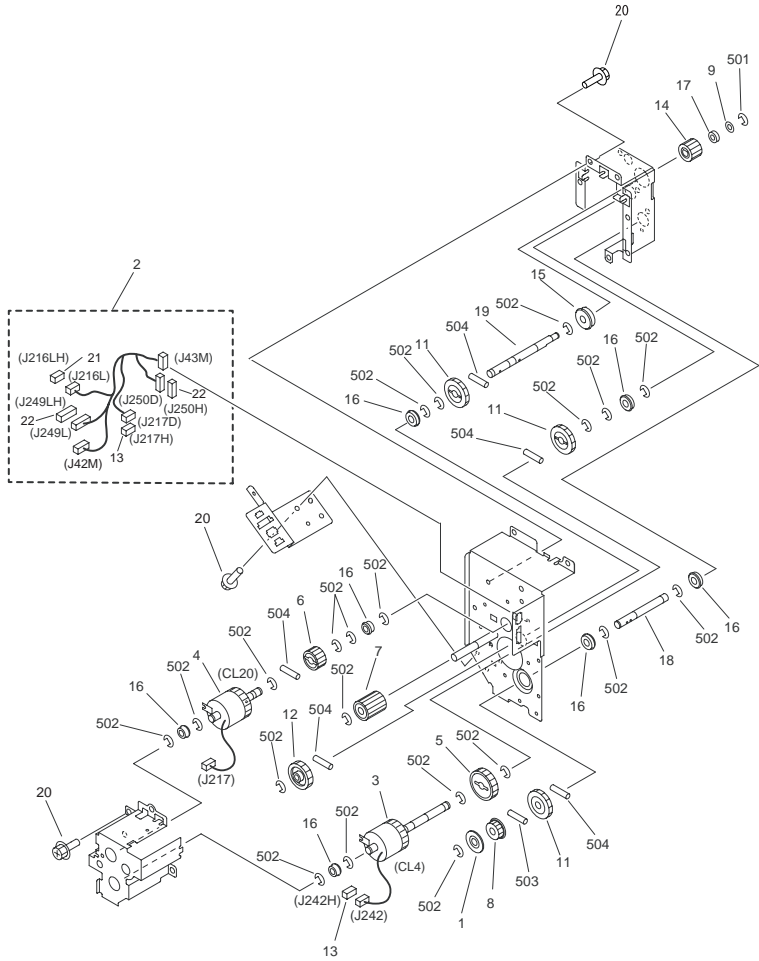


FIGURE & KEY NO.	PARTS NUMBER	RANK	Q'TY	DESCRIPTION	SERIAL NUMBER/REMARKS	SVC
Fig.270	FM2-4109-000		1	DEV. DRIVE ASSEMBLY		
1	FB4-1806-000		3	FLANGE		
2	FG6-7214-000		1	CABLE, MAIN DRIVE		
3	FH6-5015-020		1	CLUTCH,ELECTROMAGNETIC		
4	FH6-5017-020		1	CLUTCH,ELECTROMAGNETIC		
5	FS2-0485-000		1	GEAR, 32T		



FIGURE & KEY NO.	PARTS NUMBER	R A N K	Q'TY	DESCRIPTION	SERIAL NUMBER/ REMARKS	S V C
6	FS3-0046-000		1	GEAR, 20T (POM)		
7	FS4-0157-000		1	GEAR, 20T		
8	FU5-3436-000		1	PULLEY		
9	FS5-6488-000		1	WASHER		
11	FU6-0961-000		3	GEAR, 32T		
12	FS7-0072-000		1	GEAR, 27T		
13	VS1-7177-002		2	CONNECTOR, SNAP TIGHT, BK		
14	FU6-0962-000		1	GEAR, 23T		
15	XG9-0249-000		1	BALL BEARING,608ZZ1NR*MC3ED4ML		
16	XG9-0250-000		7	BALL BEARING, 688AZZNR*MC3D4M		
17	XG9-0395-000		1	BEARING, BALL		
18	FB5-7374-000		1	SHAFT, DEVELOPING DRIVE, 1		
19	FB5-7375-020		1	SHAFT,DEVELOPING DRIVE,3		
20	XA9-0628-000		13	SCREW,RS,M4X8		
21	VS1-7173-002		1	CONNECTOR, SNAP TIGHT		
22	VS1-7177-007		2	CONNECTOR, SNAP TIGHT, BK		
501	XD2-1100-502		1	RETAINING RING (E-TYPE)		
502	XD2-1100-642		22	RING,E		
503	XD3-2200-122		1	PIN, DOWEL		
504	XD3-2200-142		5	PIN, PARALLEL		

# FIGURE 280 CLEANER DRIVE ASSEMBLY

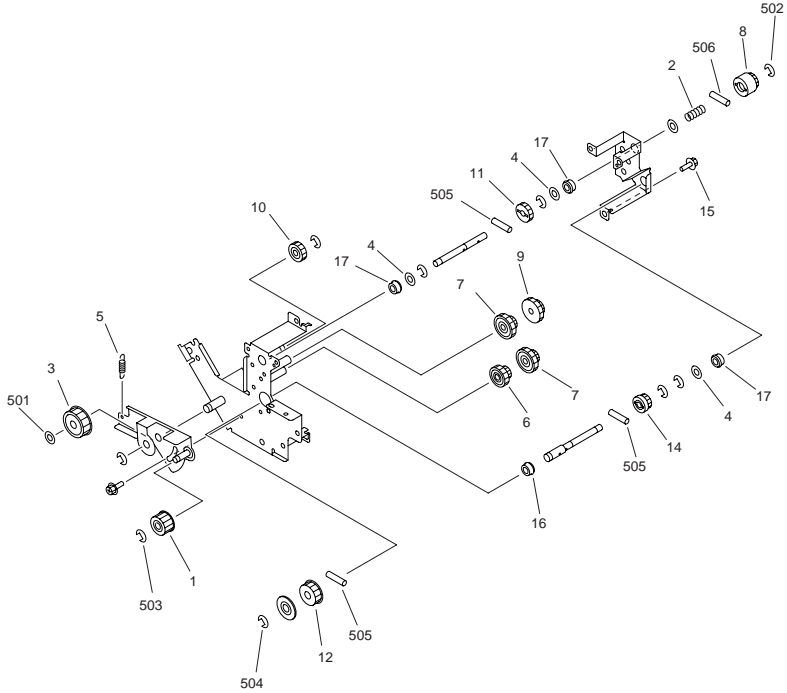


FIGURE & KEY NO.	PARTS NUMBER	R A N K	QTY	DESCRIPTION	SERIAL NUMBER/ REMARKS	S V C
Fig.280	FM2-4877-000		1	CLEANER DRIVE ASSEMBLY		
1	FS2-3495-000		1	PULLEY		
2	FS5-2959-000		1	SPRING, TORSION		
3	FS5-3610-000		1	PULLEY, 30T		
4	FS5-6488-000		3	WASHER		
5	FS6-2752-000		1	SPRING, TENSION		
6	FS7-0021-000		1	GEAR, 24T/40T		
7	FS7-0022-000		1	GEAR, 24T/48T		
8	FS7-0026-000		1	GEAR, 18T		
9	FU3-0414-000		1	GEAR, 28T/48T		
10	FU3-0415-000		1	GEAR, 36T		
11	FU3-0416-000		1	GEAR, 36T		
12	FU5-3434-000		1	PULLEY		

FIGURE & KEY NO.	PARTS NUMBER	R A N K	Q'TY	DESCRIPTION	SERIAL NUMBER/ REMARKS	S V C
14	FU6-0959-000		1	GEAR, 29T		
15	XA9-0628-000		4	SCREW,RS,M4X8		
16	XG9-0250-000		1	BALL BEARING, 688AZZNR*MC3D4M		
17	XG9-0350-000		3	BALL BEARING, NSK MF106ZZ D4M		
501	XD1-1108-222		1	WASHER,COP		
502	XD2-1100-322		1	RETAINING RING (E-TYPE)		
503	XD2-1100-502		6	RETAINING RING (E-TYPE)		
504	XD2-1100-642		2	RING,E		
505	XD3-2200-122		3	PIN, DOWEL		
506	XD3-2200-142		1	PIN, PARALLEL		

# FIGURE 300 CASSETTE

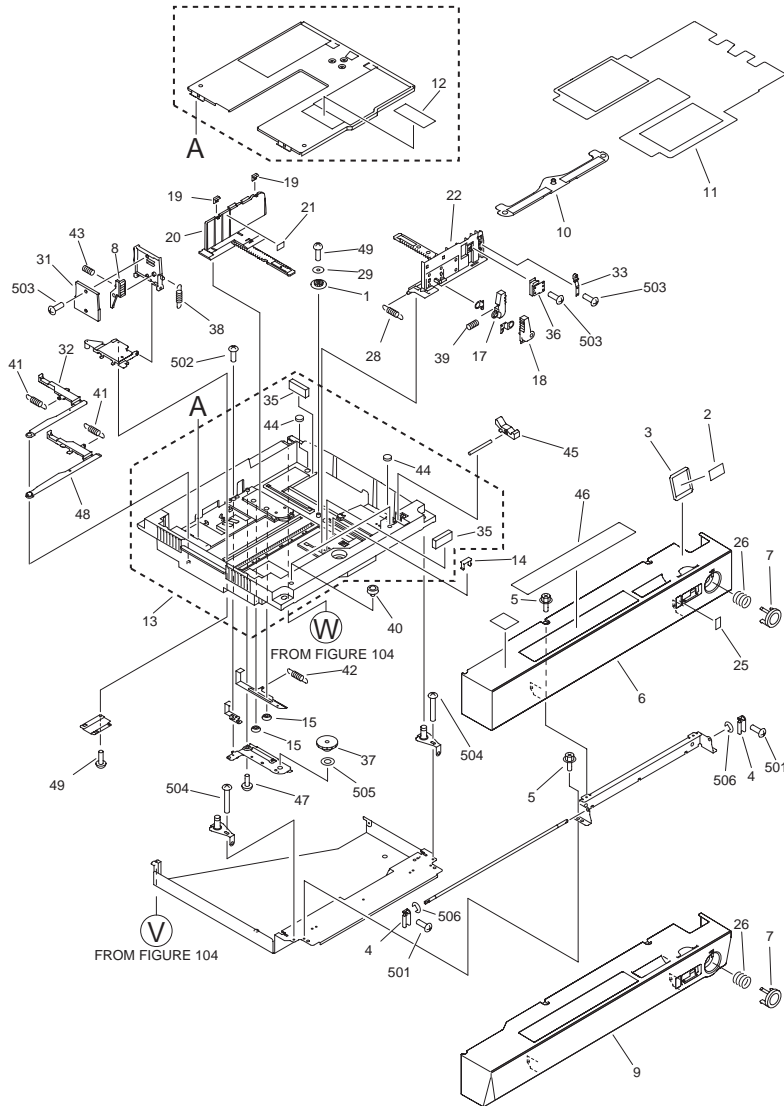
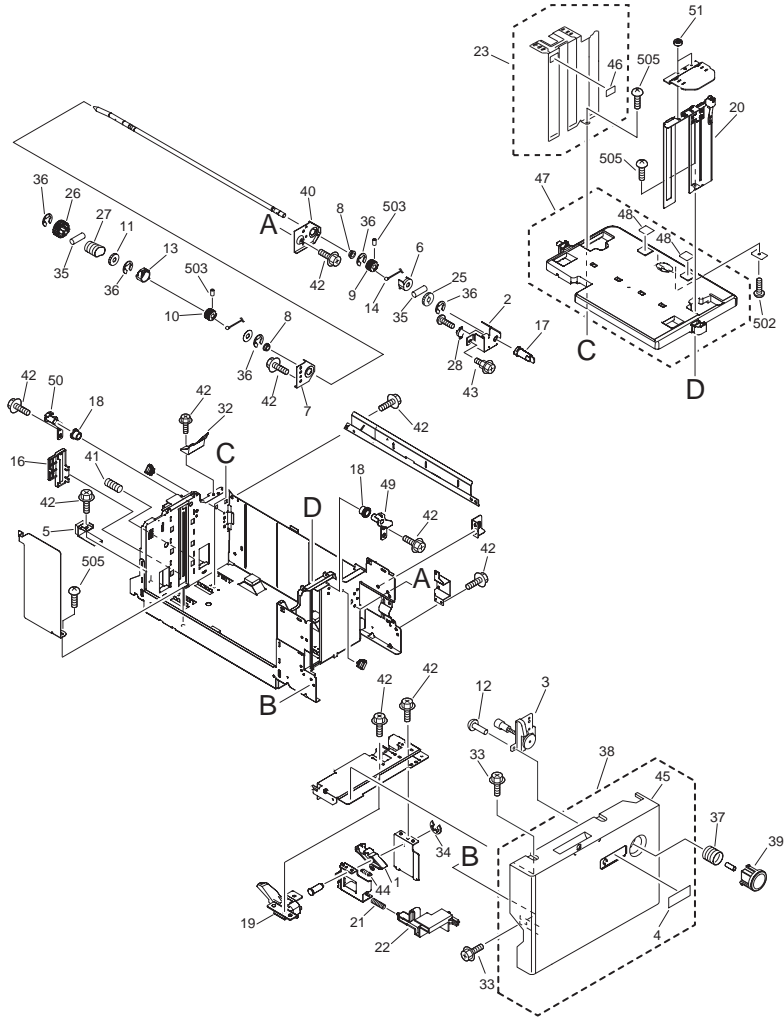


FIGURE & KEY NO.	PARTS NUMBER	RANK	QTY	DESCRIPTION	SERIAL NUMBER/REMARKS	SVC
Fig.300	NPN		RF	CASSETTE		
1	FA9-3674-000		1	GEAR,17T		

FIGURE & KEY NO.	PARTS NUMBER	R A N K	Q'TY	DESCRIPTION	SERIAL NUMBER/REMARKS	S V C
2	FU5-8662-000		2	LABEL,PAPER SIZE		
3	FC7-2025-000		2	PLATE,SIZE		
4	FB4-5253-020		2	LINK,CASSETTE		
5	XA9-0628-000		5	SCREW,RS,M4X8		
6	FC6-5533-000		1	COVER, CASSETTE, FRONT		
7	FL2-3533-000		2	BUTTON, PUSH		
8	FB3-9308-000		1	LEVER, END GUIDE		
9	FC6-5534-000		1	COVER, CASSETTE FRONT, LOWER		
10	FF6-1052-020		1	INDEX PAPER ATTACHMENT		
11	FL2-5525-000		1	SHEET, TAB		
12	FS5-8619-000		1	LABEL, SIZE		
13	FL2-3064-000		1	BODY, CASSETTE		
14	FB3-9316-000		4	CLAW, SENSING		
15	FB3-9319-000		2	BUSHING		
17	FB3-9322-020		1	KNOB,SIDE GUIDE,1		
18	FB3-9323-020		1	KNOB,SIDE GUIDE,2		
19	FB6-6968-000		2	CLAW, SIDE		
20	FL2-3065-000		1	PLATE,SIDE GUIDE,REAR		
21	FS5-8618-000		1	MAXIMUM LOAD LABEL		
22	FB6-6965-000		1	PLATE, SIDE GUIDE, FRONT		
25	FU5-8664-000		1	LABEL, NUMBER		
26	FB5-3365-000		2	SPRING, COMPRESSION		
28	FS6-2691-030		1	SPRING, TENSION		
29	XA9-1013-000		1	SCREW, M3X8		
31	FB6-6966-000		1	COVER, END GUIDE		
32	FB6-6962-000		1	CAM, END PLATE SENSING, 2		
33	FF6-1034-000		1	SPRING, LEAF, 1		
34	FF6-1051-020		1	INDEX PAPER ATTACHMENT	208V UL	
34	FF6-1052-030		1	INDEX PAPER ATTACHMENT	EXCEPT 208V UL	
35	FB5-5599-000		2	PAD		
36	FF6-1333-000		1	SPRING, LEAF, 2		
37	FS5-0532-000		1	GEAR, 15T/42T		

FIGURE & KEY NO.	PARTS NUMBER	R A N K	Q'TY	DESCRIPTION	SERIAL NUMBER/ REMARKS	S V C
38	FS5-2328-000		1	SPRING, TENSION		
39	FS5-2650-000		1	SPRING, COMPRESSION		
40	XZ9-0564-000		2	SUPPORT, ONE-TOUCH		
41	FS6-2692-000		2	SPRING, TENSION		
42	FS6-2693-000		1	SPRING, TENSION		
43	FS6-2694-000		1	SPRING, COMPRESSION		
44	FB3-9321-000		2	DAMPER		
45	FB6-6960-000		1	LEVER, RELEASE		
46	FU5-8663-000		2	LABEL, CASSETTE OPERATION		
47	XA9-0605-000		2	SCREW, M4X8		
48	FB6-6961-000		1	CAM, END PLATE SENSING, 1		
49	XA9-0591-000		2	SCREW, M3X8		
501	XB1-2300-609		2	SCREW, MACHINE M3X6		
502	XB1-2400-609		1	SCREW,NACH.,TRUSS HEAD,M4X6		
503	XB4-7300-607		4	SCREW		
504	XB6-7400-809		2	SCREW, MACHINE M4X8		
505	XD1-1108-235		1	WASHER,COP		
506	XD2-1100-502		2	RETAINING RING (E-TYPE)		

# FIGURE 302 RIGHT PAPER STOCK ASSEMBLY



NOTE: This assembly does not include the parts shown with key No. 37, 38, 39.  
 注：このユニットにKey No. 37, 38, 39.の部品は含まれません。

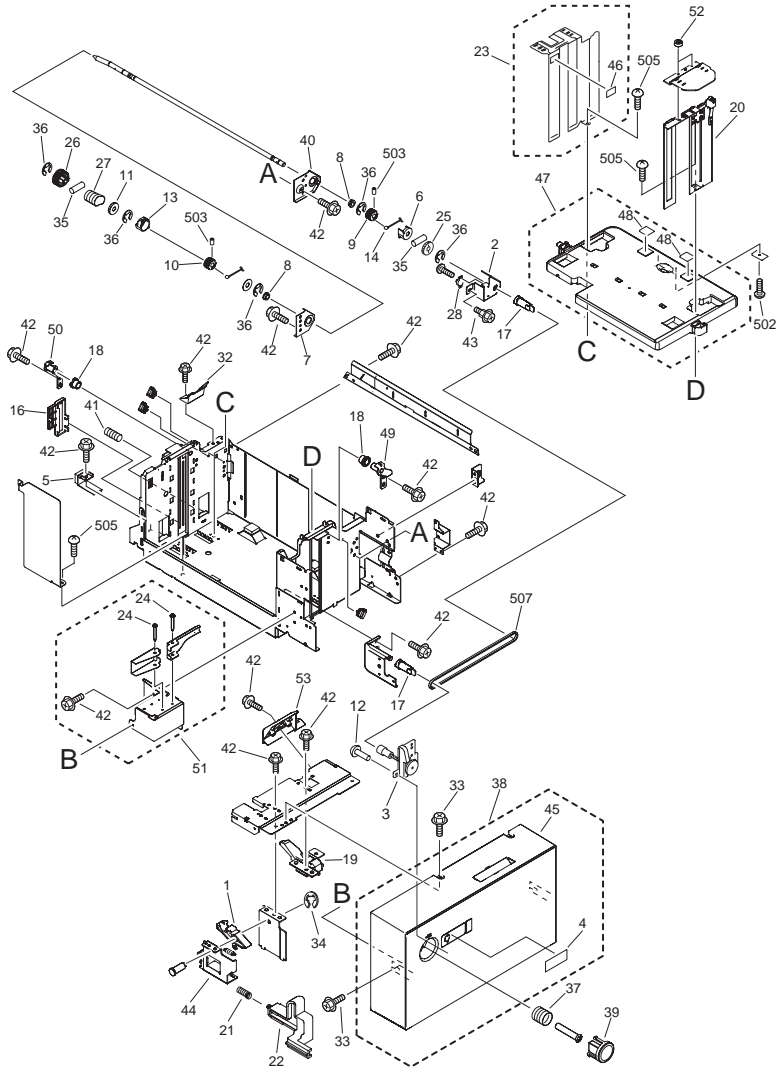
FIGURE & KEY NO.	PARTS NUMBER	R A N K	Q'TY	DESCRIPTION	SERIAL NUMBER/REMARKS	S V C
Fig.302	FM2-6136-000		1	RIGHT PAPER STOCK ASSEMBLY		
1	FC6-3752-000		1	HOOK		
2	FC6-3764-000		1	HOLDER,DAMPER		

FIGURE & KEY NO.	PARTS NUMBER	R A N K	Q'TY	DESCRIPTION	SERIAL NUMBER/ REMARKS	S V C
3	FB3-8508-000		1	PAPER QUANTITY INDICATOR UJINT		
4	FC7-2026-000		1	PLATE, INDEX, PAPER		
5	FL2-3077-000		1	STOPPER,DECK		
6	FA6-9988-020		1	FLANGE, LIFTER		
7	FC6-3763-000		1	SUPPORT,SHAFT,REAR		
8	FA9-2112-000		2	BUSHING, PL		
9	FC6-3767-000		1	PULLEY,LIFTING		
10	FB2-8465-000		1	PULLEY, LIFTING		
11	FC1-5061-000		1	GEAR RING, 28T		
12	XA9-0605-000		2	SCREW, M4X8		
13	FC1-5081-000		1	FLANGE, REAR		
14	FC6-3768-000		1	WIRE,LIFTING		
16	FC6-7152-000		1	BLOCK		
17	FU5-3433-000		1	PULLEY		
18	FC6-3769-000		2	PULLEY		
19	FL2-3076-000		1	LEVER,CAM RELEASE		
20	FL2-4611-000		1	SUPPORT,PAPER GUIDE,FRONT		
21	FU6-2110-000		1	SPRING, COMPRESSION		
22	FC6-3753-000		1	LEVER,RELEASE,RIGHT		
23	FL2-3075-000		1	SUPPORT,PAPER GUIDE,REAR		
25	FS4-0012-000		1	GEAR, 27T		
26	FS4-0160-000		1	GEAR, 28T		
27	FS4-2136-000		1	SPRING, COMPRESSION		
28	XH9-0134-000		1	DAMPER,OIL		
32	FC6-3853-000		1	STOPPER, JAM		
33	XA9-0721-010		6	SCREW,RS,M4X10		
34	XD9-0135-000		1	RING, E		
35	XD9-0104-000		3	PIN, DOWEL		
36	XD9-0137-000		5	RING, E		
37	FB5-3365-000		1	SPRING, COMPRESSION		
38	FL2-3481-000		1	COVER, DECK, RIGHT		
39	FL2-3533-000		1	BUTTON, PUSH		



FIGURE & KEY NO.	PARTS NUMBER	RANK	Q'TY	DESCRIPTION	SERIAL NUMBER/REMARKS	SVC
40	FC6-3762-000		1	SUPPORT, SHAFT, FRONT		
41	FU7-0468-000		1	SPRING, COMPRESSION		
42	XA9-0685-000		17	SCREW, M4X6 SWCH		
43	FS5-9216-020		1	SCREW, STEPPED, M4X6		
44	FU6-2109-000		1	SPRING, TENSION		
45	FC6-5531-000		1	COVER, DECK, RIGHT		
46	FS5-8618-000		1	MAXIMUM LOAD LABEL		
47	FL2-3079-000		1	PLATE,LIFTER		
48	FB2-7740-020		2	SHEET, SEPARATION		
49	FL2-3080-000		1	SUPPORT,FRONT		
50	FL2-3081-000		1	SUPPORT,REAR		
51	FU5-9508-000		2	ROLLER, PULLER		
502	XB4-7301-207		2	SCREW,TAPPING,TRUSS HEAD,M3X12		
503	XB6-2300-408		2	SET SCREW		
504	XB1-2400-609		4	SCREW,NACH.,TRUSS HEAD,M4X6		
505	XB1-2400-407		3	SCREW,MACH.,TRUSS HEAD,M4X4		

# FIGURE 303 LEFT PAPER STOCK ASSEMBLY



NOTE: This assembly does not include the parts shown with key No. 37, 38, 39.  
 注：このユニットにKey No.37,38,39.の部品は含まれません。

FIGURE & KEY NO.	PARTS NUMBER	RANK	QTY	DESCRIPTION	SERIAL NUMBER/REMARKS	SVC
Fig.303	FM2-6137-000		1	LEFT PAPER STOCK ASSEMBLY		
1	FC6-3752-000		1	HOOK		

FIGURE & KEY NO.	PARTS NUMBER	R A N K	Q'TY	DESCRIPTION	SERIAL NUMBER/ REMARKS	S V C
2	FC6-3764-000		2	HOLDER,DAMPER		
3	FB3-8508-000		1	PAPER QUANTITY INDICATOR UINT		
4	FC7-2027-000		1	PLATE, INDEX, PAPER		
5	FL2-3077-000		1	STOPPER,DECK		
6	FA6-9988-020		1	FLANGE, LIFTER		
7	FC6-3763-000		1	SUPPORT,SHAFT,REAR		
8	FA9-2112-000		2	BUSHING, PL		
9	FC6-3767-000		1	PULLEY,LIFTING		
10	FB2-8465-000		1	PULLEY, LIFTING		
11	FC1-5061-000		1	GEAR RING, 28T		
12	XA9-0605-000		2	SCREW, M4X8		
13	FC1-5081-000		1	FLANGE, REAR		
14	FC6-3768-000		1	WIRE,LIFTING		
16	FC6-7152-000		1	BLOCK		
17	FU5-3433-000		2	PULLEY		
18	FC6-3769-000		2	PULLEY		
19	FL2-3076-000		1	LEVER,CAM RELEASE		
20	FL2-4611-000		1	SUPPORT,PAPER GUIDE,FRONT		
21	FU6-2110-000		1	SPRING, COMPRESSION		
22	FC6-3784-000		1	LEVER,RELEASE,LEFT		
23	FL2-3075-000		1	SUPPORT,PAPER GUIDE,REAR		
24	FS5-9760-020		2	SCREW,RS STEPPED,M3		
25	FS4-0012-000		1	GEAR, 27T		
26	FS4-0160-000		1	GEAR, 28T		
27	FS4-2136-000		1	SPRING, COMPRESSION		
28	XH9-0134-000		1	DAMPER,OIL		
32	FC6-3853-000		1	STOPPER, JAM		
33	XA9-0721-010		6	SCREW,RS,M4X10		
34	XD9-0135-000		1	RING, E		
35	XD9-0104-000		3	PIN, DOWEL		
36	XD9-0137-000		5	RING, E		
37	FB5-3365-000		1	SPRING, COMPRESSION		

FIGURE & KEY NO.	PARTS NUMBER	RANK	Q'TY	DESCRIPTION	SERIAL NUMBER/REMARKS	SVC
38	FL2-3482-000		1	COVER, DECK, LEFT		
39	FL2-3533-000		1	BUTTON, PUSH		
40	FC6-3762-000		1	SUPPORT, SHAFT, FRONT		
41	FU7-0468-000		1	SPRING, COMPRESSION		
42	XA9-0685-000		17	SCREW, M4X6 SWCH		
43	FS5-9216-020		1	SCREW, STEPPED, M4X6		
44	FU6-2109-000		1	SPRING, TENSION		
45	FC6-5532-000		1	COVER, DECK, LEFT		
46	FS5-8618-000		1	MAXIMUM LOAD LABEL		
47	FL2-3079-000		1	PLATE,LIFTER		
48	FB2-7740-020		2	SHEET, SEPARATION		
49	FL2-3080-000		1	SUPPORT,FRONT		
50	FL2-3081-000		1	SUPPORT,REAR		
51	FM2-8260-000		1	LINK ASSEMBLY		
52	FU5-9508-000		1	ROLLER, PULLER		
53	FC6-3785-000		1	LEVER, RELEASE		
502	XB4-7301-207		2	SCREW,TAPPING,TRUSS HEAD,M3X12		
503	XB6-2300-408		2	SET SCREW		
505	XB1-2400-407		3	SCREW,MACH.,TRUSS HEAD,M4X4		
507	XF9-0723-000		1	BELT, TIMING		

# FIGURE 305 CASSETTE HEATER UNIT

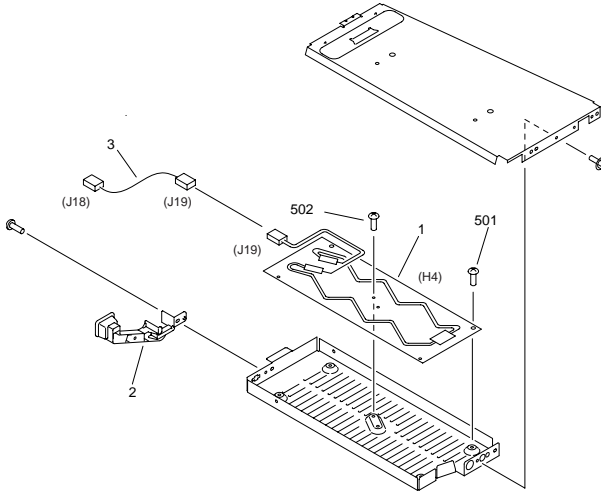
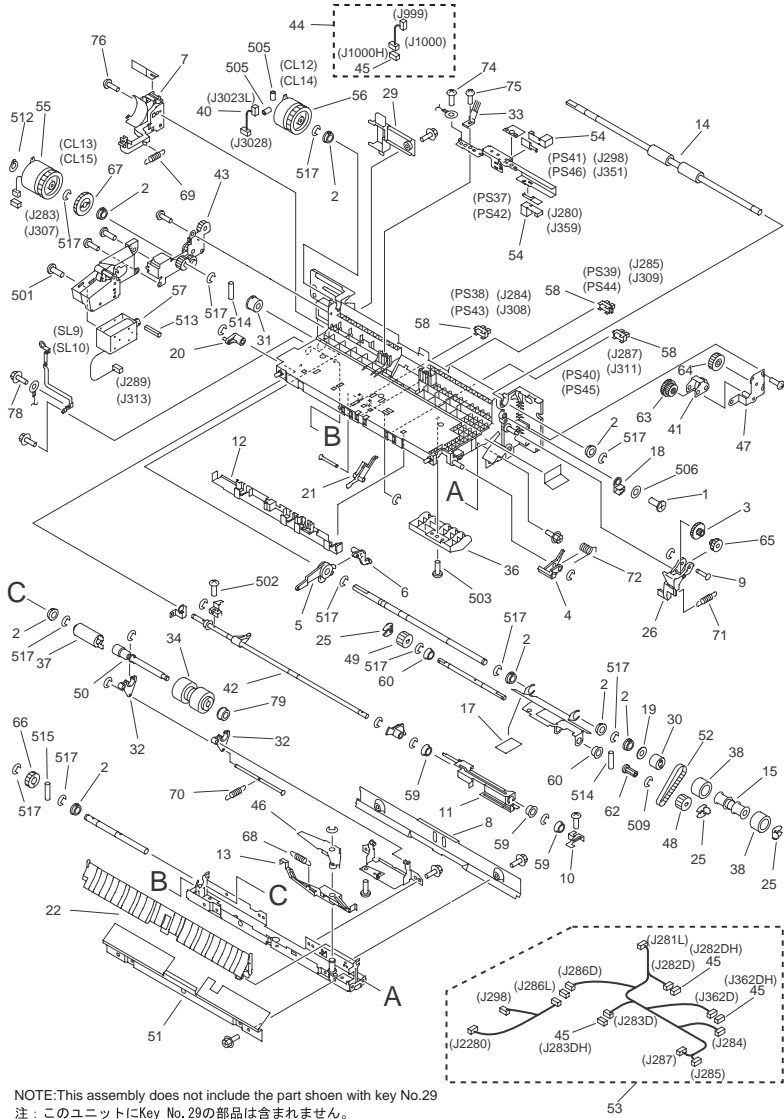


FIGURE & KEY NO.	PARTS NUMBER	RANK	QTY	DESCRIPTION	SERIAL NUMBER/REMARKS	SVC
Fig.305	FG2-9811-000		1	CASSETTE HEATER UNIT	iR7086N,iR7086B	
Fig.305	FG2-9812-000		1	CASSETTE HEATER UNIT	iR7105i 200V iR7095i 200V,iR7105B 200V	
1	FH7-4584-000		1	HEATER, CASSETTE	iR7086N,iR7086B	
1	FH7-4584-000		1	HEATER, CASSETTE	iR7105i 200V iR7095i 200V,iR7105B 200V	
2	FB6-7044-000		1	GUIDE,HEATER CABLE	iR7086N 100V iR7105i 200V iR7095i 200V iR7105B 200V iR7086B 100V	
3	FM2-3785-000		1	CABLE,HEATER	iR7086N 100V iR7105i 200V iR7095i 200V iR7105B 200V iR7086B 100V	
501	XB1-2400-409		4	SCREW,MACH.,TRUSS HEAD,M4X4		
502	XB6-7300-409		1	SCREW, MACHINE, M3X4		

# FIGURE 311 CASSETTE PICK-UP ASSEMBLY



NOTE: This assembly does not include the part shown with key No. 29  
 注: このユニットにKey No. 29の部品は含まれません。

FIGURE & KEY NO.	PARTS NUMBER	RANK	Q'TY	DESCRIPTION	SERIAL NUMBER/REMARKS	SVC
Fig.311	FG9-3888-010		2	CASSETTE PICK-UP ASSEMBLY		
1	FA6-6457-000		1	SCREW, M3X5		

FIGURE & KEY NO.	PARTS NUMBER	R A N K	Q'TY	DESCRIPTION	SERIAL NUMBER/ REMARKS	S V C
2	FA9-2112-000		8	BUSHING, PL		
3	FA9-3827-000		1	GEAR, 17T/58T		
4	FB2-7593-000		1	CAM		
5	FB2-7605-000		1	LINK, UP, 1		
6	FB2-7606-000		1	LINK, UP, 2		
7	FB2-7607-020		1	PLATE, LIMIT		
8	FB6-6573-000		1	GUIDE, FEED		
9	FB2-7620-020		1	SHAFT, LIFT, UPPER		
10	FB2-7624-020		1	PLATE, PICK-UP, FRONT		
11	FB2-7631-030		1	PLATE,RELEASE		
12	FB2-7632-000		1	GUIDE		
13	FB4-6214-030		1	LEVER, SEPARATION RELEASE, 2		
14	FB5-7013-020		1	ROLLER, FEED		
15	FB2-7696-000		1	COLLAR,PAPER FEED ROLLER		
17	FB2-8410-000		1	SHEET, PICK-UP		
18	FB2-8436-000		1	BUSHING, MOTOR		
19	FB2-8512-000		1	SPACER		
20	FB3-8333-000		1	CAM, PICK-UP RELEASE		
21	FB4-1202-000		1	FLAG, PAPER		
22	FB4-1982-000		1	GUIDE, OPEN/CLOSE		
25	FB4-2007-000		3	RING,RETAINING		
26	FB4-3700-000		1	LEVER, LIFTER RELEASE		
29	FB4-7835-000		3	COVER, CONNECTOR, PICK-UP		
30	FB4-9029-000		1	CLUTCH, ONE-WAY		
31	FB4-9043-000		1	CLUTCH, ONE-WAY		
32	FB5-2063-000		2	ARM, SEPARATION ROLLER		
33	FB5-5621-000		1	ELIMINATOR, STATIC CHARGE		
34	FB5-6586-000		1	ROLLER, SEPARATION		
36	FB6-0513-000		1	GUIDE, UPPER		
37	FC7-2494-000		1	TORQUE LIMITER		
38	FB6-0615-000		2	ROLLER, FEED		
40	FF3-4190-000		1	CABLE, CLUTCH		

FIGURE & KEY NO.	PARTS NUMBER	R A N K	Q'TY	DESCRIPTION	SERIAL NUMBER/ REMARKS	S V C
41	FF5-3063-050		1	PLATE, LIFT		
42	FF5-3220-020		1	SHAFT, PAPER PICK-UP		
43	FF5-5894-050		1	PLATE, SUPPORT, LOWER		
44	FG6-2335-020		1	CABLE, SOLENOID CONNECTING		
45	VS1-7177-002		4	CONNECTOR, SNAP TIGHT, BK		
46	FF5-6904-040		1	LEVER, SEPARATION RELEASE		
47	FF5-6905-000		1	SUPPORT, LIFTER GEAR		
48	FF5-7829-030		1	ROLLER, PICK-UP		
49	FF5-7830-000		1	ROLLER, PAPER PICK-UP, REAR		
50	FF5-9784-020		1	SHAFT, SEPARATION ROLLER		
51	FF6-1533-000		1	GUIDE, PICK-UP INLET, RIGHT		
52	XF9-0525-000		1	BELT, TIMING, 59T		
53	FG6-8590-000		1	CABLE, PAPER PICK-UP		
54	FG6-8605-000		2	OPTICAL SENSOR PCB ASSEMBLY		
55	FH6-5014-020		1	CLUTCH, ELECTROMAGNETIC		
56	FH6-5043-020		1	CLUTCH, ELECTROMAGNETIC		
57	FH7-5702-050		1	SOLENOID		
58	FK2-0149-000		3	PHOTO-INTERRUPTER, TLP1253(C6)		
59	FS1-1512-000		4	BUSHING, PL		
60	FS1-1569-000		2	BUSHING		
62	FS5-3333-000		1	PULLEY, 16T		
63	FS6-0048-000		1	GEAR, 16T/46T		
64	FS6-0049-000		1	GEAR, 48T		
65	FS6-0051-000		1	GEAR, 17T/20T		
66	FS6-0053-020		1	GEAR, 20T		
67	FS6-0056-000		1	GEAR, 32T		
68	FS6-2668-020		1	SPRING, TENSION		
69	FS6-2670-000		1	SPRING, TENSION		
70	FS6-2678-030		1	SPRING, TENSION		
71	FS6-2742-000		1	SPRING, TENSION		
72	FS6-2996-000		1	SPRING, TORSION		
74	XA9-0265-010		2	SCREW, W/TOOTHED WASHER, (S)		



FIGURE & KEY NO.	PARTS NUMBER	R A N K	Q'TY	DESCRIPTION	SERIAL NUMBER/ REMARKS	S V C
75	XA9-0591-000		2	SCREW, M3X8		
76	XA9-0605-000		4	SCREW, M4X8		
78	XA9-0633-000		1	SCREW,RS,W/WASHER,M4X8		
79	XG9-0407-000		1	BEARING, BALL, UGF106P12ZZD4ML		
501	XB1-2300-407		2	SCREW, BH3X4 (S)		
502	XB1-2300-609		2	SCREW, MACHINE M3X6		
503	XB1-2400-609		4	SCREW,NACH.,TRUSS HEAD,M4X6		
505	XB6-2400-509		2	SETSCREW, HEXAGON SOCKET		
506	XD1-1104-132		1	SHIM, CIRCULAR		
508	XD3-1200-102		2	SPRING PIN		
509	XD2-1100-372		1	RETAINING RING (E-TYPE)		
512	XD2-2100-802		1	GRIP RING (D=8)		
513	XD3-0300-082		1	PIN, SPRING		
514	XD3-2200-102		2	PIN, PARALLEL		
515	XD3-2200-122		1	PIN, DOWEL		
517	XD9-0137-000		11	RING, E		

# FIGURE 312 FRONT DECK RIGHT PICK-UP ASS'Y

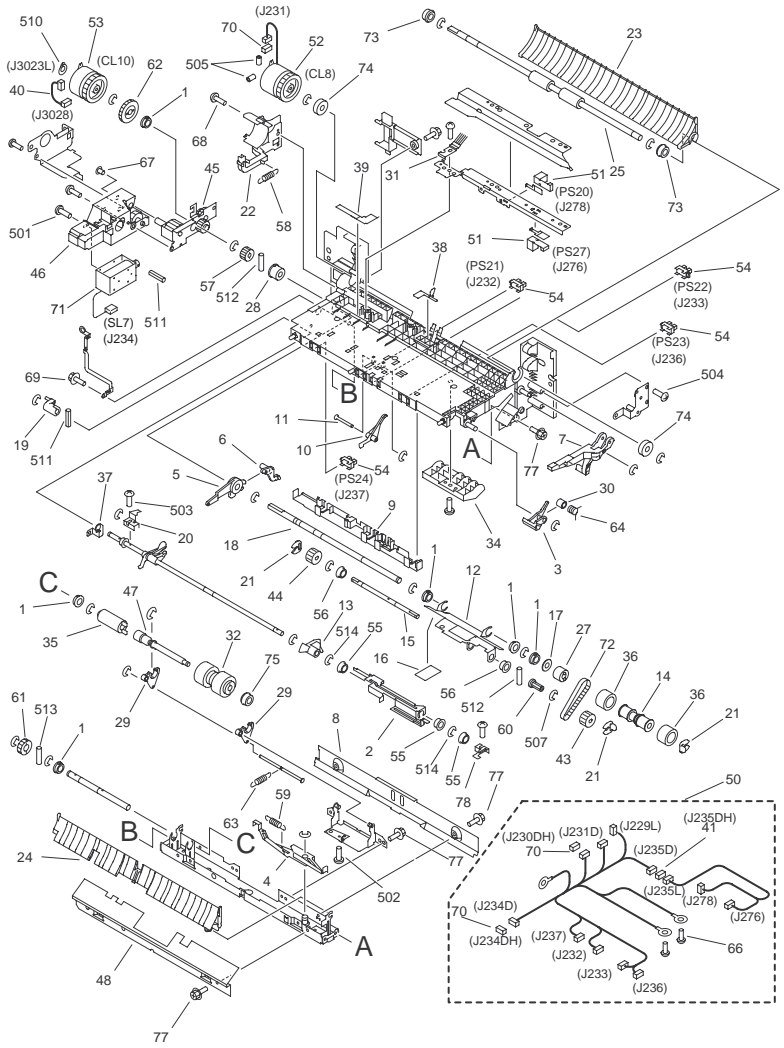


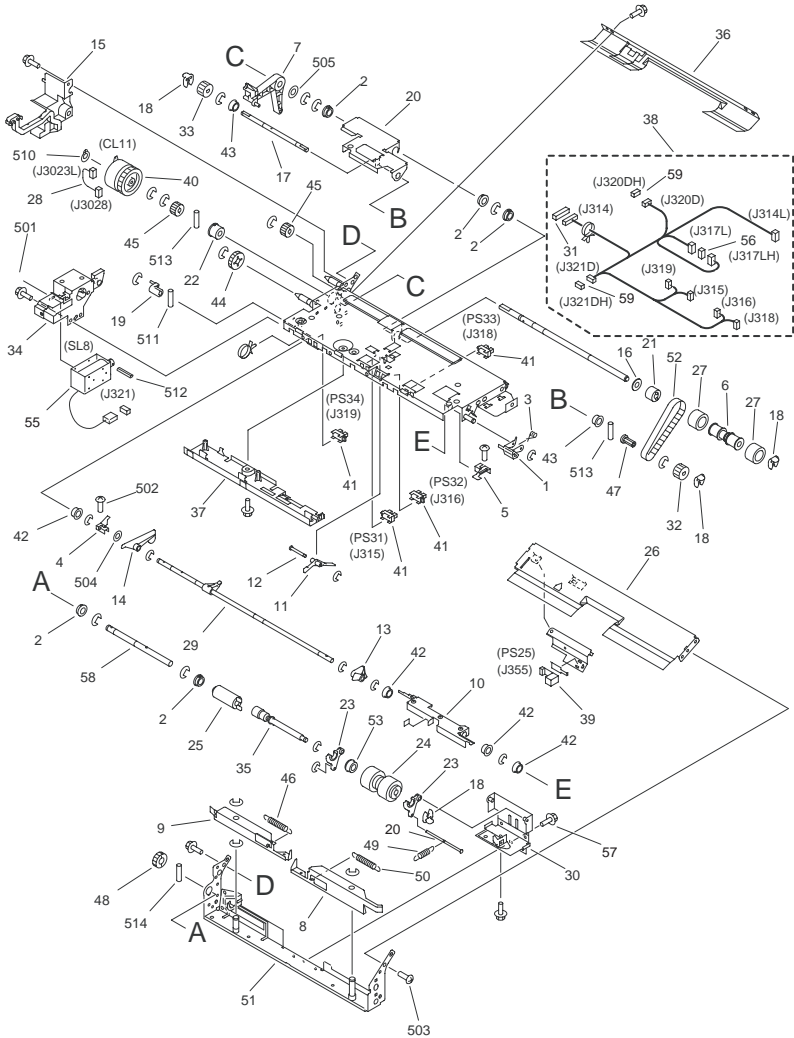
FIGURE & KEY NO.	PARTS NUMBER	RANK	Q'TY	DESCRIPTION	SERIAL NUMBER/REMARKS	SVC
Fig.312	FG9-3889-010		1	FRONT DECK RIGHT PICK-UP ASS'Y		
1	FA9-2112-000		6	BUSHING, PL		
2	FA9-3691-020		1	PLATE, PAPER FLAG RELEASE		
3	FB2-7593-000		1	CAM		

FIGURE & KEY NO.	PARTS NUMBER	R A N K	Q'TY	DESCRIPTION	SERIAL NUMBER/ REMARKS	S V C
4	FB2-7603-040		1	LEVER, RELEASE		
5	FB2-7605-000		1	LINK, UP, 1		
6	FB2-7606-000		1	LINK, UP, 2		
7	FB2-7614-000		1	LEVER, RELEASE		
8	FB6-6573-000		1	GUIDE, FEED		
9	FB2-7632-000		1	GUIDE		
10	FB2-7630-000		1	FLAG, PAPER		
11	FB2-7633-020		1	SHAFT, SENSOR		
12	FB2-7641-040		1	PLATE, PICK-UP		
13	FB2-7642-000		1	ARM, PAPER		
14	FB2-7696-000		1	COLLAR,PAPER FEED ROLLER		
15	FB2-7702-020		1	SHAFT, PAPER PICK-UP		
16	FB2-8410-000		1	SHEET, PICK-UP		
17	FB2-8512-000		1	SPACER		
18	FB4-1989-000		1	SHAFT, PAPER FEED ROLLER		
19	FB4-2000-000		1	CAM, PICK-UP RELEASE, REAR		
20	FB2-8266-020		1	PLATE, PICK-UP, REAR		
21	FB4-2007-000		3	RING, RETAINING		
22	FB4-2009-000		1	PLATE, CLUTCH LIMIT, RIGHT		
23	FB4-2010-000		1	GUIDE, JOINT		
24	FB4-2012-000		1	GUIDE, OPEN/CLOSE, RIGHT		
25	FB5-7013-020		1	ROLLER, FEED		
27	FB4-9029-000		1	CLUTCH, ONE-WAY		
28	FB4-9043-000		1	CLUTCH, ONE-WAY		
29	FB5-2063-000		2	ARM, SEPARATION ROLLER		
30	FB5-4339-000		1	SPACER, CAM		
31	FB5-5620-000		1	ELIMINATOR, STATIC CHARGE		
32	FB5-6586-000		1	ROLLER, SEPARATION		
34	FB6-0513-000		1	GUIDE, UPPER		
35	FC7-2494-000		1	TORQUE LIMITER		
36	FB6-0615-000		2	ROLLER, FEED		
37	FB6-2377-000		1	PLATE, PICK-UP GROUNDING		

FIGURE & KEY NO.	PARTS NUMBER	R A N K	Q'TY	DESCRIPTION	SERIAL NUMBER/ REMARKS	S V C
38	FB6-4057-000		1	PARTITION, RIGHT EXTRACTION		
39	FB6-4059-000		1	COVER, RIGHT LOWER, 2		
40	FF3-4190-000		1	CABLE, CLUTCH		
41	VS1-7177-008		1	CONNECTOR, SNAP TIGHT, BK		
43	FF5-7829-030		1	ROLLER, PICK-UP		
44	FF5-7830-000		1	ROLLER, PAPER PICK-UP, REAR		
45	FF5-7832-040		1	SUPPORT, PLATE, RIGHT		
46	FF5-7833-060		1	MOUNT, SOLENOID, RIGHT		
47	FF5-9784-020		1	SHAFT, SEPARATION ROLLER		
48	FF6-1534-020		1	GUIDE, PICK-UP INLET, RIGHT		
50	FG6-8591-000		1	CABLE, RIGHT DECK		
51	FG6-8605-000		2	OPTICAL SENSOR PCB ASSEMBLY		
52	FH6-5014-020		1	CLUTCH, ELECTROMAGNETIC		
53	FH6-5043-020		1	CLUTCH, ELECTROMAGNETIC		
54	FK2-0149-000		4	PHOTO-INTERRUPTER, TLP1253(C6)		
55	FS1-1512-000		3	BUSHING, PL		
56	FS1-1569-000		2	BUSHING		
58	FS5-2911-000		1	SPRING, TENSION		
59	FS5-2914-000		1	SPRING, TENSION		
60	FS5-3333-000		1	PULLEY, 16T		
61	FS6-0053-020		1	GEAR, 20T		
62	FS6-0056-000		1	GEAR, 32T		
63	FS6-2678-030		1	SPRING, TENSION		
64	FS6-2997-000		1	SPRING, TORSION		
66	XA9-0265-000		2	SCREW, W/TOOTHED WASHER, (S)		
67	XA9-0271-000		1	SCREW, PANHEAD MACHINE		
68	XA9-0605-000		6	SCREW, M4X8		
69	XA9-0633-000		1	SCREW,RS,W/WASHER,M4X8		
70	VS1-7177-002		3	CONNECTOR, SNAP TIGHT, BK		
71	FK2-0126-000		1	SOLENOID		
72	XF9-0525-000		1	BELT, TIMING, 59T		
73	XG9-0211-000		2	BALL BEARING, MF128ZZ1MC3D4M		

FIGURE & KEY NO.	PARTS NUMBER	RANK	Q'TY	DESCRIPTION	SERIAL NUMBER/REMARKS	SVC
74	XG9-0250-000		2	BALL BEARING, 688AZZNR*MC3D4M		
75	XG9-0407-000		1	BEARING, BALL, UGF106P12ZZD4ML		
77	XA9-0628-000		9	SCREW,RS,M4X8		
78	FB2-7624-020		1	PLATE, PICK-UP, FRONT		
79	FF5-3228-000		1	SHAFT, PICK-UP, UPPER		
501	XB1-2300-407		2	SCREW, BH3X4 (S)		
502	XB1-2300-409		1	SCREW, MACHINE M3X4		
503	XB1-2300-609		2	SCREW, MACHINE M3X6		
504	XB1-2400-609		2	SCREW,NACH.,TRUSS HEAD,M4X6		
505	XB6-2400-509		2	SETSCREW, HEXAGON SOCKET		
507	XD2-1100-372		1	RETAINING RING (E-TYPE)		
510	XD2-2100-802		1	GRIP RING (D=8)		
511	XD3-0300-082		1	PIN, SPRING		
512	XD3-2200-102		2	PIN, PARALLEL		
513	XD3-2200-122		1	PIN, DOWEL		

# FIGURE 313 FRONT DECK LEFT PICK-UP AASS'Y



NOTE 1 : This assembly includes the assembly shown in Figure 316.  
 NOTE 2 : This assembly does not include the part shown with key No.49.  
 注1 : このユニットにFigure316のユニットを含みます。  
 注2 : このユニットにKey No. 49の部品は含まれません。

FIGURE & KEY NO.	PARTS NUMBER	RANK	Q'TY	DESCRIPTION	SERIAL NUMBER/REMARKS	SVC
Fig.313	FG9-3890-010		1	FRONT DECK LEFT PICK-UP AASS'Y		
1	FA5-2872-000		1	ARM,REL.PICK-UP ROLLER,FRONT		

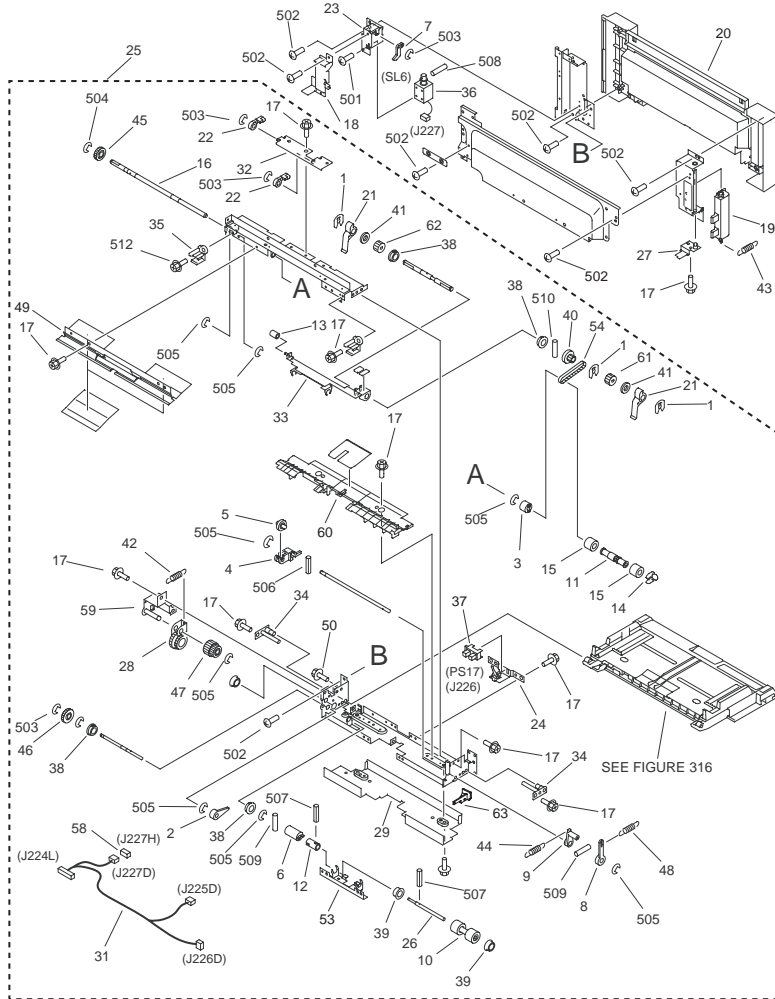
FIGURE & KEY NO.	PARTS NUMBER	R A N K	Q'TY	DESCRIPTION	SERIAL NUMBER/ REMARKS	S V C
2	FA9-2112-000		5	BUSHING, PL		
3	FB1-7070-000		1	SPRING, TORSION		
4	FB2-7623-020		1	PLATE, PICK-UP, REAR		
5	FB2-7624-020		1	PLATE, PICK-UP, FRONT		
6	FB2-7696-000		1	COLLAR,PAPER FEED ROLLER		
7	FB2-7715-020		1	LINK, RELEASE		
8	FB2-7716-020		1	PLATE, RELEASE		
9	FB2-7717-030		1	PLATE, RELEASE		
10	FB2-7718-030		1	PLATE, RELEASE LEVER		
11	FB2-7720-000		1	LEVER, PAPER		
12	FB2-7721-020		1	LEVER, LIMITER		
13	FB2-7722-000		1	LEVER, PAPER SENSOR		
14	FB2-7723-000		1	LEVER, LIMITER		
15	FB2-7724-000		1	GUIDE, CABLE		
16	FB2-8512-000		3	SPACER		
17	FB2-7702-020		1	AHAFT, PAPER PICK-UP		
18	FB4-2007-000		3	RING, RETAINING		
19	FB4-2031-000		1	CAM, PICK-UP RELEASE, REAR		
20	FB2-7704-050		1	PLATE, PICK-UP		
21	FB4-9029-000		1	CLUTCH, ONE-WAY		
22	FB4-9043-000		1	CLUTCH, ONE-WAY		
23	FB5-2063-000		2	ARM, SEPARATION ROLLER		
24	FB5-6586-000		1	ROLLER, SEPARATION		
25	FC7-2494-000		1	TORQUE LIMITER		
26	FB6-0524-020		1	GUIDE, PICK-UP, LOWER		
27	FB6-0615-000		2	ROLLER, FEED		
28	FF3-4190-000		1	CABLE, CLUTCH		
29	FF5-3221-020		1	SHAFT, PICK-UP, LEFT		
30	FF6-2568-020		1	MOUNT, SEPARATION ROLLER		
31	VS1-6319-020		1	CONNECTOR, SNAP TIGHT		
32	FF5-7829-030		1	ROLLER, PICK-UP		
33	FF5-7830-000		1	ROLLER, PAPER PICK-UP, REAR		

FIGURE & KEY NO.	PARTS NUMBER	R A N K	Q'TY	DESCRIPTION	SERIAL NUMBER/ REMARKS	S V C
34	FF5-7840-040		1	MOUNT, SOLENOID, LEFT		
35	FF5-9784-020		1	SHAFT, SEPARATION ROLLER		
36	FF6-1535-020		1	GUIDE, PICK-UP, UPPER		
37	FB2-7719-000		1	COVER, SENSOR		
38	FG6-8592-000		1	CABLE, LEFT DECK		
39	FG6-8605-000		1	OPTICAL SENSOR PCB ASSEMBLY		
40	FH6-5043-020		1	CLUTCH, ELECTROMAGNETIC		
41	FK2-0149-000		4	PHOTO-INTERRUPTER, TLP1253(C6)		
42	FS1-1512-000		4	BUSHING, PL		
43	FS1-1569-000		2	BUSHING		
44	FS2-0544-000		1	GEAR, 24T		
45	FS5-0338-000		2	GEAR, 16T		
46	FS5-2919-000		1	SPRING, TENSION		
47	FS5-3333-000		1	PULLEY, 16T		
48	FS6-0053-020		1	GEAR, 20T		
49	FS6-2678-030		1	SPRING, TENSION		
50	FS7-2533-000		1	SPRING, TENSION		
51	FF5-2993-060		1	PLATE, PICK-UP, LOWER		
52	XF9-0525-000		1	BELT, TIMING, 59T		
53	XG9-0407-000		1	BEARING, BALL, UGF106P12ZZD4ML		
55	FK2-0126-000		1	SOLENOID		
56	VS1-7177-004		1	CONNECTOR, SNAP TIGHT, BK		
57	XA9-0628-000	AR		SCREW, RS, M4X8		
58	FF5-7540-000		1	SHAFT, SEPARATION DRIVE		
59	VS1-7177-002		2	CONNECTOR, SNAP TIGHT, BK		
60	FC7-4553-000		1	SHAFT, PAPER FEEDER ROLLER		
501	XB1-2300-407		2	SCREW, BH3X4 (S)		
502	XB1-2300-609		3	SCREW, MACHINE M3X6		
503	XB1-2400-609		2	SCREW,NACH.,TRUSS HEAD,M4X6		
504	XD1-1108-223		1	WASHER,COP		
505	XD1-1108-226		1	WASHER		
510	XD2-2100-802		1	GRIP RING (D=8)		



FIGURE & KEY NO.	PARTS NUMBER	R A N K	Q'TY	DESCRIPTION	SERIAL NUMBER/ REMARKS	S V C
511	XD3-1200-102		1	SPRING PIN		
512	XD3-1300-102		1	PIN, SPRING		
513	XD3-2200-102		2	PIN, PARALLEL		
514	XD3-2200-122		1	PIN, DOWEL		

# FIGURE 315 MULTI FEEDER ASSEMBLY



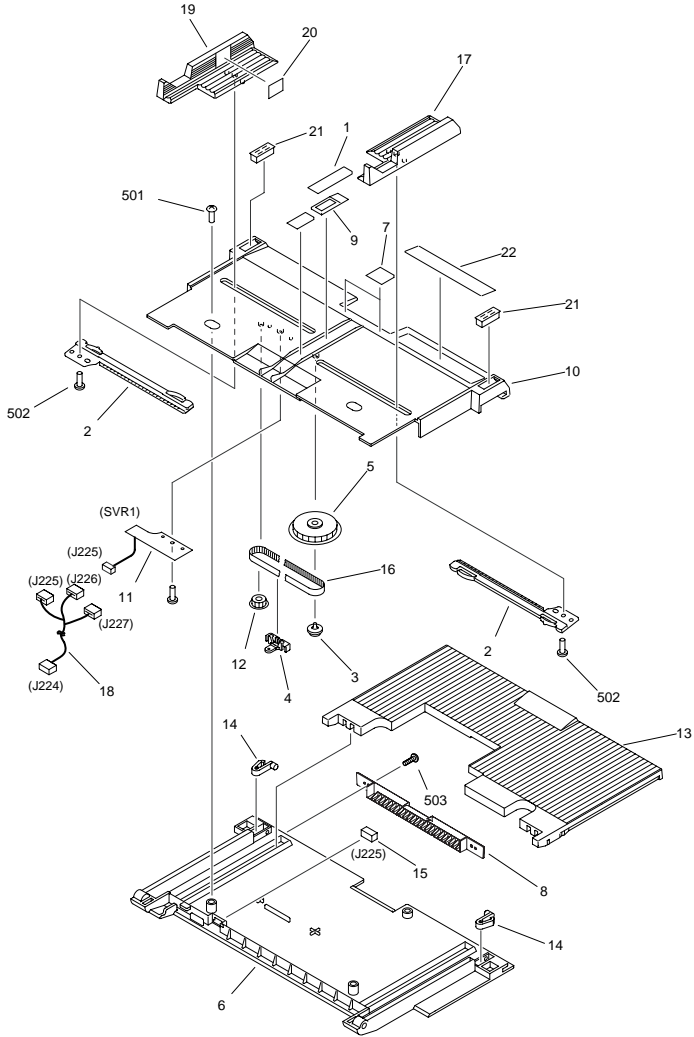
NOTE 1 : This assembly includes the assembly shown in Figure 316.  
 注1 : このユニットにFigure316のユニットを含みます。

FIGURE & KEY NO.	PARTS NUMBER	R A N K	Q'TY	DESCRIPTION	SERIAL NUMBER/REMARKS	S V C
Fig.315	FM2-4068-000		1	MULTI FEEDER ASSEMBLY		
1	FA3-8727-000		3	RETAINING RING		
2	FA5-4266-000		1	ARM		

FIGURE & KEY NO.	PARTS NUMBER	R A N K	Q'TY	DESCRIPTION	SERIAL NUMBER/ REMARKS	S V C
3	FA6-7728-000		1	COLLAR, B-ROLLER		
4	FA6-7737-000		1	ARM, RETURDE		
5	FA6-8071-000		1	ROLLER		
6	FC7-2495-000		1	TORQUE LIMIT		
7	FB2-7515-020		1	ARM, PICK-UP		
8	FB2-7537-000		1	LEVER, PRESSURE		
9	FB2-7542-000		1	LEVER, RELEASE		
10	FB2-7545-000		1	ROLLER, SPONGE		
11	FB2-7558-000		1	SPACER, ROLLER		
12	FB2-8227-000		1	COUPLING		
13	FB2-8384-000		1	ROLLER, PICK-UP		
14	FB4-2007-000		2	RING, RETAINING		
15	FB4-2035-000		2	ROLLER, FEED ROLLER		
16	FB4-3747-020		1	SHAFT, FEEDER ROLLER		
17	XA9-0628-000		AR	SCREW,RS,M4X8		
18	FB4-1358-000		1	COVER, SOLENOID		
19	FC6-8951-000		1	HANDLE		
20	FL2-3488-000		1	DOOR, MULTI		
21	FB5-2837-000		2	SHUTTER		
22	FB5-2838-000		2	BLOCK, SHUTTER STOP		
23	FF5-2939-030		1	PLATE, SOLENOID		
24	FF5-2943-050		1	MOUNT, SENSOR		
25	FM2-4087-000		1	MULTI PAPER PICK-UP ASSEMBLY		
26	FB3-8572-020		1	SHAFT, SEPARATION ROLLER, 1		
27	FF5-7674-030		1	PLATE, MULTI FEED DOOR SWITCH		
28	FF5-7675-030		1	GEAR, SWING		
29	FC6-7170-000		1	COVER, MULTI		
30	FC7-0206-000		1	GUIDE, POSITIONING		
31	FG6-1866-020		1	CABLE, MULTI		
32	FF5-9551-030		1	PLATE, SHUTTER		
33	FF5-9561-000		1	PLATE, PICK-UP		
34	FF6-1856-030		2	SUPPORT, TRAY FIXING		

FIGURE & KEY NO.	PARTS NUMBER	R A N K	Q'TY	DESCRIPTION	SERIAL NUMBER/ REMARKS	S V C
35	FC7-0207-000		1	GUIDE, POSITIONING		
36	FH7-5838-030		1	SOLENOID		
37	FK2-0149-000		1	PHOTO-INTERRUPTER, TLP1253(C6)		
38	FS1-1569-000		9	BUSHING		
39	FS2-1357-000		2	BUSHING (POM, UL94)		
40	FS5-3331-000		1	PULLEY, 14T		
41	FS5-6581-000		2	SPACER, PICK-UP SHAFT		
42	FS6-2892-000		1	SPRING, TENSION		
43	FS6-2893-000		1	SPRING, TENSION		
44	FS6-2985-000		1	SPRING, TENSION		
45	FS7-0039-000		1	GEAR, 16T		
46	FS7-0040-000		1	GEAR, 20T		
47	FS7-0041-000		1	GEAR, 16T/20T		
48	FS7-2057-000		1	SPRING, TENSION		
49	FL2-4623-000		1	GUIDE, UPPER		
50	XA9-0908-000		1	SCREW PS,M4X8		
53	FL2-3546-000		1	MOUNT, ROLLER		
54	XF9-0502-000		1	BELT, TIMING		
58	VS1-7177-003		1	CONNECTOR, SNAP TIGHT, BK		
59	FL2-3478-000		1	SUPPORT, IDLER GEAR		
60	FL2-3522-000		1	GUIDE, PAPER		
61	FF9-1763-000		1	ROLLER,PAPER PICK-UP,FRONT		
62	FF6-1764-000		1	ROLLER,PAPER PICK-UP,REAR		
501	XB1-2300-409		4	SCREW, MACHINE M3X4		
502	XB1-2400-609		AR	SCREW,NACH.,TRUSS HEAD,M4X6		
503	XD2-1100-322		5	RETAINING RING (E-TYPE)		
505	XD2-1100-502		11	RETAINING RING (E-TYPE)		
506	XD3-1200-102		1	SPRING PIN		
507	XD3-1200-122		2	SPRING PIN		
508	XD3-2200-082		1	PIN, PARALLEL		
509	XD3-2200-102		3	PIN, PARALLEL		
510	XD3-2200-122		1	PIN, DOWEL		

# FIGURE 316 MULTI TRAY ASSEMBLY



NOTE 1 : This assembly is included in the assembly shown in Figure 315.  
 注1 : このユニットはFigure315のユニットに含まれます。

FIGURE & KEY NO.	PARTS NUMBER	RANK	QTY	DESCRIPTION	SERIAL NUMBER/REMARKS	SVC
Fig.316	FM2-4069-000		1	MULTI TRAY ASSEMBLY		
1	FB6-2886-000		1	PAD, MULTI SEPARATION		
2	FB1-8619-000		2	RACK		

FIGURE & KEY NO.	PARTS NUMBER	R A N K	Q'TY	DESCRIPTION	SERIAL NUMBER/ REMARKS	S V C
3	FB1-8620-000		1	RING, PULLEY		
4	FB1-8621-000		1	PLATE, LOCK		
5	FB1-8625-000		1	GEAR, 18T		
6	FC6-5578-000		1	BASE, TRAY		
7	FB2-7740-020		2	SHEET, SEPARATION		
8	FC6-7186-000		1	COVER, BLANKING		
9	FB6-2887-000		1	SUPPORT, MULTI PAD		
10	FC6-8942-000		1	TRAY, FIXING		
11	FG5-1958-000		1	MULTI VR PCB ASSEMBLY		
12	FS5-3177-000		1	PULLEY, IDLER		
13	FC6-8943-000		1	TRAY, MOVABLE		
14	RA1-7807-000		2	CLIP		
15	VS1-7177-003		1	CONNECTOR, SNAP TIGHT, BK		
16	XF9-0393-000		1	BELT, TIMING		
17	FC6-8944-000		1	PLATE, PAPER SIDE END, FRONT		
18	FG5-1946-000		1	CABLE		
19	FL2-3521-000		1	PLATE, PAPER SIDE END, REAR		
20	FC6-8946-000		1	LABEL, 'LIMIT, PAPER HEIGHT'		
21	XZ9-0582-000		2	CATCH, MAGNET		
22	FU5-8658-000		1	LABEL, PAPER SIZE	JP	
22	FU5-8659-000		1	LABEL, PAPER SIZE	208V UL	
22	FU5-8660-000		1	LABEL, PAPER SIZE	iR7105 230V GB iR7095 230V GB iR7086 230V GB iR7105 230V EUR iR7095 230V EUR iR7086 230V EUR iR7095P 230V GB iR7095P 230V EUR	
22	FU5-8661-000		1	LABEL, PAPER SIZE	iR7105 230V A/B iR7095 230V A/B iR7095 220V CN iR7105 220V CN iR7105 230V AU iR7095 230V AU iR7086 230V AU iR7095P 230V AU	
501	XB1-2400-606		2	SCREW, MACHINE M4X6		
502	XB4-7300-609		2	SCREW, TAP, BINDING HEAD, M3X6		
503	XB4-5400-807		2	SCREW, P, M4X8		



FIGURE & KEY NO.	PARTS NUMBER	RANK	Q'TY	DESCRIPTION	SERIAL NUMBER/REMARKS	SVC
Fig.320	FM2-6146-000		1	FIXING/FEEDER FRAME ASSEMBLY	iR7105 208V UL iR7095 208V UL iR7095P 208V UL	
Fig.320	FM2-6999-000		1	FIXING/FEEDER FRAME ASSEMBLY	iR7086 208V UL	
Fig.320	FM2-5876-000		1	FIXING/FEEDER FRAME ASSEMBLY	iR7105 230V A/B iR7095 230V A/B iR7095 220V CN iR7105 230V GB iR7095 230V GB iR7105 220V CN iR7105 230V AU iR7095 230V AU iR7105 230V EUR iR7095 230V EUR	
Fig.320	FM2-6123-000		1	FIXING/FEEDER FRAME ASSEMBLY	iR7086 230V GB iR7086 230V AU iR7086 230V EUR	
Fig.320	FM2-6149-000		1	FIXING/FEEDER FRAME ASSEMBLY	iR7086B	
Fig.320	FM2-6148-000		1	FIXING/FEEDER FRAME ASSEMBLY	iR7105B 200V	
Fig.320	FM2-6147-000		1	FIXING/FEEDER FRAME ASSEMBLY	iR7095P 230V GB iR7095P 230V AU iR7095P 230V EUR	
1	FB6-7105-000		1	COVER, TRANSFER		
2	FF6-2857-000		1	COVER, FIXING/FEEDER		
3	FS6-8703-000		1	LABEL, FIXING UNIT NUMBER		
4	FA9-4008-000		1	BUSHING		
5	FB2-1035-000		1	COUPLING, DRIVE		
6	FB5-7671-000		1	GUIDE, PAPER PASS, 1		
7	FB5-7672-000		1	GUIDE, PAPER PASS, 2		
8	FB5-7673-020		1	GUIDE, STOP		
9	FB2-8213-000		1	COVER, HANDLE, REAR		
10	FB2-8217-020		1	SPRING, LEAF		
11	FF5-6000-020		1	LEVER		
12	FC6-5471-000		1	KNOB		
13	FS5-2974-000		1	SPRING, COMPRESSION		
14	FH6-5014-020		1	CLUTCH, ELECTROMAGNETIC		
15	FH7-5844-020		1	CLUTCH, ELECTROMAGNETIC		
16	FS1-9199-000		2	SCREW, M4		
17	FS5-2947-000		2	SPRING, TENSION		
18	FS5-9275-020		1	SCREW, STEPPED M4X30		
19	FB2-8192-000		1	SPRING, TORSION		



FIGURE & KEY NO.	PARTS NUMBER	R A N K	Q'TY	DESCRIPTION	SERIAL NUMBER/ REMARKS	S V C
20	FB2-8204-000		1	CAM, REGISTRATION		
21	FB2-8214-000		1	SPRING, COMPRESSION		
22	FB2-8376-000		1	GUIDE, SHAFT		
23	FB3-2331-020		1	SPACER		
24	FB3-8398-020		1	GUIDE, HANDLE		
25	FS5-6328-000		1	WASHER		
26	FB4-2062-000		1	SPRING, TORSION		
28	FB4-2077-000		1	HOOK, LOCK		
29	FB4-2224-000		1	GUIDE, CLAW, FRONT 2		
30	FB4-2225-000		1	GUIDE, CLAW, REAR		
31	FB4-2235-000		1	CAM, ONE-WAY, 1		
32	FB4-2236-000		1	CAM, ONE-WAY, 2		
33	FB4-2237-000		1	TERMINAL, FIXING BIAS		
34	FB4-2254-000		1	CAM, RECIPROCATING INPUT		
35	FB4-2299-000		1	LEVER, DEFLECTOR, 1		
36	FB4-2300-000		1	LEVER, DEFLECTOR, 2		
37	FB4-2305-020		2	DEFLECTOR, 1		
38	FB4-2306-020		2	DEFLECTOR, 2		
39	FB4-2307-020		1	DEFLECTOR, 3		
40	FB4-2308-020		1	DEFLECTOR, 4		
41	FB4-2312-000		2	ROLLER, DELIVERY AUXILIARY		
42	FB4-2314-000		2	BELT, TIMING		
43	FB4-2317-000		2	SPRING, LEAF		
44	FB4-2327-000		1	TERMINAL, BIAS		
49	FB5-2618-020		1	COVER,GEAR		
50	FB5-7076-000		2	ROLLER, REVERSE AUXILIARY		
51	FB5-7656-020		1	GUIDE, DELIVERY REVERSE		
52	FB6-0480-020		1	COVER, SEPARATION DUCT		
53	FB6-2373-000		1	FLAG, SENSOR		
54	FB6-2376-000		1	SPRING, TORSION		
55	FC6-8962-000		1	COVER, LOWER		
56	FF5-3154-020		1	LINK, RELEASE, 2		

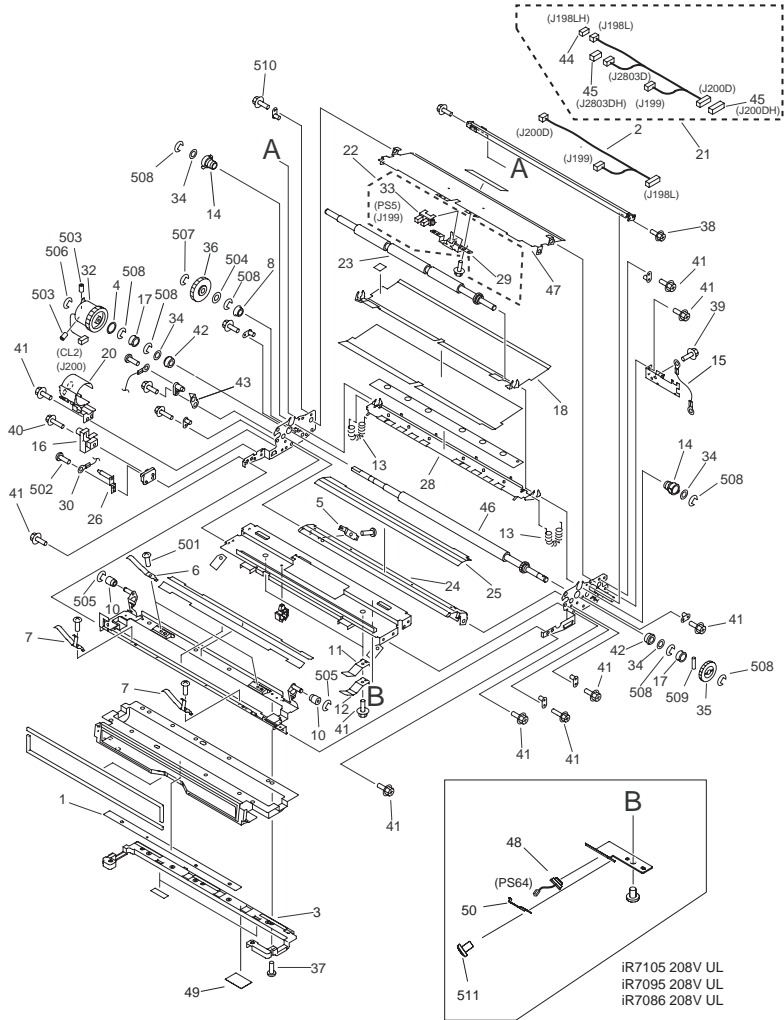
FIGURE & KEY NO.	PARTS NUMBER	R A N K	Q'TY	DESCRIPTION	SERIAL NUMBER/ REMARKS	S V C
57	FF5-7846-030		1	LINK, ROTATING		
58	FF5-7850-030		1	LINK, SLIDE		
59	FF5-8736-020		1	GUIDE, DELIVERY, LOWER, 2		
60	FF5-8787-030		1	LINK,LATCH RELEASE,1		
61	FF6-1509-030		1	LINK, LOCK RELEASE		
62	FG6-1879-020		1	CABLE, LOCK SOLENOID		
63	FB5-3407-000		6	ROLLER, DELIVERY, OUTER		
64	FS2-0441-000		1	GEAR, 28T		
65	XG9-0250-000		1	BALL BEARING, 688AZZNR*MC3D4M		
66	FG6-8621-000		1	CABLE, SEPARATION FAN		
67	FH6-1548-040		1	FAN, COOLING		
68	FH6-1942-020		1	FAN, COOLING		
69	FH7-5837-030		1	SOLENOID		
70	FH7-5845-030		1	SOLENOID		
71	FM2-4381-000		1	CABLE, JAM SENSOR CONNECTING		
72	FC6-9706-000		1	LEVER, SENSOR		
73	FS6-2833-000		1	SPRING, TORSION		
74	FM2-4879-000		1	ENTRANCE MOTOR ASSEMBLY		
75	FH6-1542-020		1	MOTOR, STEPPING, DC, 2.9W		
76	FM2-4379-000		1	CABLE, ENTRANCE MOTOR		
77	FM2-5097-000		1	CABLE, HIGH VOLTAGE		
78	FM2-5098-000		1	CABLE, HIGH VOLTAGE		
79	FM2-5855-000		1	EXTERNAL DELIVERY SENSOR ASSY		
80	FC6-9715-000		1	LEVER		
81	FG6-1871-000		1	CABLE, EXT. DELIVERY SENSOR		
82	FS5-2949-000		1	SPRING, DEL. SENSING, SUS		
83	FS1-0542-000		1	GEAR, 22T		
84	FS1-1508-000		2	BUSHING		
85	FS2-9001-020		1	SCREW,STEPPED,M4		
86	FS2-9267-020		2	SCREW, STEPPED, M4		
87	FS3-2159-000		1	SPRING, TENSION		
88	FS4-2048-000		1	SPRING, TENSION		

FIGURE & KEY NO.	PARTS NUMBER	R A N K	Q'TY	DESCRIPTION	SERIAL NUMBER/ REMARKS	S V C
89	FS5-1474-000		2	BUSHING COP		
90	FS5-1803-000		1	BUSHING		
91	FS5-2907-020		1	SPRING, TORSION		
92	FS5-3615-000		2	PULLEY, 18T		
93	FS5-6487-000		1	WASHER		
94	FS5-6488-000		4	WASHER		
95	FS5-6575-000		1	ROLLER, BACKLASH		
96	FS5-9210-020		1	SCREW, STEPPED, M4		
97	FS6-0899-000		1	GEAR, 38T		
98	FS6-0991-000		1	GEAR, 37T		
99	FS6-0992-000		1	GEAR, 28T/45T		
100	FS6-0993-000		1	GEAR, 39T/46T		
101	FS6-0994-000		1	GEAR, 16T/26T		
102	FS6-0995-000		1	GEAR, 21T		
103	FS6-0996-000		1	GEAR, 20T/38T		
104	FS6-0997-000		1	GEAR, 18T		
105	FS6-0998-000		1	GEAR, 15T/32T		
106	FS6-0999-000		1	GEAR, 30T		
107	FS6-1149-000		1	BUSHING		
108	FS6-2982-020		4	SPRING, TENSION		
109	FS6-2993-020		2	SPRING, TENSION		
110	FS7-0002-000		1	GEAR, 22T		
111	FS7-0899-000		1	GEAR, 20T		
112	FU6-2279-000		1	SPRING, TENSION		
113	FM2-5873-000		1	M3 MOTOR ASSEMBLY		
114	FK2-1002-000		1	MOTOR, BRUSHLESS		
119	FS7-0006-000		1	GEAR, 25T/75T		
121	FS6-0081-000		1	GEAR, 20T		
123	XA9-0605-000		13	SCREW, M4X8		
124	XA9-0628-000		AR	SCREW, RS, M4X8		
126	XA9-0908-000		2	SCREW PS, M4X8		
127	XG3-6012-405		2	BALL BEARING, NSK MF126ZZ		

FIGURE & KEY NO.	PARTS NUMBER	R A N K	Q'TY	DESCRIPTION	SERIAL NUMBER/ REMARKS	S V C
128	XG9-0211-000		4	BALL BEARING, MF128ZZ1MC3D4M		
130	XA9-1030-000		4	SCREW, RS, M4X12		
131	XA9-0940-000		1	SCREW, W/WASHER, M4X12		
132	FK2-0149-000		4	PHOTO-INTERRUPTER, TLP1253(C6)		
133	VS1-7177-003		4	CONNECTOR, SNAP TIGHT, BK		
134	VS1-7177-004		1	CONNECTOR, SNAP TIGHT, BK		
135	VS1-7177-002		3	CONNECTOR, SNAP TIGHT, BK		
136	VS1-7177-006		1	CONNECTOR, SNAP TIGHT, BK		
137	VS1-7173-006		1	CONNECTOR, SNAP TIGHT, 6P, W		
138	FC7-3058-000		1	SHEET, CABLE PROTECTIVE	iR7105B 200V iR7086B 100V iR7105 208V UL iR7095 208V UL iR7086 208V UL iR7095P 208V UL iR7095P 230V GB iR7095P 230V AU iR7095P 230V EUR	
139	FM2-4356-000		1	TRANSMISSION PCB ASSEMBLY	iR7105B 200V iR7086B 100V iR7105 208V UL iR7095 208V UL iR7086 208V UL iR7095P 208V UL iR7095P 230V GB iR7095P 230V AU iR7095P 230V EUR	
140	VS1-7177-007		1	CONNECTOR, 7P, FEMALE, BK	iR7105B 200V iR7086B 100V iR7105 208V UL iR7095 208V UL iR7086 208V UL iR7095P 208V UL iR7095P 230V GB iR7095P 230V AU iR7095P 230V EUR	
141	FM2-4374-000		1	CABLE, TRANSMISSION	iR7105B 200V iR7086B 100V iR7105 208V UL iR7095 208V UL iR7086 208V UL iR7095P 208V UL iR7095P 230V GB iR7095P 230V AU iR7095P 230V EUR	
142	FU6-2280-000		1	SPRING, TENSION		
501	XB1-2300-809		2	SCREW, MACHINE M3X8		
502	XB4-7300-809		2	SCREW, TAP, BINDING HEAD, M3X8		
503	XB4-7301-609		1	SCREW, TAPPING M3X16		
504	XD3-2300-322		1	PIN		
505	XB1-2400-609		AR	SCREW,NACH.,TRUSS HEAD,M4X6		
507	XD2-1100-642		AR	RING,E		

FIGURE & KEY NO.	PARTS NUMBER	R A N K	Q'TY	DESCRIPTION	SERIAL NUMBER/ REMARKS	S V C
508	XD3-2200-142		7	PIN, PARALLEL		
509	XD3-1300-162		1	PIN, SPRING		
510	XD2-1100-172		1	RETAINING RING (E-TYPE), M1.7		
511	XB1-2300-607		6	SCREW, BH3X6(S)		
512	XB1-2300-407		8	SCREW, BH3X4 (S)		
513	XB1-2300-609		1	SCREW, MACHINE M3X6		
514	XB1-2400-407		1	SCREW,MACH.,TRUSS HEAD,M4X4		
515	XB1-2401-409		3	SCREW, BINDING HEAD MACHINE		
516	XB1-2404-009		2	SCREW, MACHINE M4X40		
517	XB6-2400-509		2	SETSCREW, HEXAGON SOCKET		
518	XB6-7400-609		5	SCREW, MACHINE M4X6		
519	XB7-2100-309		1	NUT, HEX M3		
520	XD1-1103-137		1	WASHER PLAIN M3.1, COP		
521	XD2-1100-242		3	WASHER, RETAINING		
522	XD2-1100-322		5	RETAINING RING (E-TYPE)		
523	XD2-1100-502		AR	RETAINING RING (E-TYPE)		
524	XD2-1100-802		15	RETAINING RING (E-TYPE)		
525	XD3-1200-102		1	SPRING PIN		
526	XD3-1300-082		1	PIN, SPRING		
527	XD3-2200-102		3	PIN, PARALLEL		
528	XD3-2200-202		1	PIN, M2 X20		
529	XD3-2300-202		1	PIN, PARALLEL		
530	XB1-2260-407		4	SCREW BH 2.6X4		
531	XB1-2400-409		4	SCREW,MACH.,TRUSS HEAD,M4X4		
532	XB3-6400-809		AR	SCREW,RS,M4		
533	XD2-1100-602		1	RETAINING RING (E-TYPE)		
534	XD2-2100-802		1	GRIP RING (D=8)		
535	XD3-2200-122		1	PIN, DOWEL		
536	XD3-2200-162		1	PIN, PARALLEL		

# FIGURE 325 REGIST. TRANSFER ASSEMBLY



NOTE : This assembly is included in the assembly shown in Figure 320.  
注 : このユニットはFigure320のユニットに含まれます。

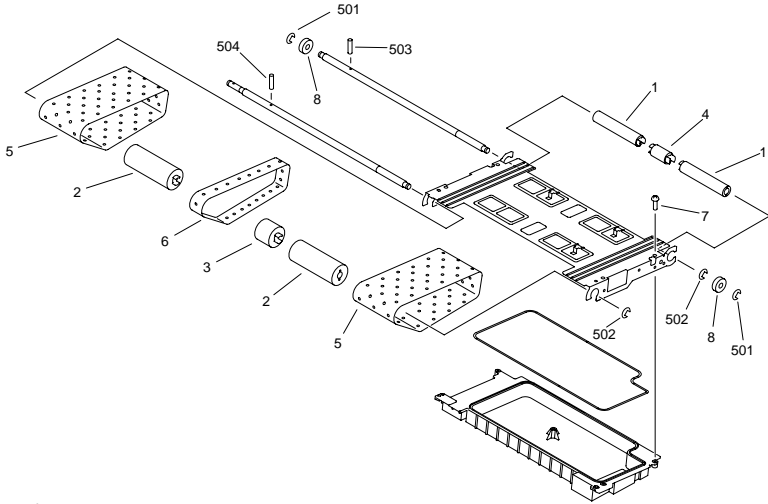
FIGURE & KEY NO.	PARTS NUMBER	RANK	Q'TY	DESCRIPTION	SERIAL NUMBER/REMARKS	SVC
Fig.325	FM2-5861-000		1	REGIST. TRANSFER ASSEMBLY	iR7086N 100V iR7105i 200V iR7095i 200V iR7105 230V A/B iR7095 230V A/B iR7095 220V CN iR7105 230V GB iR7095 230V GB iR7086 230V GB iR7105 220V CN iR7105 230V AU iR7095 230V AU iR7086 230V AU iR7105 230V EUR iR7095 230V EUR iR7086 230V EUR	
Fig.325	FM2-6957-000		1	REGIST. TRANSFER ASSEMBLY	iR7105B 200V iR7086B 100V iR7105 208V UL iR7095 208V UL iR7086 208V UL iR7095P 208V UL iR7095P 230V GB iR7095P 230V AU iR7095P 230V EUR	
1	FB6-0474-020		1	RETAINER, DUCT, 2		
3	FC6-5475-000		1	RETAINER, DUCT		
4	FB2-6285-020		1	SHIM		
5	FB4-1670-000		1	TERMINAL, LOWER GUIDE		
6	FB4-1679-000		2	SPRING, LEAF		
7	FB4-1719-000		2	SPRING, LEAF		
8	FA9-4008-000		1	BUSHING		
10	FB4-3850-000		2	COLLAR, POSITIONING		
11	FB4-3851-000		2	SPRING, LEAF		
12	FB4-3852-000		2	SPRING, LEAF		
13	FB4-3858-000		2	SPRING, TENSION		
14	FB4-3860-000		2	BUSHING		
15	FM2-5096-000		1	CABLE, GROUNDING		
16	FB4-9515-000		1	COVER, TERMINAL		
17	FB5-7676-000		2	COLLAR, REGISTRATION, LOWER		
18	FL2-3471-000		1	GUIDE, PRE-REGISTRATION, UPPER		
20	FM1-0659-000		1	COVER, CLUTCH		
21	FM2-4375-000		1	CABLE,REGIST		
22	FM2-5854-000		1	PAPER FEEDER SENSOR ASSEMBLY		
23	FF5-7877-000		1	ROLLER, REGISTRATION, UPPER		
24	FF5-7878-030		1	GUIDE, PRE-TRANSFER, LOWER		
25	FB4-1667-000		1	SHEET, PROTECTIVE		

FIGURE & KEY NO.	PARTS NUMBER	R A N K	Q'TY	DESCRIPTION	SERIAL NUMBER/ REMARKS	S V C
26	FF5-8796-000		1	TERMINAL, PAPER FEED		
28	FF6-1053-000		1	GUIDE, PRE-TRANSFER, UPPER		
29	FL2-3539-000		1	SENSOR UNIT, PAPER FEEDER		
30	FG6-6879-000		1	CABLE, FEEDER HIGH-VOLTAGE		
32	FH6-5013-020		1	CLUTCH, ELECTROMAGNETIC		
33	FK2-0149-000		1	PHOTO-INTERRUPTER, TLP1253(C6)		
34	FS5-6487-000		4	WASHER		
35	FS6-0056-000		1	GEAR, 32T		
36	FS7-0901-000		1	GEAR, 38T		
37	XA9-0253-000		7	SCREW, MACH., PAN HEAD, M3X8		
38	XA9-0626-000		2	SCREW,M3X6		
39	XA9-0633-000		1	SCREW,RS,W/WASHER,M4X8		
40	XA9-1030-000		3	SCREW, RS, M4X12		
41	XA9-0628-000		21	SCREW,RS,M4X8		
42	XG9-0472-000		2	BALL BEARING, MF128ZZ1MC3EECZZ		
43	FB6-2378-000		1	SHEET, REGISTRATION, LOWER		
44	VS1-7177-007		1	CONNECTOR, 7P, FEMALE, BK		
45	VS1-7177-002		2	CONNECTOR, SNAP TIGHT, BK		
46	FF6-1049-000		1	ROLLER, REGISTRATION, LOWER		
47	FL2-3520-000		1	GUIDE, PRE-REGISTRATION, LOWER		
48	FK2-0999-000		1	SENSOR	iR7105B 200V iR7086B 100V iR7105 208V UL iR7095 208V UL iR7086 208V UL iR7095P 208V UL iR7095P 230V GB iR7095P 230V AU iR7095P 230V EUR	
49	FC6-9710-000		1	SHEET, CABLE PROTECTIVE	iR7105B 200V iR7086B 100V iR7105 208V UL iR7095 208V UL iR7086 208V UL iR7095P 208V UL iR7095P 230V GB iR7095P 230V AU iR7095P 230V EUR	
50	FC6-5474-000		1	HOLDER, SENSOR	iR7105B 200V iR7086B 100V iR7105 208V UL iR7095 208V UL iR7086 208V UL iR7095P 208V UL iR7095P 230V GB iR7095P 230V AU iR7095P 230V EUR	



FIGURE & KEY NO.	PARTS NUMBER	RANK	Q'TY	DESCRIPTION	SERIAL NUMBER/REMARKS	SVC
501	XB1-2300-409		4	SCREW, MACHINE M3X4		
502	XB2-7300-607		5	SCREW, WWASHER, M3X6		
503	XB6-2400-609		2	HEX SOCKET SCREW		
504	XD1-1108-212		1	WASHER,COP		
505	XD2-1100-322		2	RETAINING RING (E-TYPE)		
506	XD2-1100-402		1	RETAINING RING (E-TYPE)		
507	XD2-1100-502		1	RETAINING RING (E-TYPE)		
508	XD2-1100-642		8	RING,E		
509	XD3-2200-142		1	PIN, PARALLEL		
510	XB1-2400-607		11	SCREW, CROSS-RECESS, FCH		
511	XB2-8300-805		1	SCREW,MACH,PAN HEAD,M3X8		

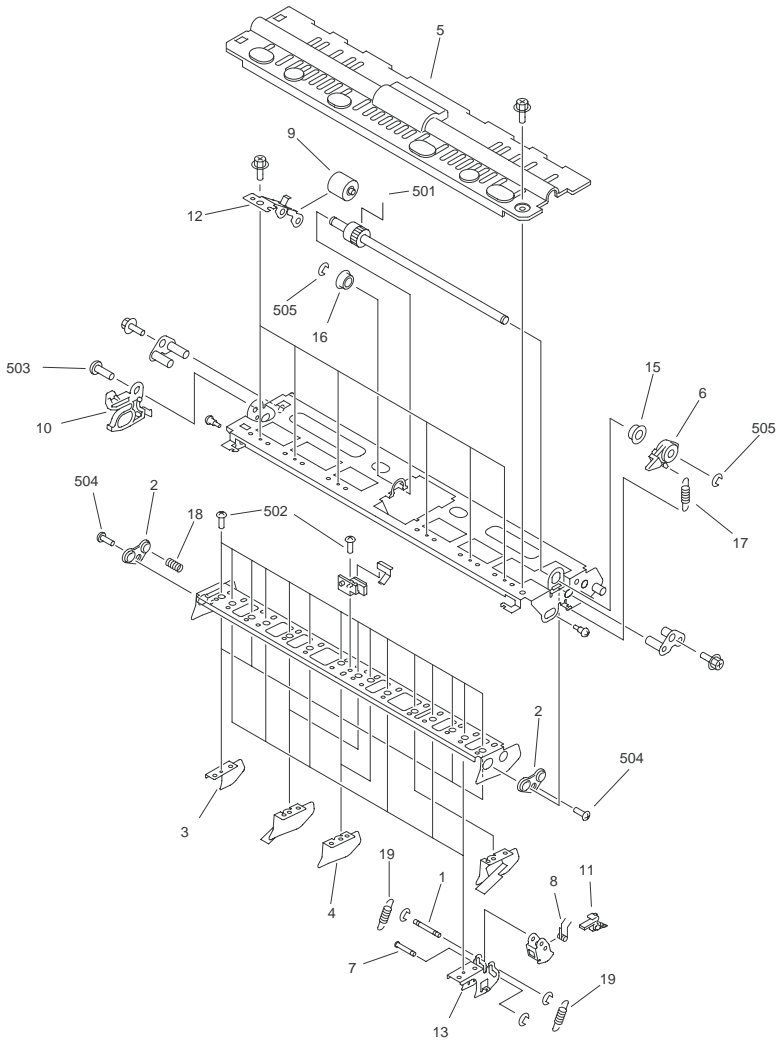
# FIGURE 330 FEEDER ASSEMBLY



NOTE : This assembly is included in the assembly shown in Figure 320.  
注 : このユニットはFigure320のユニットに含まれます。

FIGURE & KEY NO.	PARTS NUMBER	RANK	QTY	DESCRIPTION	SERIAL NUMBER/REMARKS	SVC
Fig.330	FG6-8033-000		1	FEEDER ASSEMBLY		
1	FB4-2088-000		2	ROLLER, IDLER		
2	FB4-2090-000		2	ROLLER, FEEDER BELT DRIVE		
3	FB4-2093-000		1	ROLLER, FEEDER BELT DRIVE		
4	FB4-2094-000		1	ROLLER, IDLER		
5	FB6-0484-000		2	BELT, PAPER FEED		
6	FB6-0485-000		1	BELT, PAPER FEED		
7	XA9-0605-000		5	SCREW, M4X8		
8	XG9-0250-000		2	BALL BEARING, 688AZZNR*MC3D4M		
501	XD2-1100-642		2	RING,E		
502	XD2-1100-802		2	RETAINING RING (E-TYPE)		
503	XD3-2200-142		1	PIN, PARALLEL		
504	XD3-2200-162		1	PIN, PARALLEL		

# FIGURE 350 INTERNAL DELIVERY UPPER ASS'Y



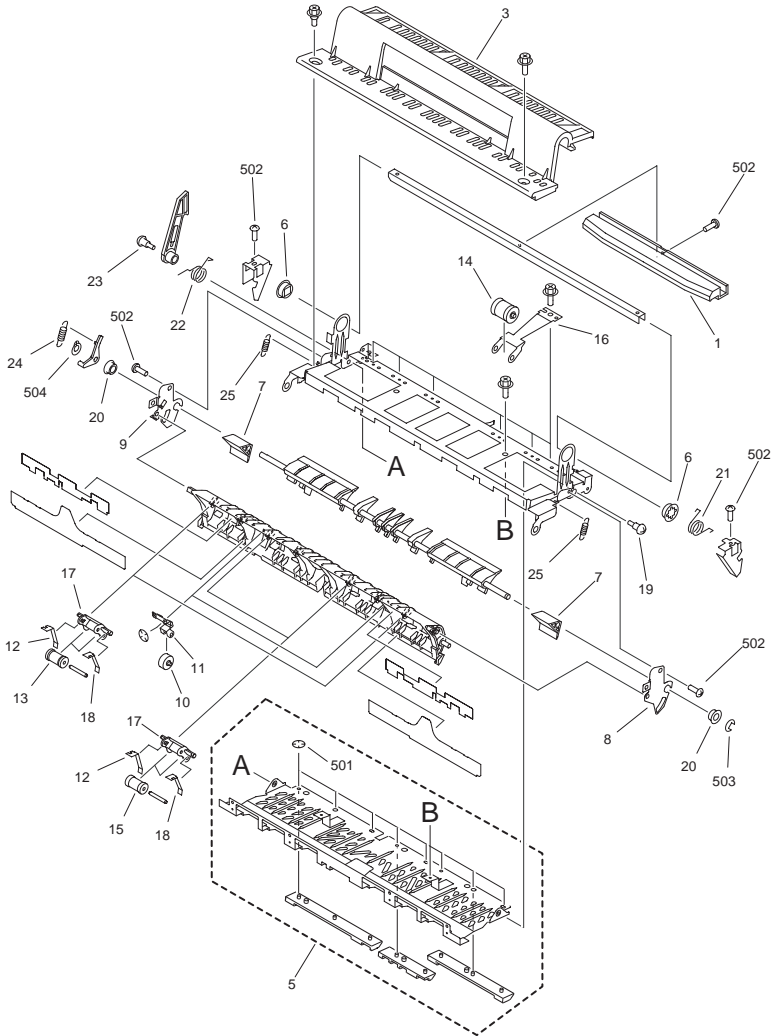
NOTE : This assembly is included in the assembly shown in Figure 320.

注 : このユニットはFigure320のユニットに含まれます。

FIGURE & KEY NO.	PARTS NUMBER	RANK	Q'TY	DESCRIPTION	SERIAL NUMBER/REMARKS	SVC
Fig.350	FM1-0670-000		1	INTERNAL DELIVERY UPPER ASS'Y		
1	FA3-2764-020		6	ROD 2, SEPARATION CLAW, UPPER		
2	FB2-7163-000		2	BUSHING		

FIGURE & KEY NO.	PARTS NUMBER	RANK	Q'TY	DESCRIPTION	SERIAL NUMBER/REMARKS	SVC
3	FB5-7668-020		4	GUIDE, UPPER, 1		
4	FB5-8717-020		2	GUIDE, UPPER, 2		
5	FB6-7107-000		1	COVER,INTERNAL,DELIVERY,UPPER		
6	FB3-8369-000		1	LEVER, ONE-WAY		
7	FB3-8414-000		6	ROD 1, SEPARATION CLAW, UPPER		
8	FB6-0599-000		6	SPRING, TORSION		
9	FB5-8729-000		6	ROLLER, INSIDE DELIVERY		
10	FB4-2263-000		1	GUIDE, LOCK		
11	FB5-3625-000		6	CLAW, SEPARATING		
12	FB5-7666-000		6	HOLDER, FEEDER ROLLER		
13	FB5-6976-020		6	SUPPORT, SEPARATION CLAW		
15	FS1-1401-000		1	BUSHING, PL		
16	FS5-1372-000		1	BUSHING		
17	FS5-2946-000		1	SPRING, TENSION		
18	FS5-2953-020		1	SPRING, COMPRESSION		
19	FS7-2319-000		12	SPRING,TENSION		
501	XD3-1200-122		1	SPRING PIN		
502	XB1-2300-409		22	SCREW, MACHINE M3X4		
503	XB1-2400-609		4	SCREW,NACH.,TRUSS HEAD,M4X6		
504	XB6-7300-609		2	SCREW, MACH,PAN HEAD, M3X8		
505	XD2-1100-502		2	RETAINING RING (E-TYPE)		

# FIGURE 351 EXTERNAL DELIVERY UPPER ASS'Y

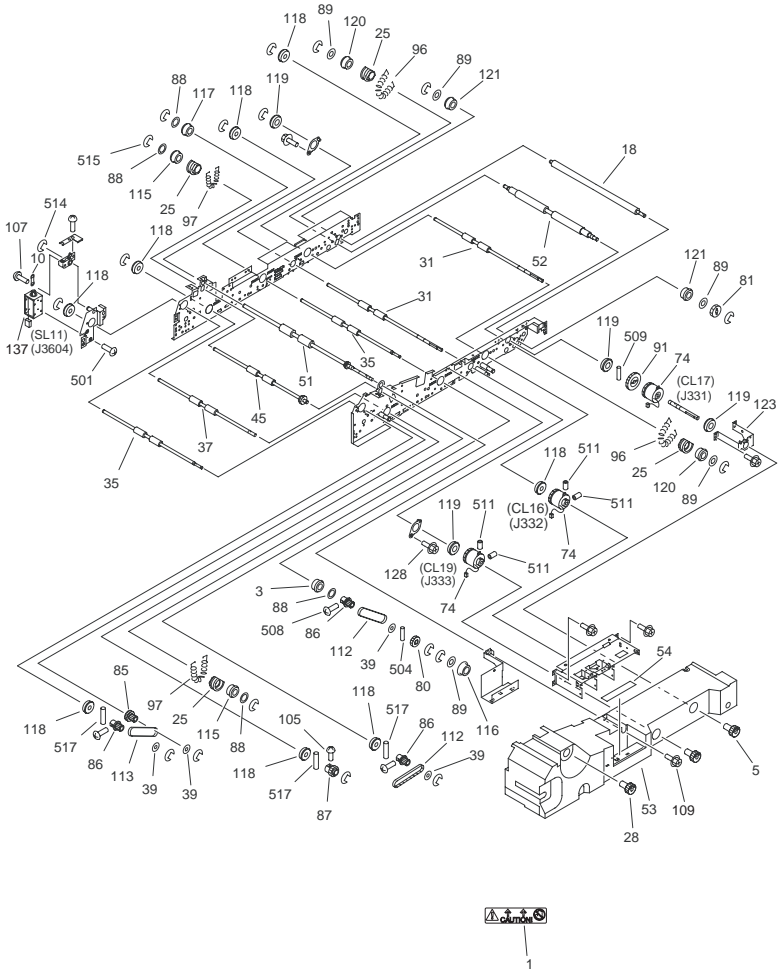


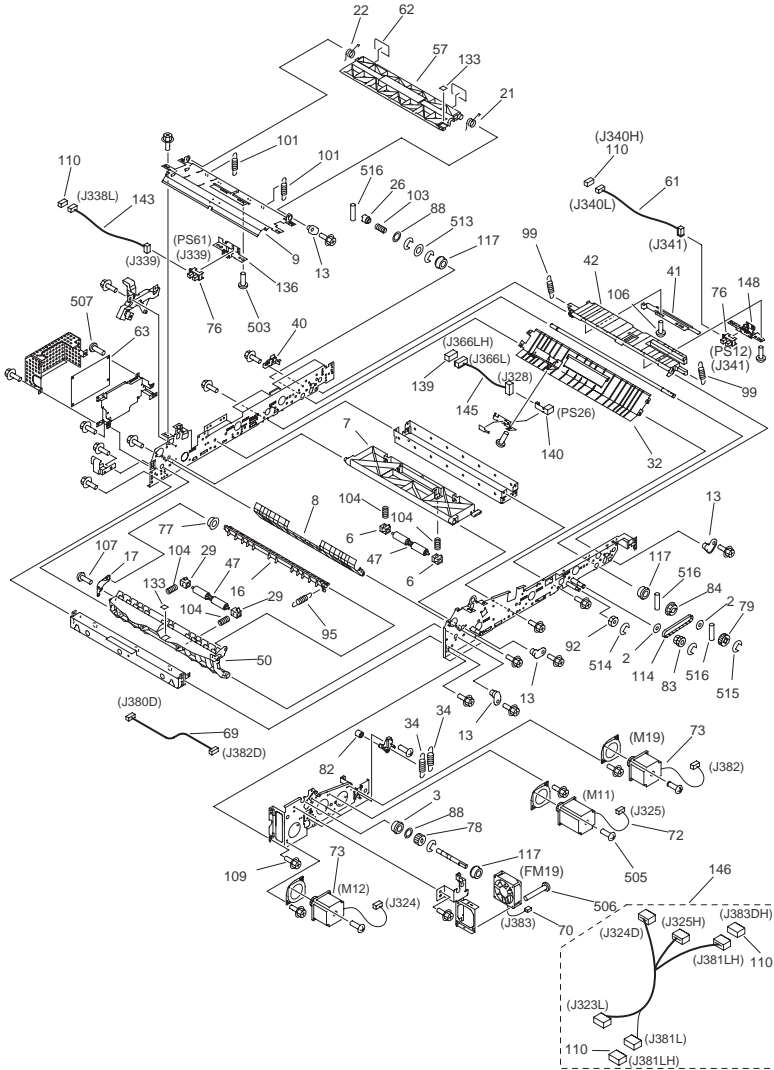
NOTE 1 : This assembly is included in the assembly shown in Figure 320.  
 NOTE 2 : This assembly does not include the parts shown with key No.3,23.  
 注1 : このユニットはFigure320のユニットに含まれます。  
 注2 : このユニットにKey No. 3、23の部品は含まれません。

FIGURE & KEY NO.	PARTS NUMBER	RANK	Q'TY	DESCRIPTION	SERIAL NUMBER/REMARKS	SVC
Fig.351	FG6-7366-000		1	EXTERNAL DELIVERY UPPER ASS'Y		

FIGURE & KEY NO.	PARTS NUMBER	RANK	Q'TY	DESCRIPTION	SERIAL NUMBER/REMARKS	SVC
1	FB2-7137-000		1	HANDLE, FEEDER		
3	FB6-7106-000		1	COVER,EXTERNAL DELIVERY,UPPER		
5	FF6-1029-000		1	GUIDE, EXTERNAL DELIVERY		
6	FC1-7438-000		2	BUSHING		
7	FB4-2284-000		2	GUIDE, AUXILIARY, 1		
8	FB4-2288-020		1	SUPPORT, DEFLECTOR, FRONT		
9	FB4-2289-020		1	SUPPORT, DEFLECTOR, REAR		
10	FB4-2293-000		2	ROLLER, IDLER		
11	FB4-2294-000		2	HOLDER, ROLLER		
12	FB5-7664-000		4	SPRING, LEAF		
13	FB5-3395-000		4	ROLLER		
14	FB5-3410-000		6	ROLLER		
15	FB5-3421-000		4	ROLLER, CURL		
16	FB5-7657-000		6	HOLDER, FEEDER ROLLER		
17	FB5-7662-000		4	HOLDER, ROLLER		
18	FB5-7663-000		4	SPRING, LEAF		
19	FS1-9199-000		1	SCREW, M4		
20	FS5-1004-000		2	BUSHING, POLYACETAR		
21	FS5-2944-000		1	SPRING, TORSION		
22	FS5-2982-000		1	SPRING, TORSION, SUS		
23	FS5-9284-020		1	SCREW, STEPPED		
24	FS6-2885-000		1	SPRING, TENSION		
25	FS6-2886-000		2	SPRING, TENSION		
501	XD2-2300-302		8	WASHER, RETAINING 3.0MM (SUS)		
502	XB1-2300-609		15	SCREW, MACHINE M3X6		
503	XD2-1100-402		1	RETAINING RING (E-TYPE)		
504	XD2-2100-502		1	GRIP RING		

# FIGURE 360 DUPLEX ASSEMBLY







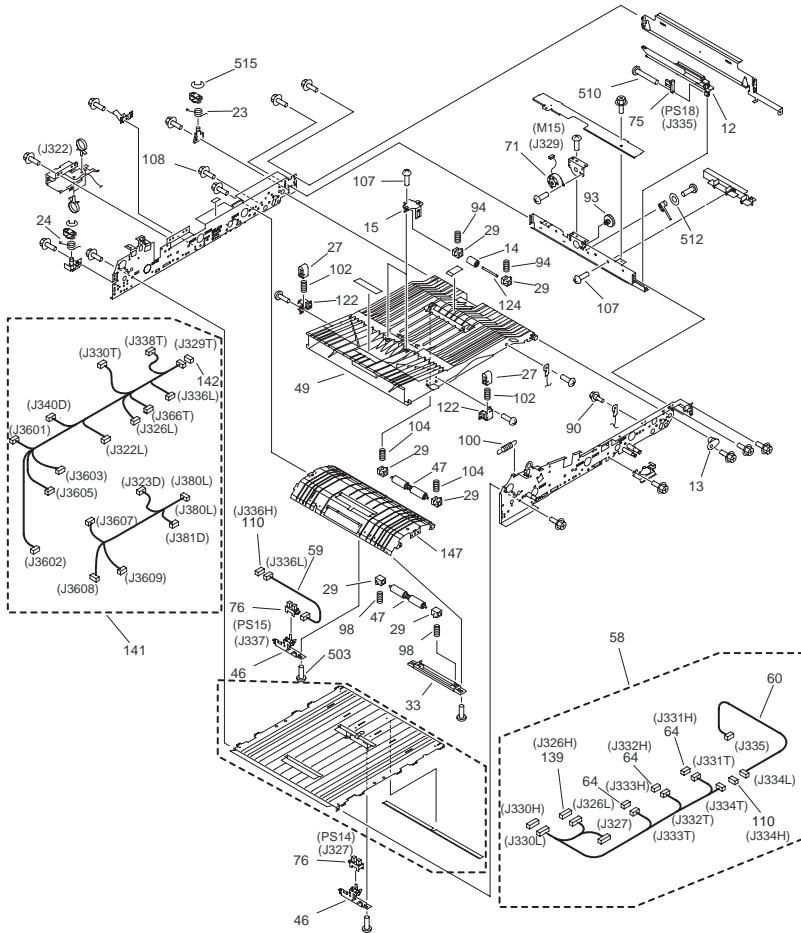


FIGURE & KEY NO.	PARTS NUMBER	RANK	QTY	DESCRIPTION	SERIAL NUMBER/REMARKS	SVC
Fig.360	FM2-5872-000		1	DUPLEX ASSEMBLY		
1	FU5-8657-000		1	LABEL, DUPLEX UNIT		
2	FA6-7939-000		2	FLANGE, PULLEY, 2		
3	FA9-2112-000		2	BUSHING, PL		
5	FB2-2139-020		2	KNOB		
6	FB2-7755-000		2	BUSHING		

FIGURE & KEY NO.	PARTS NUMBER	R A N K	Q'TY	DESCRIPTION	SERIAL NUMBER/ REMARKS	S V C
7	FB4-2106-000		1	GUIDE, REVERSE DELIVERY		
8	FB4-2113-020		1	GUIDE, REVERSING, LOWER		
9	FB4-2114-030		1	GUIDE, REVERSING, UPPER		
10	FB4-2150-000		1	LINK, SOLENOID		
12	FB4-2124-000		1	GUIDE, SIDE REGISTRATION SLIDE		
13	FB4-2131-000		5	GUIDE, HINGE		
14	FB4-2132-000		2	ROLLER, FEED		
15	FB4-2133-020		2	HOLDER, ROLLER		
16	FB4-2135-000		1	DEFLECTOR		
17	FB4-2136-020		1	SUPPORT, DEFLECTOR		
18	FB4-2145-020		1	ROLLER, STEEL		
21	FB4-2152-020		1	SPRING, TORSION		
22	FB4-2153-020		1	SPRING, TORSION		
23	FB4-2155-020		1	SPRING, TORSION		
24	FB4-2156-020		1	SPRING, TORSION		
25	FB4-2159-000		4	HOLDER, BUSHING		
26	FB4-2164-000		1	COUPLING		
27	FB6-7051-000		2	BLOCK, GUIDE PRESSURE		
28	FB4-7481-000		1	KNOB, DUPLEXING FEEDER		
29	FB4-7486-000		10	BUSHING		
31	FB5-6925-020		2	ROLLER, FEEDER		
32	FB6-0525-020		1	GUIDE, LEFT DECK, UPPER		
33	FB6-0534-000		1	HOLDER, ROLLER		
34	FB6-0559-000		6	SPRING, TENSION		
35	FB6-0560-020		2	ROLLER, FEEDER		
37	FB6-0575-020		1	ROLLER, FEEDER		
39	FB6-0579-000		4	FLANGE, PULLEY		
40	FB6-0623-000		1	COVER, CABLE PROTECTIVE		
41	FB6-0624-000		1	COVER, GUIDE LOWER		
42	FB6-0625-000		1	GUIDE, DUPLEXING OUTLET		
45	FF5-7736-000		1	ROLLER, REVERSE,1		
46	FF5-7737-050		2	PLATE, SENSOR SUPPORT		

FIGURE & KEY NO.	PARTS NUMBER	R A N K	Q'TY	DESCRIPTION	SERIAL NUMBER/ REMARKS	S V C
47	FB6-2397-000		4	ROLLER		
49	FF5-8200-000		1	GUIDE, LOWER FEEDER, UPPER		
50	FF5-8202-000		1	GUIDE, LEFT		
51	FF6-1519-000		1	ROLLER, REVERSE		
52	FF6-1520-000		1	ROLLER, SPONGE, DUPLEXING		
53	FF6-2859-000		1	FRONT COVER, DUPLEXING		
54	FS6-8704-000		1	LABEL, DUPLEXING UNIT NUMBER		
57	FF9-1910-020		1	GUIDE, REVERSING		
58	FG6-1839-020		1	CABLE, DUPLEXING FEEDER		
59	FG6-1840-020		1	CABLE, CONFLUENT SENSOR CONNECT		
60	FG6-1841-020		1	CABLE, REGIST SENSOR CONNECT		
61	FG6-1843-020		1	CABLE, REVERSING SENSOR		
62	FB6-2883-000		2	SHEET, REVERSE GUIDE		
63	FG6-8585-000		1	THROUGH-PATH PCB ASSEMBLY		
64	VS1-7177-002		3	CONNECTOR, SNAP TIGHT, BK		
69	FG6-8619-000		1	CABLE, MOTOR CONNECTING, 2		
70	FH6-1490-020		1	FAN, COOLING		
71	FH6-1542-020		1	MOTOR, STEPPING, DC, 2.9W		
72	FH6-1939-020		1	MOTOR, STEPPING		
73	FH6-1940-020		2	MOTOR, STEPPING		
74	FH6-5014-020		3	CLUTCH, ELECTROMAGNETIC		
75	FH7-7196-020		1	IC, EE-SX419-P12 <6>		
76	FK2-0149-000		4	PHOTO-INTERRUPTER, TLP1253(C6)		
77	FS1-1401-000		1	BUSHING, PL		
78	FS5-0338-000		1	GEAR, 16T		
79	FS5-0514-000		1	GEAR, 20T		
80	FS5-0710-000		1	GEAR, 16T		
81	FS5-0714-000		1	GEAR, 20T		
82	FS5-3314-000		3	PULLEY, 14T		
83	FS5-3613-000		1	GEAR, 16T/24T		
84	FS5-3617-000		1	PULLEY, 30T		

FIGURE & KEY NO.	PARTS NUMBER	R A N K	Q'TY	DESCRIPTION	SERIAL NUMBER/ REMARKS	S V C
85	FS5-3942-000		1	GEAR, 18T/16T		
86	FS5-3943-000		3	PULLEY, 18T		
87	FS5-3945-000		1	GEAR, 16T		
88	FS5-6487-000		7	WASHER		
89	FS5-6488-000		4	WASHER		
90	FS5-9221-020		1	SCREW,RS STEPPED,M3		
91	FS5-0070-000		1	GEAR, 40T		
92	FS6-0145-000		1	GEAR, 16T		
93	FS6-0557-000		1	GEAR, 12T/36T		
94	FS6-2769-020		4	SPRING, COMPRESSION		
95	FS6-2770-000		1	SPRING, TENSION		
96	FS6-2771-000		2	SPRING, TENSION		
97	FS6-2772-020		2	SPRING, TENSION		
98	FS6-2773-020		2	SPRING, COMPRESSION		
99	FS6-2777-020		2	SPRING, TENSION		
100	FS6-2830-020		1	SPRING, TENSION		
101	FS6-2831-020		2	SPRING, TENSION		
102	FS6-2832-000		2	SPRING, COMPRESSION		
103	FS6-2980-000		1	SPRING, COMPRESSION		
104	FS6-2992-000		6	SPRING, COMPRESSION		
105	XA9-0249-000		1	SCREW, M4X8		
106	XA9-0592-000		4	SCREW, M4X6		
107	XA9-0605-000		6	SCREW, M4X8		
108	XA9-0899-000		1	SCREW,RS,M4X10		
109	XA9-0908-000		10	SCREW PS,M4X8		
110	VS1-7177-003		3	CONNECTOR, SNAP TIGHT, BK		
112	XF2-1611-080		2	BELT, TIMING		
113	XF2-1612-680		1	BELT, TIMING		
114	XF9-0663-000		1	BELT, TIMING		
115	XG2-8012-355		2	BALL BEARING, NSK MR128ZZ1MC3		
116	XG9-0192-000		1	BALL BEARING, NMB DDLF-1060ZZH		
117	XG9-0211-000		4	BALL BEARING, MF128ZZ1MC3D4M		

FIGURE & KEY NO.	PARTS NUMBER	RANK	Q'TY	DESCRIPTION	SERIAL NUMBER/REMARKS	SVC
118	XG9-0249-000		8	BALL BEARING,608ZZ1NR*MC3ED4ML		
119	XG9-0250-000		4	BALL BEARING, 688AZZNR*MC3D4M		
120	XG9-0291-000		2	BEARING, BALL, LOWER ROLLER		
121	XG9-0362-000		2	BEARING,BALL		
122	FB4-2326-020		2	HOLDER,GUIDE		
123	FB5-6910-020		1	COVER, CLUTCH		
124	FB4-2134-020		2	SHAFT, PAPER FEEDER ROLLER		
128	XA9-0628-000		47	SCREW,RS,M4X8		
133	FB4-9030-000		1	LABEL, GUIDE		
136	FL2-3540-000		1	SENSOR UNIT, DUPLEX REVERSE		
137	FH7-5837-030		1	SOLENOID		
139	VS1-7173-003		1	CONNECTOR, SNAP TIGHT, 3P, W		
140	FG6-8605-000		1	OPTICAL SENSOR PCB ASSEMBLY		
141	FG6-8616-030		1	CABLE, THROUGH-PATH DRAWER		
142	VS1-7177-006		1	CONNECTOR, SNAP TIGHT, BK		
143	FG6-8617-020		1	CABLE, OUTLET SENSOR CONNECT		
145	FG6-8593-000		1	CABLE, DECK SENSOR CONNECTING		
146	FG6-8618-020		1	CABLE,MOTOR CONNECTING		
147	FF6-1536-020		1	GUIDE, LEFT DECK, LOWER		
148	FF6-1843-020		1	SUPPORT, SENSOR		
501	XB1-2300-409		6	SCREW, MACHINE M3X4		
503	XB1-2400-609		21	SCREW,NACH.,TRUSS HEAD,M4X6		
504	XD3-2200-182		1	PIN, DOWEL		
505	XB1-2401-009		6	SCREW, MACHINE M4X10		
506	XB1-2402-009		2	SCREW, MACHINE M4X20 (S)		
507	XB2-7400-607		4	SCREW, TOOTHED WASHER, M4X6		
508	XB2-8300-805		3	SCREW, MACH, PAN HEAD, M3X8		
509	XD3-2200-162		2	PIN, PARALLEL		
510	XB4-7301-209		1	SCREW, SELF-TAPPING		
511	XB6-2400-509		6	SETSCREW, HEXAGON SOCKET		
512	XD1-1104-139		1	WASHER,COP		
513	XD1-1108-229		1	WASHER,COP		

FIGURE & KEY NO.	PARTS NUMBER	R A N K	Q'TY	DESCRIPTION	SERIAL NUMBER/ REMARKS	S V C
514	XD2-1100-502		2	RETAINING RING (E-TYPE)		
515	XD2-1100-642		34	RING,E		
516	XD3-2200-122		3	PIN, DOWEL		
517	XD3-2200-142		3	PIN, PARALLEL		

# FIGURE 420 1 MIRROR MOUNT ASSEMBLY

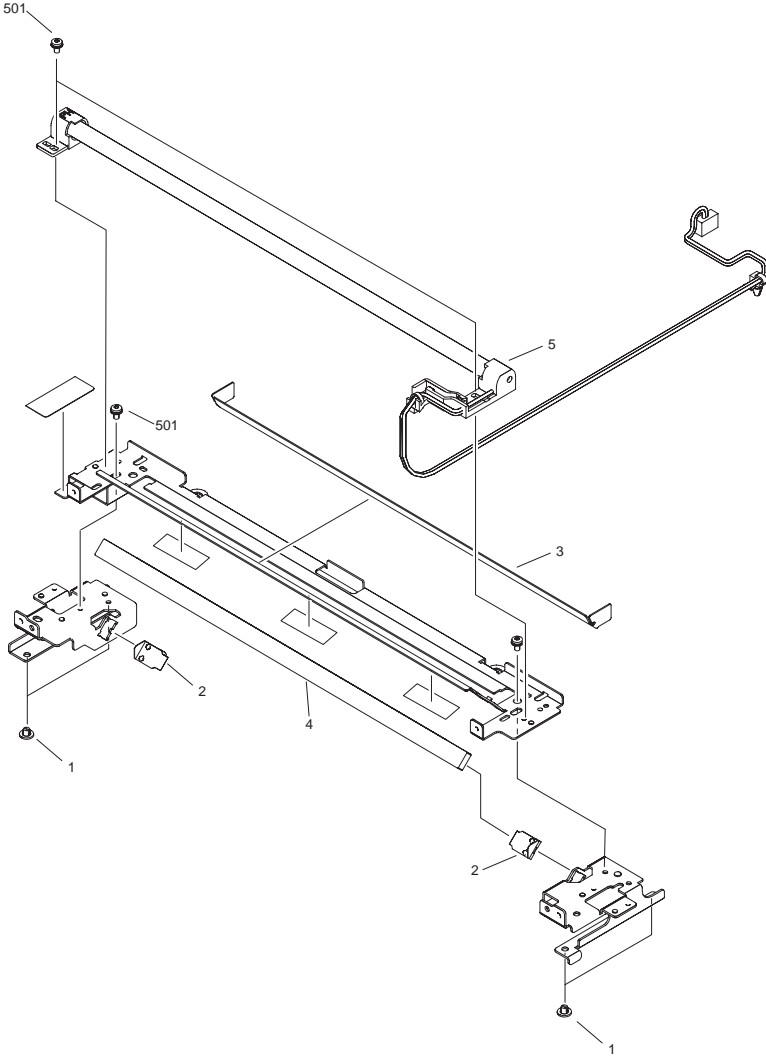


FIGURE & KEY NO.	PARTS NUMBER	R A N K	Q'TY	DESCRIPTION	SERIAL NUMBER/ REMARKS	S V C
Fig.420	FM2-4747-000		1	1 MIRROR MOUNT ASSEMBLY	iR7086N 100V iR7105i 200V iR7095i 200V iR7105 208V UL iR7095 208V UL iR7105 230V A/B iR7095 230V A/B iR7095 220V CN iR7105 230V GB iR7095 230V GB iR7105 220V CN iR7105 230V AU iR7095 230V AU iR7105 230V EUR iR7095 230V EUR	
Fig.420	FM2-3179-000		1	1 MIRROR MOUNT ASSEMBLY	iR7086	
1	FC5-0127-000		4	PIN, SLIDER		
2	FC5-2835-000		2	SPRING, LEAF, MIRROR		
3	FC6-7114-000		1	REFLECTOR	iR7086N 100V iR7105i 200V iR7095i 200V iR7105 208V UL iR7095 208V UL iR7105 230V A/B iR7095 230V A/B iR7095 220V CN iR7105 230V GB iR7095 230V GB iR7105 220V CN iR7105 230V AU iR7095 230V AU iR7105 230V EUR iR7095 230V EUR	
3	FC6-4006-000		1	REFLECTOR	iR7086	
4	FL2-3154-000		1	MIRROR, 1		
5	FM2-4759-000		1	XENON LAMP ASSEMBLY		
501	XB2-8300-607		4	SCREW, M3X6, S		



# FIGURE 430 2 MIRROR MOUNT ASSEMBLY

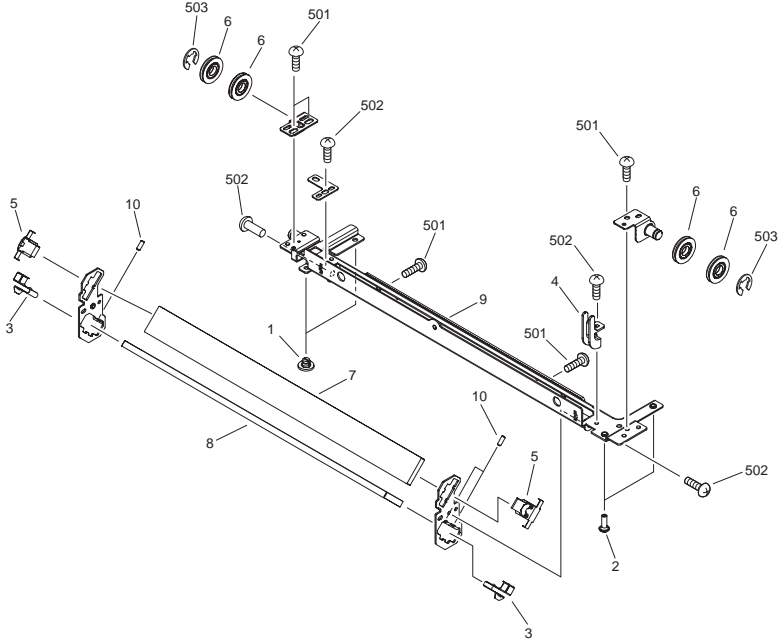


FIGURE & KEY NO.	PARTS NUMBER	RANK	Q'TY	DESCRIPTION	SERIAL NUMBER/REMARKS	SVC
Fig.430	FM2-4753-000		1	2 MIRROR MOUNT ASSEMBLY	iR7086N 100V iR7105i 200V iR7095i 200V iR7105 208V UL iR7095 208V UL iR7105 230V A/B iR7095 230V A/B iR7095 220V CN iR7105 230V GB iR7095 230V GB iR7105 220V CN iR7105 230V AU iR7095 230V AU iR7105 230V EUR iR7095 230V EUR	
Fig.430	FM2-3160-000		1	2 MIRROR MOUNT ASSEMBLY	iR7086	
1	FC5-0127-000		2	PIN, SLIDER		
2	FC5-0136-000		2	PIN, SLIDER		
3	FC5-0165-000		2	SPRING, LEAF, MIRROR		
4	FC5-2810-000		1	GUIDE,2 CABLE		
5	FC5-2840-000		2	SPRING, LEAF, MIRROR		
6	FL2-0647-000		4	PULLEY		
7	FL2-3747-000		1	MIRROR, 2		
8	FL2-3748-000		1	MIRROR, 3		

FIGURE & KEY NO.	PARTS NUMBER	RANK	Q'TY	DESCRIPTION	SERIAL NUMBER/REMARKS	SVC
9	FL2-3425-000		1	FRAME, 2	iR7086N 100V iR7105i 200V iR7095i 200V iR7105 208V UL iR7095 208V UL iR7105 230V A/B iR7095 230V A/B iR7095 220V CN iR7105 230V GB iR7095 230V GB iR7105 220V CN iR7105 230V AU iR7095 230V AU iR7105 230V EUR iR7095 230V EUR	
9	FL2-0645-000		1	FRAME, 2	iR7086	
10	XA9-0425-030		3	SETSCREW,HEX SOCKET		
501	XB1-2300-406		5	SCREW, MACHINE, TRUSS HEAD,		
502	XB2-8300-607		4	SCREW, M3X6, S		
503	XD2-1100-642		2	RING,E		

# FIGURE 460 SCANNER ASSEMBLY

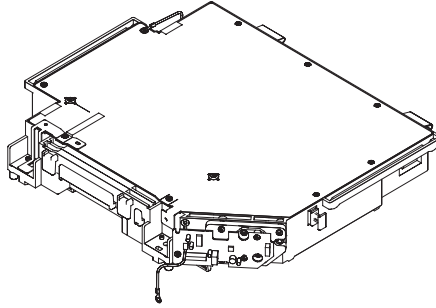
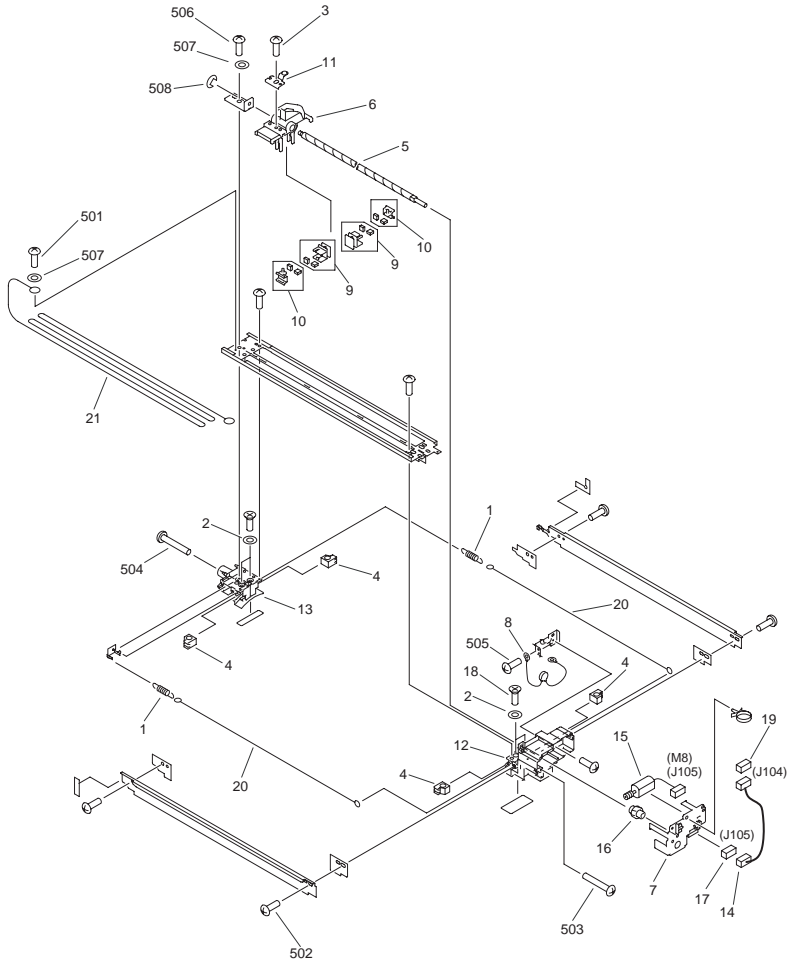


FIGURE & KEY NO.	PARTS NUMBER	RANK	QTY	DESCRIPTION	SERIAL NUMBER/REMARKS	S V C
Fig.460	NPN		RF	SCANNER ASSEMBLY		
1	FM2-5449-000		1	LASER SCANNER ASSEMBLY		



FIGURE & KEY NO.	PARTS NUMBER	RANK	Q'TY	DESCRIPTION	SERIAL NUMBER/REMARKS	SVC
7	FH7-4715-000		1	HEATER, DRUM	iR7105 230V A/B iR7095 230V A/B iR7095 220V CN iR7105 230V GB iR7095 230V GB iR7086 230V GB iR7095P 230V GB iR7105 220V CN iR7105 230V AU iR7095 230V AU iR7086 230V AU iR7095P 230V AU iR7105 230V EUR iR7095 230V EUR iR7086 230V EUR iR7095P 230V EUR	
8	XG9-0307-000		1	BEARING. BALL		
501	XB6-7401-609		2	SCREW, MACHINE M4X16		
502	XB1-2400-609		4	SCREW,NACH.,TRUSS HEAD,M4X6		
503	XB2-8400-809		1	SCREW WITH WASHER		

# FIGURE 550 PRIMARY CORONA ASSEMBLY



NOTE : This assembly does not include the part shown with key No. 19.  
このユニットにKey No. 19の部品は含まれません。

FIGURE & KEY NO.	PARTS NUMBER	RANK	Q'TY	DESCRIPTION	SERIAL NUMBER/REMARKS	SVC
Fig.550	FG6-7313-000		1	PRIMARY CORONA ASSEMBLY		
1	97-5527-000		2	SPRING, TENSION, CORONA WIRE		
2	FA2-1498-000		4	WASHER		
3	XA9-0915-000		3	SCREW, M3X6		

FIGURE & KEY NO.	PARTS NUMBER	R A N K	Q'TY	DESCRIPTION	SERIAL NUMBER/ REMARKS	S V C
4	FA3-2118-000		4	GUIDE, CORONA WIRE		
5	FB4-1693-000		1	SCREW, SHAFT		
6	FB4-1933-000		1	HOLDER, PRIMARY CORONA		
7	FB4-1941-000		1	COVER, MOTOR		
8	FF3-3330-020		1	VARISTOR UNIT		
9	FF5-6883-000		2	BLOCK, WIRE CLEANING PAD		
10	FF5-6884-000		2	BLOCK, WIRE CLEANING PAD		
11	FF5-6885-000		1	GUIDE, PIN		
12	FF5-7705-000		1	BLOCK, PRIMARY CORONA, FRONT		
13	FF5-7706-000		1	BLOCK, PRIMARY CORONA, REAR		
14	FG6-1858-020		1	CABLE, SORTER CONNECTING		
15	FH5-1138-000		1	MOTOR, DC, 1.36W		
16	FS3-0940-000		1	GEAR, 18T		
17	VS1-7177-002		1	CONNECTOR, SNAP TIGHT, BK		
18	XA9-0228-000		4	SCREW, INSUL., C.S.HEAD		
19	VS1-7177-002		1	CONNECTOR, SNAP TIGHT, BK		
20	FB4-3687-000		AR	WIRE, CORONA, 0.06MM (20M)		
21	FY1-0883-000		AR	WIRE, CORONA, 0.1MM (100M)		
501	XB1-2300-603		1	SCREW, MACHINE M3X6		
502	XB1-2300-609		12	SCREW, MACHINE M3X6		
503	XB1-2301-207		1	SCREW, BH3X12 (S)		
504	XB1-2302-503		1	SCREW, MACH, TRVRR HEAD, M3X5		
505	XB2-7300-607		2	SCREW, W/WASHER, M3X6		
506	XB6-7300-609		1	SCREW, MACH,PAN HEAD, M3X8		
507	XD1-2100-307		1	WASHER,PLAIN		
508	XD2-1100-242		1	WASHER, RETAINING		

# FIGURE 570 PRE-TRANSFER CORONA ASSEMBLY

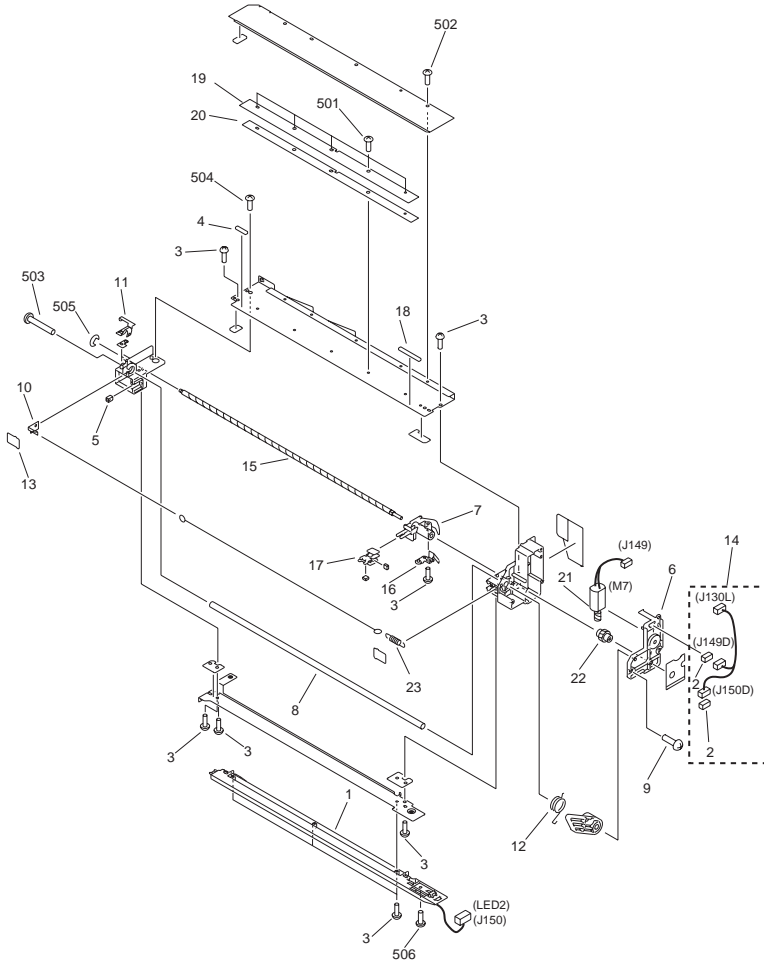


FIGURE & KEY NO.	PARTS NUMBER	RANK	Q'TY	DESCRIPTION	SERIAL NUMBER/REMARKS	SVC
Fig.570	FM2-5857-000		1	PRE-TRANSFER CORONA ASSEMBLY		
1	FG6-7185-000		1	PRE-TRANSFER EXPOSURE UNIT		
2	VS1-7177-002		2	CONNECTOR, SNAP TIGHT, BK		
3	XA9-0596-000		9	SCREW, TP, M3X6		
4	FA3-8004-000		1	BRUSH, REAR		
5	FA3-2128-000		1	DAMPER (SPONGE RUBBER)		



FIGURE & KEY NO.	PARTS NUMBER	RANK	Q'TY	DESCRIPTION	SERIAL NUMBER/REMARKS	SVC
6	FB4-1680-020		1	COVER,PRE-TRANSFER MOTOR		
7	FB4-1681-020		1	HOLDER, SHAFT SCREW		
8	FB4-1682-000		1	ROLLER, BIAS		
9	XA9-0591-000		2	SCREW, M3X8		
10	FB4-1694-000		1	TERMINAL, CORONA		
11	FB4-1695-000		1	TERMINAL, BIAS ROLLER		
12	FB4-1696-000		1	SPRING, TORSION		
13	FB4-1697-000		2	LID, POST BLOCK		
14	FG6-7203-000		1	CABLE, PRE-TRANSFER CONNECTING		
15	FB4-1693-000		1	SCREW, SHAFT		
16	FF5-2942-020		1	PLATE, PRESSURE		
17	FF5-9552-000		1	HOLDER, WIRE CLEANING		
18	FA3-2565-000		1	BRUSH, FRONT		
19	FF6-1860-000		1	MOUNT, PRE-TRANSFER SCRAPER		
20	FB6-4081-000		1	PLATE, SCRAPER RETAINING		
21	FH5-1138-000		1	MOTOR, DC, 1.36W		
22	FS3-0940-000		1	GEAR, 18T		
23	97-5527-0000		1	SPRING, TENSION, CORONA WIRE		
501	XB1-2300-402		5	SCREW		
502	XB1-2300-407		3	SCREW, BH3X4 (S)		
503	XB1-2301-603		1	SCREW, MACHINE M3X16		
504	XB1-2400-407		1	SCREW,MACH.,TRUSS HEAD,M4X4		
505	XD2-1100-242		1	WASHER, RETAINING		
506	XB1-2300-609		1	SCREW, MACHINE M3X6		

FIGURE 580  
TRANSFER/SEPARATE CORONA ASS'Y

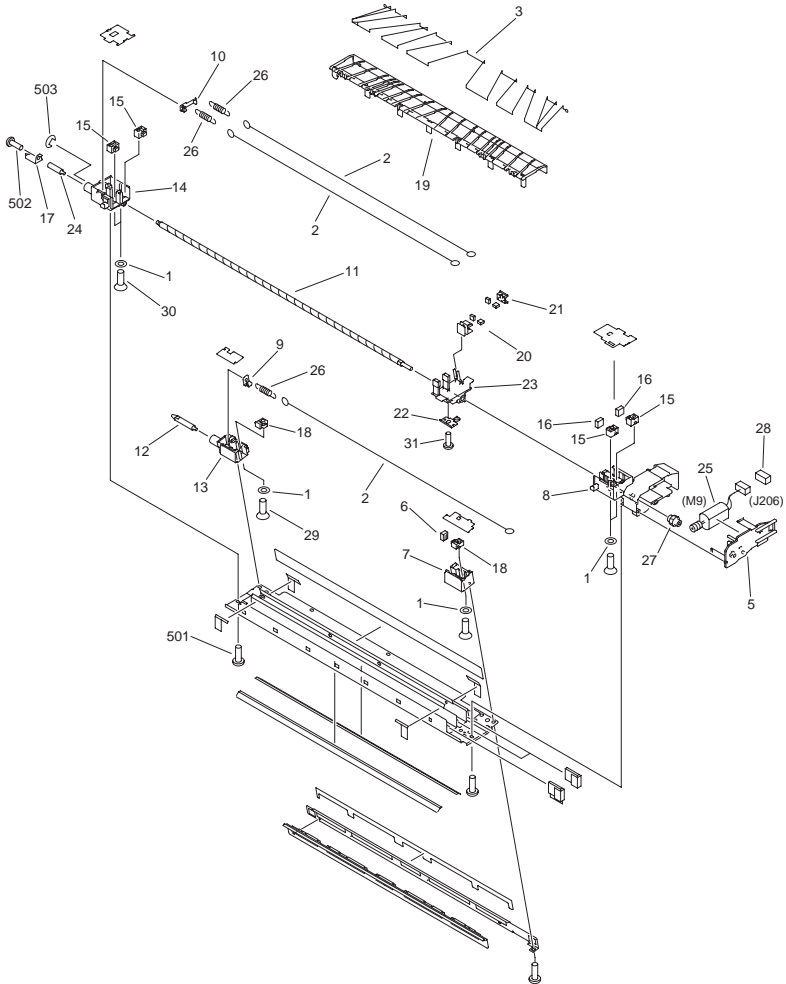
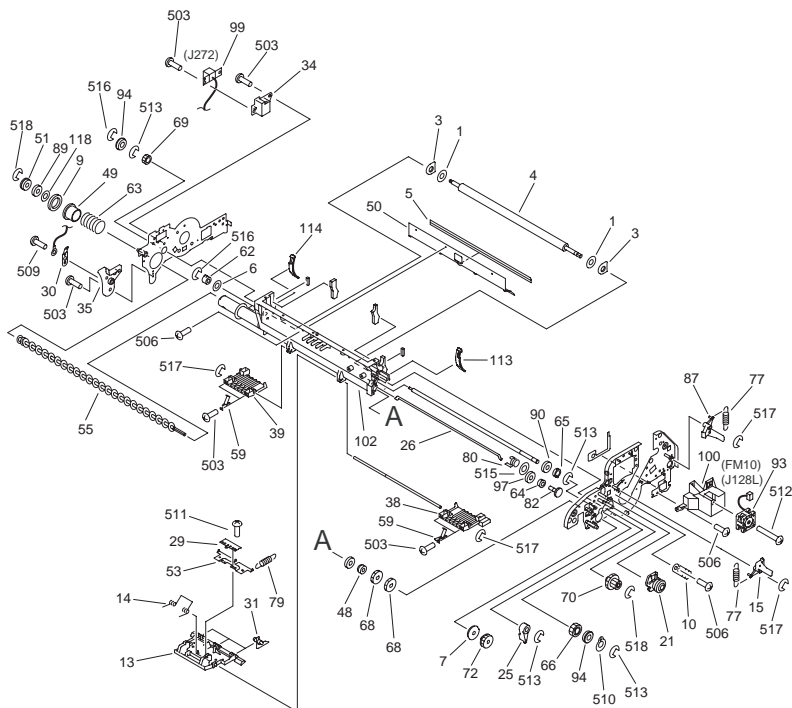


FIGURE & KEY NO.	PARTS NUMBER	R A N K	Q'TY	DESCRIPTION	SERIAL NUMBER/ REMARKS	S V C
Fig.580	FG6-8733-020		1	TRANSFER/SEPARATE CORONA ASSY		
1	FA2-1498-000		6	WASHER		
2	FB4-3687-000		AR	WIRE, CORONA, 0.06MM (20M)		
3	FA5-1876-000		160	GUIDE WIRE, AMIRAN, 0.148MM		
5	FB2-6850-000		1	COVER, MOTOR		
6	FB2-7096-000		3	PAD		
7	FB4-1648-000		1	BLOCK, TRANSFER, FRONT		
8	FB4-1650-000		1	BLOCK, SEPARATION, FRONT		
9	FB4-1656-000		1	HOOK, SPRING, 1		
10	FB4-1657-000		1	HOOK, SPRING, 2		
11	FB4-1693-000		1	SCREW, SHAFT		
12	FB4-9355-020		1	PIN, TRANSFER/SEPARATION		
13	FB5-0529-000		1	BLOCK,TRANSFER, REAR		
14	FB5-0530-000		1	BLOCK, SEPARATION, REAR		
15	FB5-2394-000		4	BLOCK. ADJUSTING		
16	FB5-2515-000		2	PAD, CUSHION		
17	FB5-3105-000		1	PLATE CONTACT, SEPARATION		
18	FB5-9648-000		2	GUIDE, CORONA WIRE		
19	FB6-0502-020		1	GUIDE, PAPER SEPARATION		
20	FF5-6883-000		1	BLOCK, WIRE CLEANING PAD		
21	FF5-6884-000		1	BLOCK, WIRE CLEANING PAD		
22	FF5-6885-000		1	GUIDE, PIN		
23	FF5-7891-020		1	HOLDER, FELT		
24	FH2-9242-020		1	PIN, RESISTANCE		
25	FH5-1138-000		1	MOTOR, DC, 1.36W		
26	FS2-2551-000		3	SPRING, TENSION, CORONA WIRE		
27	FS3-0940-000		1	GEAR, 18T		
28	VS1-7177-002		1	CONNECTOR, SNAP TIGHT, BK		
29	XA9-0034-000		2	SCREW, M4X15		
30	XA9-0228-000		4	SCREW, INSUL., C.S.HEAD		
31	XA9-0915-000		1	SCREW, M3X6		
501	XB1-2300-609		8	SCREW, MACHINE M3X6		

FIGURE & KEY NO.	PARTS NUMBER	R A N K	Q'TY	DESCRIPTION	SERIAL NUMBER/ REMARKS	S V C
502	XB2-7300-607		1	SCREW, W/WASHER, M3X6		
503	XD2-1100-242		1	WASHER, RETAINING		

# FIGURE 600 AP KIT ASSEMBLY

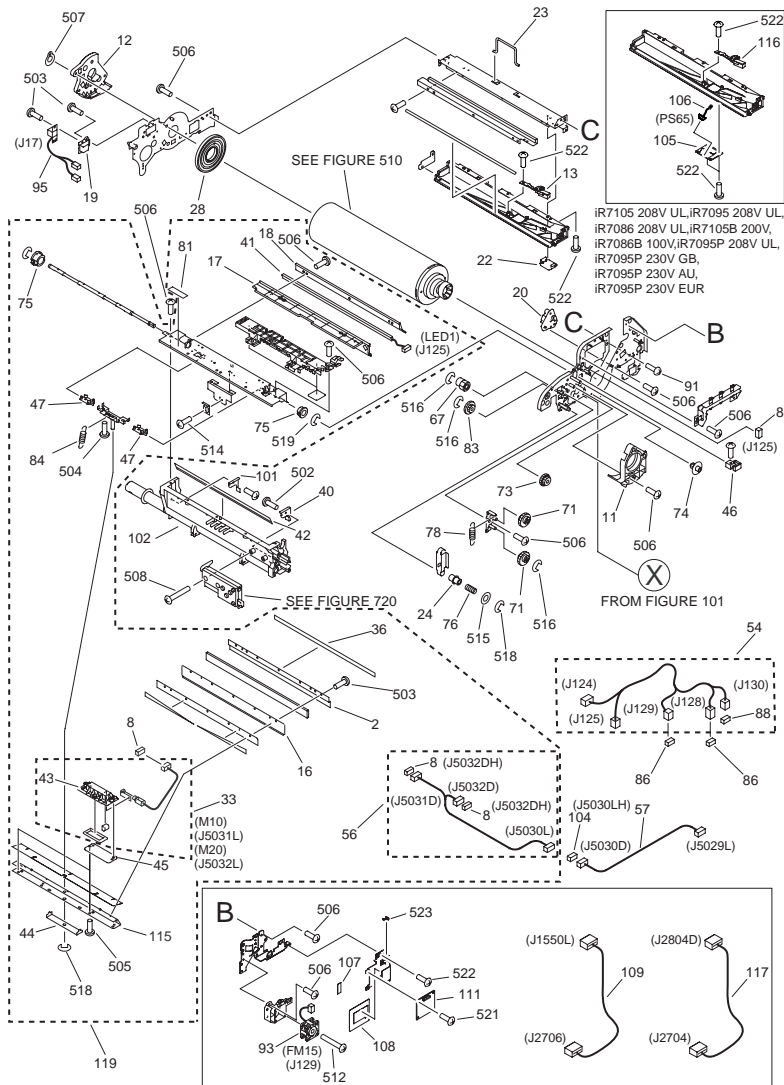


NOTE 1 : This assembly includes the assembly shown in Figure 510 and 720.

NOTE 2 : This assembly does not include the parts shown with key No.10,11 and 20.

注1 : このユニットはFigure 510、720のユニットを含みます。

注2 : このユニットにKey No. 10、11、20の部品は含まれません。



IR7105 208V UL, IR7095 208V UL, IR7086 208V UL, IR7105B 200V, IR7086B 100V, IR7095P 208V UL, IR7095P 230V GB, IR7095P 230V AU, IR7095P 230V EUR

FIGURE & KEY NO.	PARTS NUMBER	R A N K	Q'TY	DESCRIPTION	SERIAL NUMBER/ REMARKS	S V C
Fig.600	FM2-5870-000		1	AP KIT ASSEMBLY	iR7086N 100V iR7105i 200V iR7095i 200V iR7105 230V A/B iR7095 230V A/B iR7095 220V CN iR7105 230V GB iR7095 230V GB iR7086 230V GB iR7105 220V CN iR7105 230V AU iR7095 230V AU iR7086 230V AU iR7105 230V EUR iR7095 230V EUR iR7086 230V EUR	
Fig.600	FM2-6958-000		1	AP KIT ASSEMBLY	iR7105B 200V iR7086B 100V iR7105 208V UL iR7095 208V UL iR7086 208V UL iR7095P 208V UL iR7095P 230V GB iR7095P 230V AU iR7095P 230V EUR	
1	FA4-1819-000		2	SPACER		
2	FA4-2037-000		1	RETAINER, BLADE		
3	FA6-7865-000		2	FELT, LOWER		
4	FA9-3730-020		1	ROLLER, MAGNET		
5	FB4-1616-000		1	SHEET, SCRAPER		
6	XG9-0143-000		2	SEAL, OIL		
7	FB2-8302-000		1	BUSHING POM		
8	VS1-7177-002		3	CONNECTOR, SNAP TIGHT, BK		
9	FB2-6897-000		1	SEAL, SHUTTER		
10	FB4-1619-020		1	RETAINER, BEARING		
11	FB4-1576-000		1	BLOCK, TRANSFER FIXING, FRONT		
12	FB4-1577-000		1	BLOCK, TRANSFER FIXING, REAR		
13	FB4-1584-000		1	HOLDER, CLAW		
14	FB4-1585-000		1	SPRING, TORSION		
15	FB4-1590-000		1	SUPPORT, CORONA FIXING		
16	FB4-1592-000		1	PLATE, BLADE BACKING		
17	FB4-1594-000		1	HOLDER, PRECONDITIONING, A		
18	FB4-1595-000		1	HOLDER, PRECONDITIONING, B		
19	FB4-1600-000		1	HOLDER, CONNECTOR		
20	FB4-1607-000		1	HOLDER, POSITIONING, FRONT		
21	FB4-1609-000		1	LIMITER, TORQUE		
22	FB4-1611-000		1	COVER, PRE-TRANSFER DUCT		

FIGURE & KEY NO.	PARTS NUMBER	R A N K	Q'TY	DESCRIPTION	SERIAL NUMBER/ REMARKS	S V C
23	FB4-1612-000		1	HANDLE		
24	FB4-1613-000		1	SPACER		
25	FB4-1617-000		1	ARM, ROLLER		
26	FB4-1618-000		1	SHAFT, CLEANER STRRING		
27	FC7-2024-000		1	BLADE, CLEANING		
28	FB4-1575-020		1	SUPPORT, DRUM SIDE		
29	FB4-8013-000		1	PLATE, GROUNDING, 1		
30	FB4-8014-000		1	PLATE, GROUNDING, 2		
31	FB4-8018-000		3	CLAW, SEPARATION		
33	FG6-8723-030		2	VIBRATION MOTOR UNIT		
34	FB4-9525-000		1	HOLDER, CONNECTOR		
35	FB4-9526-000		1	HOLDER, BIAS SUPPORT		
36	FB5-1844-000		1	LABEL, 'BLADE CHANGE'		
38	FL2-4618-000		1	DUCT,CLEANER COOLING,FRONT		
39	FL2-4619-000		1	DUCT,CLEANER COOLING,REAR		
40	FB5-6868-000		1	SCRAPER, FRONT		
41	FH7-3395-020		1	LED ARRAY UNIT		
42	FB5-8817-000		1	SHEET, SCRAPER, LOWER		
43	FB6-2380-000		1	HOUSING, MOTOR		
44	FB6-2385-000		1	SPRING, LEAF		
45	FB6-2390-000		1	COVER, MOTOR		
46	FB6-2400-000		1	ARM, RECIPROCATING		
47	FB6-2402-000		2	RETAINER, SWING PLATE		
48	FF2-2891-000		1	BUSHING, 1 (POM)		
49	FL2-5586-000		1	SHUTTER, WASTE TONER		
50	FF5-7682-020		1	SCRAPER		
51	FF6-1016-000		1	BUSHING		
53	FB4-8012-020		1	PLATE, SEPARATION CLAW		
54	FG6-7204-000		1	CABLE, AP KIT		
55	FG6-7429-000		1	SCREW, CLEANING		
56	FG6-8594-020		1	CABLE, VIB. MOTOR CONNECT, 1		
57	FG6-8595-000		1	CABLE, VIB. MOTOR CONNECT, 2		



FIGURE & KEY NO.	PARTS NUMBER	RANK	Q'TY	DESCRIPTION	SERIAL NUMBER/REMARKS	SVC
59	FB5-2598-020		4	PLATE, HOLDER SUPPORT		
62	FS2-1463-000		1	BUSHING, POM		
63	FS3-2887-000		1	SPRING, COMPRESSION		
64	FS5-1800-000		1	BUSHING		
65	FS5-1801-000		1	BUSHING		
66	FS6-0121-000		1	GEAR, 14T		
67	FS6-0136-000		1	GEAR, 18T		
68	FS6-0138-000		2	GEAR, 30T		
69	FS6-0972-000		1	GEAR, 14T		
70	FS6-0973-000		1	GEAR, 14T/26T		
71	FS6-0975-000		2	GEAR, 21T		
72	FS6-0976-000		1	GEAR, 20T		
73	FS6-0977-000		1	GEAR, 14T/26T		
74	FS6-0978-000		1	GEAR, 14T		
75	FS6-1025-000		2	BUSHING		
76	FS6-2748-000		1	SPRING, COMPRESSION		
77	FS6-2749-000		2	SPRING, TENSION		
78	FS6-2981-000		1	SPRING, TENSION		
79	FS6-2991-020		3	SPRING, TENSION		
80	FS6-2994-000		1	SPRING,STIRRER		
81	FS6-8399-000		1	GREASE TYPE CAUTION LABEL		
82	FS7-0048-000		1	GEAR, 26T		
83	FS7-0050-000		1	GEAR, 23T/39T		
84	FS7-2902-000		1	SPRING, TENSION		
86	VS1-7177-003		2	CONNECTOR, SNAP TIGHT, BK		
87	FC6-5681-000		1	CLAMP, CHARGE		
88	VS1-7177-004		1	CONNECTOR, SNAP TIGHT, BK		
89	XG9-0111-000		2	SEAL, OIL		
90	X71-9310-000		1	SEAL, OIL		
91	XA9-0605-000		4	SCREW, M4X8		
93	FH6-1547-020		2	FAN, COOLING		
94	XG9-0250-000		2	BALL BEARING, 688AZZNR*MC3D4M		

FIGURE & KEY NO.	PARTS NUMBER	R A N K	Q'TY	DESCRIPTION	SERIAL NUMBER/ REMARKS	S V C
95	FG6-6894-020		1	CABLE, DRUM HEATER		
99	FG6-6892-030		1	CABLE, SEPARATION CLAW		
100	FL2-3541-000		1	DUCT, POST FAN		
101	FB4-1579-000		1	SCRAPER, REAR		
102	FL2-5589-000		1	CASE, CLEANER		
104	VS1-7173-005		1	CONNECTOR, SNAP TIGHT		
105	FC7-1775-000		1	CASE, SENSOR	iR7105B 200V iR7086B 100V iR7105 208V UL iR7095 208V UL iR7086 208V UL iR7095P 208V UL iR7095P 230V GB iR7095P 230V AU iR7095P 230V EUR	
106	FK2-0999-000		1	SENSOR	iR7105B 200V iR7086B 100V iR7105 208V UL iR7095 208V UL iR7086 208V UL iR7095P 208V UL iR7095P 230V GB iR7095P 230V AU iR7095P 230V EUR	
107	FC7-1801-000		1	SHEET, PROTECTIVE	iR7105B 200V iR7086B 100V iR7105 208V UL iR7095 208V UL iR7086 208V UL iR7095P 208V UL iR7095P 230V GB iR7095P 230V AU iR7095P 230V EUR	
108	FC6-9704-000		1	SHEET	iR7105B 200V iR7086B 100V iR7105 208V UL iR7095 208V UL iR7086 208V UL iR7095P 208V UL iR7095P 230V GB iR7095P 230V AU iR7095P 230V EUR	
109	FM2-4376-000		1	CABLE, RECEPTION	iR7105B 200V iR7086B 100V iR7105 208V UL iR7095 208V UL iR7086 208V UL iR7095P 208V UL iR7095P 230V GB iR7095P 230V AU iR7095P 230V EUR	
111	FM2-4357-000		1	RECEPTION PCB ASSEMBLY	iR7105B 200V iR7086B 100V iR7105 208V UL iR7095 208V UL iR7086 208V UL iR7095P 208V UL iR7095P 230V GB iR7095P 230V AU iR7095P 230V EUR	

FIGURE & KEY NO.	PARTS NUMBER	R A N K	Q'TY	DESCRIPTION	SERIAL NUMBER/ REMARKS	S V C
112	FL2-3504-000		1	DUCT, POST	iR7105B 200V iR7086B 100V iR7105 208V UL iR7095 208V UL iR7086 208V UL iR7095P 208V UL iR7095P 230V GB iR7095P 230V AU iR7095P 230V EUR	
113	FL2-5152-000		1	SIDE SEAL UNIT,FRONT		
114	FL2-5153-000		1	SIDE SEAL UNIT,REAR		
115	FF6-1846-000		1	HOLDER,BLADE		
116	FL2-4620-000		1	HOLDER, SENSOR MOUNTING, 1	iR7105B 200V iR7086B 100V iR7105 208V UL iR7095 208V UL iR7086 208V UL iR7095P 208V UL iR7095P 230V GB iR7095P 230V AU iR7095P 230V EUR	
117	FL2-4005-000		1	CABLE, SENSOR RECEPTION	iR7105B 200V iR7086B 100V iR7105 208V UL iR7095 208V UL iR7086 208V UL iR7095P 208V UL iR7095P 230V GB iR7095P 230V AU iR7095P 230V EUR	
118	FC7-3074-000		1	SHEET		
119	FM2-6961-000		1	CLEANING BLADE UNIT		
502	XB1-2300-602		2	SCREW, MACHINE, M3X6		
503	XB1-2300-609		23	SCREW, MACHINE M3X6		
504	XB1-2300-809		4	SCREW, MACHINE M3X8		
505	XB1-2301-007		4	SCREW, BH3X10 (S)		
506	XB1-2400-609		AR	SCREW,NACH.,TRUSS HEAD,M4X6		
507	XD2-2300-602		3	GRIP RING		
508	XB1-2401-609		2	SCREW, MACHINE M4X16		
509	XB2-7300-607		1	SCREW, WWASHER, M3X6		
510	XD2-2100-802		1	GRIP RING (D=8)		
511	XB4-7300-509		1	SCREW, TAPPING, M3X5		
512	XB4-7303-009		4	SCREW,TAPPING,TRUSS HEAD,M3X30		
513	XD2-1100-642		4	RING,E		
514	XB6-7400-609		1	SCREW, MACHINE M4X6		
515	XD1-1106-235		2	WASHER,COP		
516	XD2-1100-322		6	RETAINING RING (E-TYPE)		

FIGURE & KEY NO.	PARTS NUMBER	R A N K	Q'TY	DESCRIPTION	SERIAL NUMBER/ REMARKS	S V C
517	XD2-1100-402		8	RETAINING RING (E-TYPE)		
518	XD2-1100-502		6	RETAINING RING (E-TYPE)		
519	XD2-1100-802		2	RETAINING RING (E-TYPE)		
521	XB1-2300-607		4	SCREW, BH3X6(S)		
522	XB1-2400-607		10	SCREW, CROSS-RECESS, FCH		
523	XD2-1100-242		1	WASHER, RETAINING		



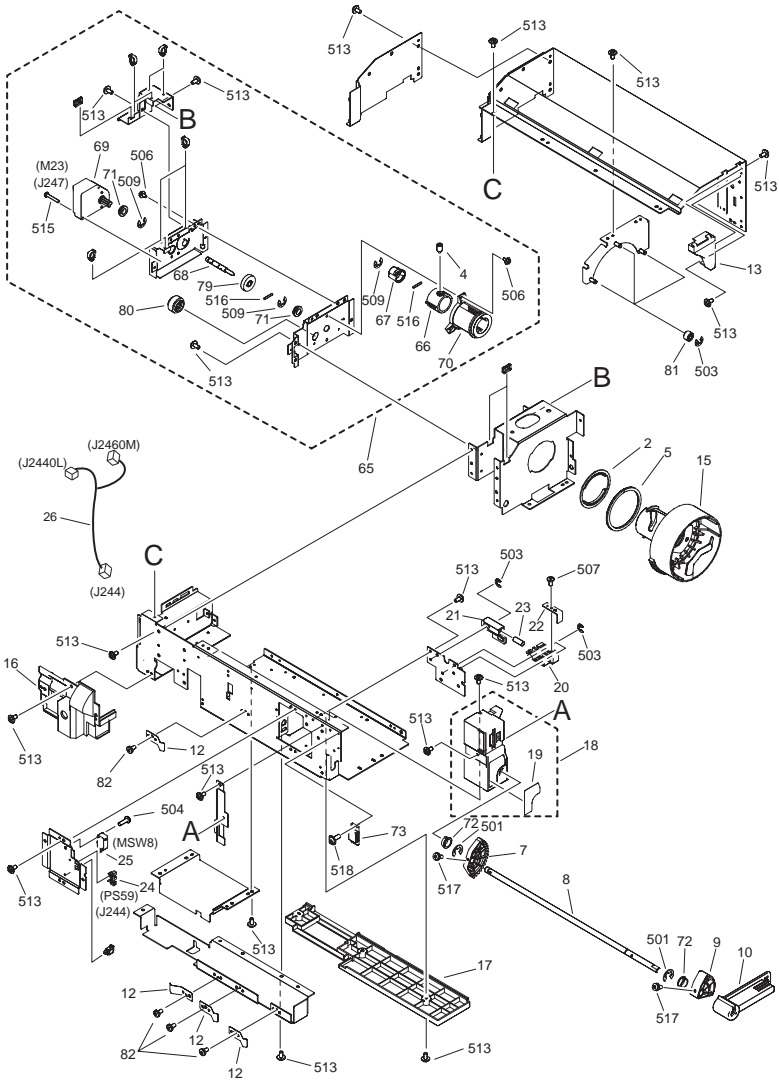


FIGURE & KEY NO.	PARTS NUMBER	RANK	Q'TY	DESCRIPTION	SERIAL NUMBER/REMARKS	SVC
Fig.620	FM2-4063-000		1	HOPPER ASSEMBLY		
1	FC6-5592-000		1	COVER, BOTTLE BASE, LOWER		

FIGURE & KEY NO.	PARTS NUMBER	R A N K	Q'TY	DESCRIPTION	SERIAL NUMBER/ REMARKS	S V C
2	FC5-1945-000		1	HOLDER, RING		
3	FC5-1949-000		1	ROLLER, SHAFT		
4	FC5-5091-000		1	SHAFT, RING		
5	FC5-6264-000		1	SEAL, RING CATCH		
6	FC6-5484-000		1	STOPPER, FRONT		
7	FC6-5501-000		1	GEAR, 40T		
8	FC6-5502-000		1	SHAFT, OPERATOR		
9	FC6-5503-000		1	CAM, STOPPER, REAR		
10	FC6-5504-000		1	LEVER		
11	FC6-5507-000		2	RAIL		
12	FC7-0069-000		4	PLATE, GROUNDING		
13	FC7-0073-000		1	COVER, INTERNAL, RIGHT FRONT		
14	FL2-3510-000		1	HOPPER, SUB, UPPER		
15	FL2-3511-000		1	CAM		
16	FL2-3517-000		1	COVER, INTERNAL		
17	FL2-3518-000		1	COVER, FRAME, LOWER		
18	FL2-3538-000		1	COVER, INNER, FRONT		
19	FU5-8655-000		1	LABEL, POSITION INDICATION		
20	FC6-5541-000		1	SWITCH, DOOR, 1		
21	FC6-5542-000		1	SWITCH, DOOR, 2		
22	FC6-5586-000		1	PLATE, SWITCH		
23	FU6-2270-000		1	SPRING, COMPRESSION		
24	FK2-0149-000		2	PHOTO-INTERRUPTER, TLP1253(C6)		
25	FK2-0384-000		1	SWITCH, MICRO		
26	FM2-4370-000		1	CABLE, SET ON DOOR		
27	FM2-4120-000		1	BOTTLE SENSOR ASSEMBLY		
28	FC6-5476-000		1	BASE, BOTTLE, LOWER		
29	FC6-5477-000		1	BASE, BOTTLE, UPPER		
30	FC6-5478-000		1	RING, HOLDER		
31	FC6-5479-000		1	STOPPER, REAR		
32	FC6-5481-000		4	ROLLER		
33	FC7-0071-000		1	STOPPER, BOTTLE		

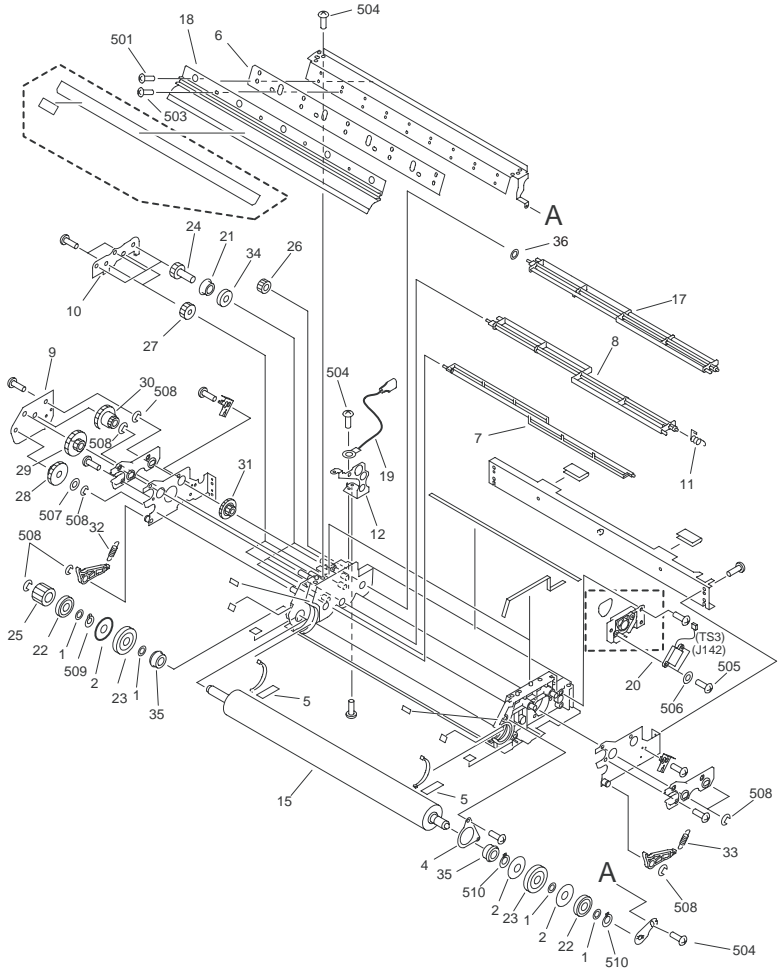
FIGURE & KEY NO.	PARTS NUMBER	R A N K	Q'TY	DESCRIPTION	SERIAL NUMBER/ REMARKS	S V C
34	FC7-0072-000		1	STOPPER, BOTTLE, 2		
35	FL2-3509-000		1	SUPPORT, STOPPER, FRONT		
36	FU6-2268-000		1	SPRING, TORSION		
37	FU6-2277-000		1	SPRING, COMPRESSION		
38	FC6-5482-000		4	ROLLER		
39	FC6-5516-000		1	HOPPER, SUB		
40	FC6-5517-000		1	SCREW		
41	FC6-5518-000		1	ROD, STIRRING		
42	FC6-5519-000		1	PIPE, 1		
43	FC6-5521-000		1	SHUTTER, SUB HOPPER		
44	FC6-5522-000		1	BUSHING		
45	FC6-5526-000		1	GEAR, 40T		
46	FC7-2023-000		1	LEVER, SHUTTER		
47	FK2-0158-000		1	TONER SENSOR UNIT		
48	FL2-3536-000		1	PIPE, 2		
49	FL2-3537-000		1	BUSHING		
50	FU6-0956-000		3	GEAR, 30T		
51	FU6-2274-000		1	SPRING, COMPRESSION		
53	FM2-4388-000		1	CABLE, SET ON		
54	FM2-4867-000		1	SUB HOPPER DRIVE ASSEMBLY		
55	FH6-1543-020		1	MOTOR, DC 16.8W		
56	FK2-0974-000		1	CLUTCH, ELECTROMAGNETIC		
57	FM2-4392-000		1	CABLE, TONER CLUTCH		
58	FS1-1433-000		1	BUSHING		
59	FS1-1569-000		3	BUSHING		
60	FS5-0748-000		5	GEAR, IDLER, 30T		
61	FU6-0954-000		1	GEAR, 15T		
62	FU6-0955-000		1	GEAR, 15T/28T		
63	FU6-5089-000		1	SHAFT, CLUTCH SUPPORT		
64	FU6-5090-000		1	SHAFT, STIRRING DRIVE		
65	FM2-4868-000		1	BOTTLE DRIVE ASSEMBLY		
66	FC5-1904-000		1	GUIDE, RELEASE		



FIGURE & KEY NO.	PARTS NUMBER	R A N K	Q'TY	DESCRIPTION	SERIAL NUMBER/ REMARKS	S V C
67	FC5-1912-000		1	CAP, DOCKING POINT		
68	FC5-1913-000		1	SHAFT, BOTTLE DRIVE		
69	FK2-0015-000		1	MOTOR, DC24V		
70	FL2-3512-000		1	RAIL, RING		
71	FS1-1510-000		2	BUSHING, 8,4, (COP)		
72	FS5-1474-000		2	BUSHING COP		
73	XZ9-0472-000		1	CATCH, MAGNET		
74	VS1-7173-003		1	CONNECTOR, SNAP TIGHT, 3P, W		
75	VS1-7173-004		1	CONNECTOR, SNAP TIGHT		
76	VS1-7177-002		3	CONNECTOR, SNAP TIGHT, BK		
77	VS1-7177-003		1	CONNECTOR, SNAP TIGHT, BK		
78	VS1-7177-008		1	CONNECTOR, SNAP TIGHT, BK		
79	FU5-0199-000		1	GEAR, 36T		
80	FU5-0273-000		1	GEAR, 35T		
81	FC5-1950-000		3	ROLLER, BOTTLE STOP		
82	XA9-0266-000		4	SCREW		
83	FS5-2901-000		1	SPRING TORSION		
501	XD2-1100-802		2	RETAINING RING (E-TYPE)		
503	XD2-1100-502		11	RETAINING RING (E-TYPE)		
504	XB1-2301-407		1	SCREW, MACH., TRUS HEAD, M3X14		
506	XB3-6300-605		18	SCREW,RS,M3X6		
507	XB4-5400-807		13	SCREW,P,M4X8		
508	XD3-2200-262		4	PIN, DOWEL		
509	XD2-1100-642		11	RING,E		
510	XB4-5300-807		2	SCREW, P, M3X8		
511	XD3-2200-122		3	PIN, DOWEL		
512	XB1-2300-407		3	SCREW, BH3X4 (S)		
513	XB3-6400-805		AR	SCREW,RS,M4X8		
514	XD2-1100-322		3	RETAINING RING (E-TYPE)		
515	XB1-2302-007		3	SCREW, BH3X20 (S)		
516	XD3-2200-142		2	PIN, PARALLEL		
517	XB2-8401-007		3	SCREW,W/WASHER,M4X10		

FIGURE & KEY NO.	PARTS NUMBER	R A N K	Q'TY	DESCRIPTION	SERIAL NUMBER/ REMARKS	S V C
518	XB6-7300-805		2	SCREW, BH3X8 S		

# FIGURE 640 DEVELOPING ASSEMBLY



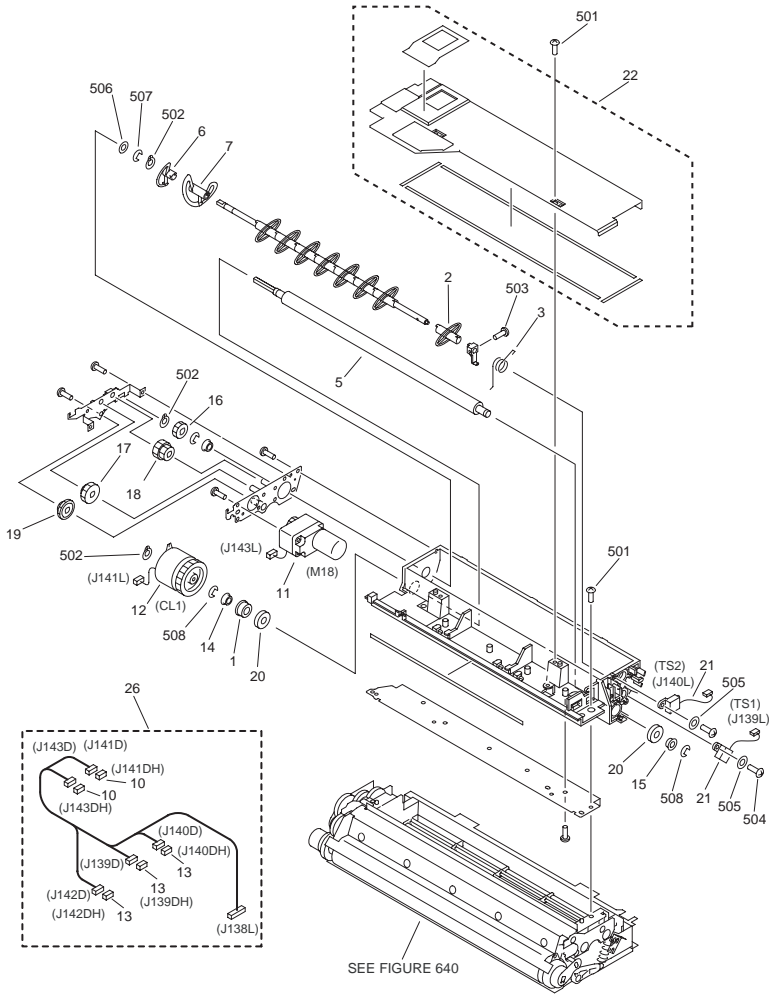
NOTE : This assembly includes the assembly shown in Figure 645.  
 注 : このユニットはFigure645のユニットを含みます。

FIGURE & KEY NO.	PARTS NUMBER	RANK	Q'TY	DESCRIPTION	SERIAL NUMBER/REMARKS	SVC
Fig.640	FM2-4872-000		1	DEVELOPING ASSEMBLY		
1	FA3-0515-000		4	WASHER (COP)		
2	FA5-3771-020		3	WASHER (COP)		

FIGURE & KEY NO.	PARTS NUMBER	R A N K	Q'TY	DESCRIPTION	SERIAL NUMBER/ REMARKS	S V C
4	FA6-7822-020		1	MOUNT, BUSHING		
5	FB3-5006-000		2	SHEET		
6	FB4-1821-030		1	BLADE, MAGNET		
7	FB4-1824-000		1	ROD, STIRRING, 1		
8	FB4-1825-000		1	ROD, STIRRING, 2		
9	FB4-1828-020		1	RETAINER, REDUCTION GEAR		
10	FB4-1829-020		1	RETAINER, STIRRER DRIVE GEAR		
11	FB4-1831-000		1	SPRING, TORSION		
12	FB4-1837-000		1	TERMINAL, BIAS		
15	FB6-2370-020		1	CYLINDER, DEVELOPING		
17	FF5-7701-000		1	ROD, STIRRING, 3		
19	FG6-1854-000		1	CABLE, HV, DEVELOPING UNIT		
20	FK2-0158-000		1	TONER SENSOR UNIT		
21	FS2-1014-000		3	BUSHING, PL		
22	FS5-6574-000		2	ROLLER, PRESSURE		
23	FS5-6579-000		2	COLLAR		
24	FS6-0857-000		3	GEAR, 20T		
25	FS6-0979-000		1	GEAR, 24T		
26	FS6-0980-000		1	GEAR, 19T		
27	FS6-0981-000		2	GEAR, 21T		
28	FS6-0982-000		1	GEAR, 16T/31T		
29	FS6-0983-000		1	GEAR, 14T/34T		
30	FS6-0984-000		1	GEAR, 14T/32T		
31	FS6-0985-000		1	GEAR, 16T/34T		
32	FS6-2750-010		1	SPRING, TENSION		
33	FS6-2751-000		1	SPRING, TENSION		
34	X71-9310-000		3	SEAL, OIL		
35	XG9-0120-000		2	BALL BEARING, NSK 6900DDN XR*		
36	XG9-0111-000		1	SEAL, OIL		
501	XB1-2300-402		5	SCREW		
502	XB1-2300-409		AR	SCREW, MACHINE M3X4		
503	XB1-2300-604		4	SCREW, MACHINE M3X6		

FIGURE & KEY NO.	PARTS NUMBER	RANK	Q'TY	DESCRIPTION	SERIAL NUMBER/REMARKS	SVC
504	XB2-7300-407		3	SCREW, W/STAR WASHER, M3X7		
505	XB4-7300-809		2	SCREW, TAP, BINDING HEAD, M3X8		
506	XD1-1103-139		2	WASHER,COP		
507	XD1-1106-222		1	WASHER,COP		
508	XD2-1100-502		8	RETAINING RING (E-TYPE)		
509	XD2-2102-002		1	GRIP RING (D=10)		
510	XD2-3100-102		2	RETAINING RING (C TYPE)		

# FIGURE 645 BUFFER ASSEMBLY



NOTE 1 : This assembly is included in the assembly shown in Figure 640.

NOTE 2 : This assembly does not include the part shown with key No.501.

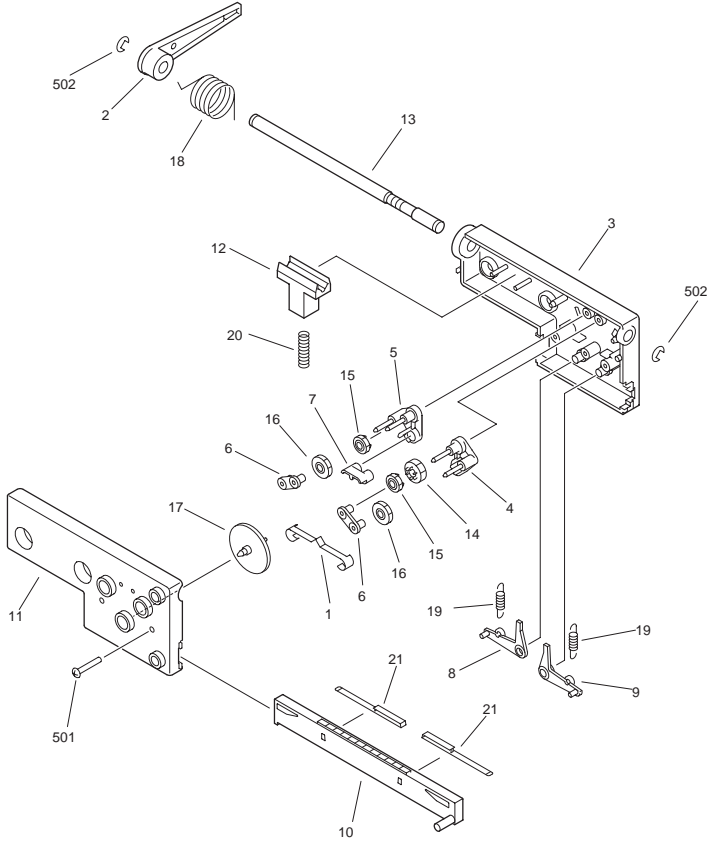
注1 : このユニットはFigure640のユニットに含まれます。

注2 : このユニットにKey No. 501の部品は含まれません。

FIGURE & KEY NO.	PARTS NUMBER	R A N K	Q'TY	DESCRIPTION	SERIAL NUMBER/REMARKS	S V C
Fig.645	FM2-4871-000		1	BUFFER ASSEMBLY		
1	FA4-0207-000		1	HOLDER, SEAL		
2	FB4-1842-000		8	BLADE, STIRRING		

FIGURE & KEY NO.	PARTS NUMBER	R A N K	Q'TY	DESCRIPTION	SERIAL NUMBER/ REMARKS	S V C
3	FB4-1849-000		1	SPRING, TORSION		
5	FB4-1856-010		1	ROLLER, MAGNET		
6	FB4-1857-000		1	BLADE, STIRRING		
7	FB4-1858-000		1	BLADE, STIRRING		
10	VS1-7177-002		2	CONNECTOR, SNAP TIGHT, BK		
11	FH6-1543-020		1	MOTOR, DC 16.8W		
12	FH7-5840-020		1	CLUTCH, ELECTROMAGNETIC		
13	VS1-7177-003		3	CONNECTOR, SNAP TIGHT, BK		
14	FS1-1202-000		1	BUSHING, 8MM, NYLON (R), OL-10		
15	FS1-1503-000		1	BUSHING		
16	FS2-0875-000		1	GEAR, 16T		
17	FS6-0988-000		1	GEAR, 14T/27T		
18	FS6-0989-000		1	GEAR, 18T/19T		
19	FS6-0990-000		1	GEAR, 14T/27T		
20	X71-9310-000		2	SEAL, OIL		
21	FK2-0158-000		2	TONER SENSOR UNIT		
22	FL2-3513-000		1	COVER, BUFFER		
26	FG6-1891-020		1	CABLE, BUFFER UNIT		
501	XB1-2300-409		13	SCREW, MACHINE M3X4		
502	XD2-2100-602		3	GRIP RING (D=6)		
503	XB1-2300-809		1	SCREW, MACHINE M3X8		
504	XB4-7300-809		9	SCREW, TAP, BINDING HEAD, M3X8		
505	XD1-1103-139		4	WASHER, COP		
506	XD1-1106-221		1	WASHER, COP		
507	XD2-1100-502		2	RETAINING RING (E-TYPE)		
508	XD2-1100-642		2	RING, E		

# FIGURE 720 PAPER FEED CLAW ASS'Y



NOTE : This assembly is included in the assembly shown in Figure 600.  
注 : このユニットはFigure 600のユニットに含まれます。

FIGURE & KEY NO.	PARTS NUMBER	RANK	QTY	DESCRIPTION	SERIAL NUMBER/REMARKS	SVC
Fig.720	FG1-3472-130		1	PAPER FEED CLAW ASS'Y		
1	FS7-2995-000		1	SPRING, LEAF		
2	FA3-2471-000		1	BASE PLATE		
3	FA3-2472-000		1	LEVER		
4	FA3-2473-000		1	LINK, LEFT		
5	FA3-2474-000		1	LINK, RIGHT		



FIGURE & KEY NO.	PARTS NUMBER	R A N K	Q'TY	DESCRIPTION	SERIAL NUMBER/ REMARKS	S V C
6	FA3-2475-000		2	BRACE		
7	FA3-2476-000		1	LINK		
8	FA3-2477-000		1	LEVER, RESET, RIGHT		
9	FA3-2478-000		1	LEVER, RESET, LEFT		
10	FA3-2479-000		1	RACK		
11	FA3-2482-000		1	COVER, TOP		
12	FA3-2483-000		1	BRAKE		
13	FS2-0087-050		1	SHAFT, WORM		
14	FS2-0088-000		1	GEAR, 20T		
15	FS2-0089-000		2	GEAR, 20T		
16	FS2-0090-000		2	GEAR, 25T		
17	FS2-0091-000		1	GEAR, 60T		
18	FS2-2001-000		1	SPRING, TORSION		
19	FS2-2002-000		2	SPRING		
20	FS2-2058-000		1	SPRING, COMPRESSION		
21	FS7-2994-000		2	SPRING, LEAF		
501	XB4-7301-209		2	SCREW, SELF-TAPPING		
502	XD2-1100-502		2	RETAINING RING (E-TYPE)		

# FIGURE 770 WASTE TONER ASSEMBLY

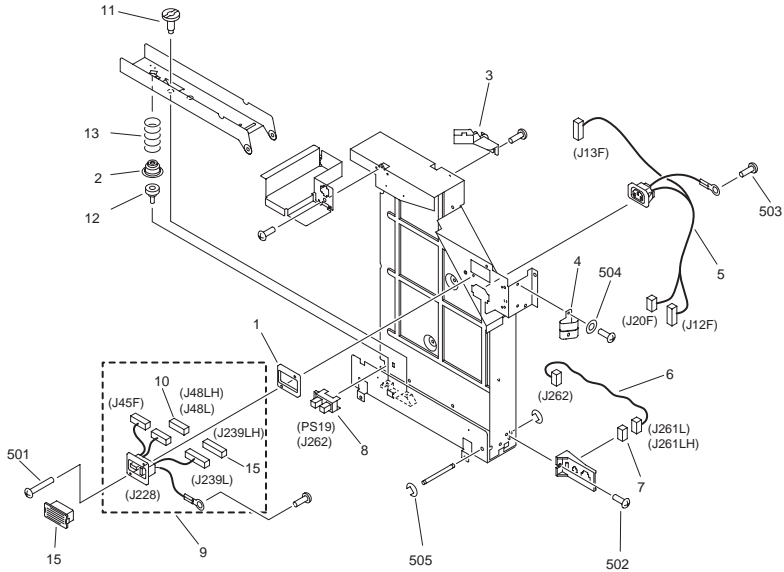


FIGURE & KEY NO.	PARTS NUMBER	RANK	QTY	DESCRIPTION	SERIAL NUMBER/REMARKS	SVC
Fig.770	FM2-5093-000		1	WASTE TONER ASSEMBLY		
1	FB4-1542-000		1	SPACER, LATTICE CABLE		
2	FB4-9511-000		1	SUPPORT, SPRING		
3	FB4-9799-000		1	GUIDE, CABLE		
4	FB6-0783-000		1	SPRING, LEAF, GROUNDING		
5	FM2-5069-000		1	CABLE, MAIN SWITCH CONNECTING		
6	FG6-6866-020		1	CABLE, WASTE TONER SENSOR		
7	VS1-7177-003		1	CONNECTOR, SNAP TIGHT, BK		
8	FK2-0149-000		1	PHOTO-INTERRUPTER, TLP1253(C6)		
9	FM2-4385-000		1	CABLE, LATTICE		
10	VS1-7177-002		1	CONNECTOR, SNAP TIGHT, BK		
11	FS2-9410-020		1	SCREW, STEPPED, M4X12.7		
12	FS5-9398-020		1	SCREW, SIDE REGIST., M3X8		
13	FS6-2760-000		1	SPRING, COMPRESSION		
15	VS1-7177-007		1	CONNECTOR, SNAP TIGHT, BK		
501	XB1-2301-407		2	SCREW, MACH, TRUS HEAD, M3X14		

FIGURE & KEY NO.	PARTS NUMBER	R A N K	Q'TY	DESCRIPTION	SERIAL NUMBER/ REMARKS	S V C
502	XB1-2400-609		5	SCREW,NACH.,TRUSS HEAD,M4X6		
503	XB2-7400-607		2	SCREW, TOOTHED WASHER, M4X6		
504	XD1-1104-138		2	WASHER, SHIM MD4.1		
505	XD2-1100-502		2	RETAINING RING (E-TYPE)		

# FIGURE 775 WASTE TONER PIPE ASSEMBLY

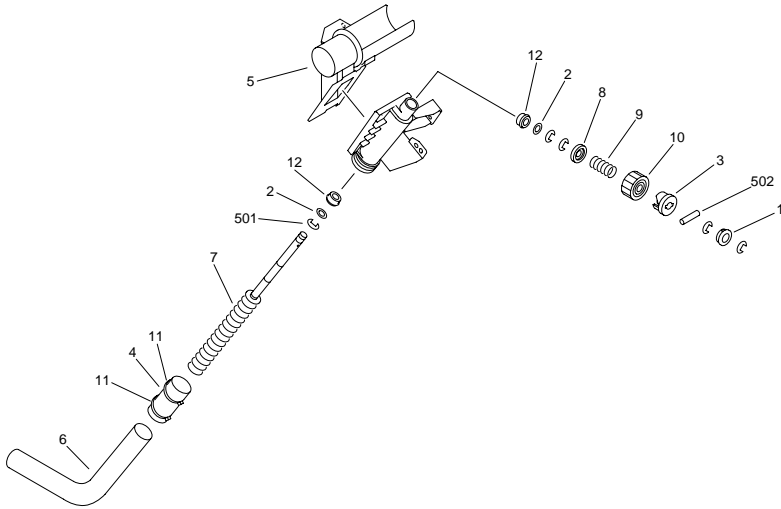


FIGURE & KEY NO.	PARTS NUMBER	R A N K	Q'TY	DESCRIPTION	SERIAL NUMBER/ REMARKS	S V C
Fig.775	FG6-2020-020		1	WASTE TONER PIPE ASSEMBLY		
1	FA9-2112-000		1	BUSHING, PL		
2	FB2-6285-020		2	SHIM		
3	FB2-7981-000		1	CAM		
4	FB2-8402-000		1	TUBE		
5	FB4-1792-000		1	CAP, WASTE TONER, 1		
6	FB4-1794-000		1	PIPE, WASTE TONER		
7	FB4-1795-020		1	SHAFT, WASTE TONER		
8	FB4-1797-000		1	SUPPORT, SPRING		
9	FS6-2756-000		1	SPRING, COMPRESSION		
10	FS7-0027-000		1	GEAR, 26T		
11	X62-7921-000		2	WIRE TIES, 140MM		
12	XG9-0211-000		2	BALL BEARING, MF128ZZ1MC3D4M		
501	XD2-1100-642		5	RING,E		
502	XD3-2200-182		1	PIN, DOWEL		





FIGURE & KEY NO.	PARTS NUMBER	R A N K	Q'TY	DESCRIPTION	SERIAL NUMBER/ REMARKS	S V C
Fig.810	FM2-5866-000		1	FIXING ASSEMBLY	iR7086N,iR7086B	
Fig.810	FM2-5865-000		1	FIXING ASSEMBLY	iR7105i 200V iR7095i 200V,iR7105B 200V	
Fig.810	FM2-4081-000		1	FIXING ASSEMBLY	iR7105 208V UL iR7095 208V UL iR7095P 208V UL	
Fig.810	FM2-5868-000		1	FIXING ASSEMBLY	iR7086 208V UL	
Fig.810	FM2-5867-000		1	FIXING ASSEMBLY	iR7105 230V A/B iR7095 230V A/B iR7095 220V CN iR7105 230V GB iR7095 230V GB iR7105 220V CN iR7105 230V AU iR7095 230V AU iR7105 230V EUR iR7095 230V EUR iR7095P 230V GB iR7095P 230V AU iR7095P 230V EUR	
Fig.810	FM2-5869-000		1	FIXING ASSEMBLY	iR7086 230V GB iR7086 230V AU iR7086 230V EUR	
1	FA2-9037-000		2	SEPARATION CLAW, LOWER		
2	FA3-8894-040		2	RING, RETAINING		
3	FA5-4403-000		2	SPRING		
4	FA6-3071-020		1	ROD, PLATE MOUNTING		
5	FA6-8003-000		1	SPRING, TORSION		
6	FA9-3822-000		1	LABEL, DISCRIMINATE		
7	FB2-7238-000		1	SPRING, TENSION		
8	FB2-7261-000		1	BUSHING, PET(F) 9.5X32		
9	FB2-7264-000		5	ROWEL, SMALL		
10	FC7-4105-000		1	HOLDER, THERMISTOR, 2		
11	FB3-8411-020		1	GUIDE, CABLE		
12	FB3-8412-000		1	COVER, CROSSMEMBER		
13	FB3-9372-000		1	BLOCK, MOUNTING		
14	FB4-2159-000		1	HOLDER, BUSHING		
15	FB4-2191-000		1	LEVER, PAPER JAM SENSOR		
16	FB4-2195-020		1	BLOCK, CLAW STOP, FRONT		
17	FB4-2196-020		1	BLOCK, CLAW STOP, REAR		
18	FB4-2239-000		1	RING, BIAS		
20	FB4-9524-000		1	COLLAR		

FIGURE & KEY NO.	PARTS NUMBER	R A N K	Q'TY	DESCRIPTION	SERIAL NUMBER/ REMARKS	S V C
21	FB5-6833-000		1	ROLLER, INTERNAL DELIVERY		
22	FB5-6930-000		1	ROLLER, FIXING		
23	FB5-6931-020		1	PLATE, LIMIT, ARM		
24	FC7-3070-000		1	SUPPORT, WEB RETAINER		
25	FB5-6934-000		2	BUSHING		
26	FB5-6935-020		1	PLATE, LIMIT, ARM, 2		
27	FB5-6936-020		1	ROLLER, CLEANING		
28	FB5-6941-020		1	COVER, FIXING, UPPER		
29	FB5-6944-000		1	HOLDER, HEATER		
30	FB5-6945-000		1	SUPPORT, HEATER		
31	FB5-6951-000		1	TERMINAL, BIAS		
32	FC7-4104-000		1	HOLDER, THERMISTOR, 1		
33	FC7-4106-000		1	LEVER, PAPER SENSOR		
34	FB5-7558-000		1	TERMINAL, HEATER, LARGE		
35	FB5-7559-000		1	TERMINAL, HEATER, SMALL		
36	FC7-4107-000		1	COLLAR, FIXING ROLLER		
37	FB5-7562-000		2	SUPPORT, BEARING		
38	FB5-7660-000		1	GUIDE, DELIVERY, LOWER		
39	FC1-6140-000		1	SUPPORT, CABLE		
40	FC6-5456-000		1	FLAG, ENTRANCE SENSOR		
41	FC6-5457-000		1	SPRING, TORSION		
42	FC6-5461-000		1	ELIMINATOR, STATIC CHARGE		
43	FC6-9696-000		2	GUIDE, FIXING CABLE, 1		
44	FC6-9697-000		1	GUIDE, FIXING CABLE, 2		
45	FB6-2374-000		1	ROLLER, PRESSURE		
46	FF6-1082-030		2	SUPPORT, FIXING POSITION		
48	FG6-1875-020		1	CABLE, AC, FIXING/FEEDER		
49	FG6-7200-000		1	CABLE, DC, FIXING		
50	FG6-7745-000		1	THERMOSWITCH HOLDER UNIT		
57	FH7-4707-001		1	HEATER, MAIN	iR7086N,iR7086B	



FIGURE & KEY NO.	PARTS NUMBER	R A N K	Q'TY	DESCRIPTION	SERIAL NUMBER/ REMARKS	S V C
57	FH7-4719-001		1	HEATER, MAIN	iR7105i 200V iR7095i 200V,iR7105B 200V iR7105 208V UL iR7095 208V UL,iR7095P 208V UL	
57	FH7-4708-001		1	HEATER, MAIN	iR7086 208V UL	
57	FH7-4720-001		1	HEATER, MAIN	iR7105 230V A/B iR7095 230V A/B iR7095 220V CN iR7105 230V GB iR7095 230V GB iR7105 220V CN iR7105 230V AU iR7095 230V AU iR7105 230V EUR iR7095 230V EUR iR7095P 230V GB iR7095P 230V AU iR7095P 230V EUR	
57	FH7-4709-001		1	HEATER, MAIN	iR7086 230V GB iR7086 230V AU iR7086 230V EUR	
58	FH7-4710-001		1	HEATER, SUB	iR7086N,iR7086B	
58	FH7-4723-001		1	HEATER, SUB	iR7105i 200V iR7095i 200V,iR7105B 200V iR7105 208V UL iR7095 208V UL,iR7095P 208V UL	
58	FH7-4711-001		1	HEATER, SUB	iR7086 208V UL	
58	FH7-4724-001		1	HEATER, SUB	iR7105 230V A/B iR7095 230V A/B iR7095 220V CN iR7105 230V GB iR7095 230V GB iR7105 220V CN iR7105 230V AU iR7095 230V AU iR7105 230V EUR iR7095 230V EUR iR7095P 230V GB iR7095P 230V AU iR7095P 230V EUR	
58	FH7-4712-001		1	HEATER, SUB	iR7086 230V GB iR7086 230V AU iR7086 230V EUR	
59	FH7-7464-000		1	SUB THERMISTOR ASSEMBLY		
61	FK2-0149-000		6	PHOTO-INTERRUPTER, TLP1253(C6)		
62	FC6-5458-000		1	GUIDE, ENTRANCE		
63	FM2-4378-000		1	CABLE, ENTRANCE SENSOR		
64	FM2-6128-000		1	FIXING WEB DRIVE ASSEMBLY		
65	FB4-2249-000		1	GUIDE, FIXING CABLE 3		
66	FG6-1880-000		1	CABLE, CLEANING BELT SENSOR		
67	FB1-6833-000		1	BUSHING		

FIGURE & KEY NO.	PARTS NUMBER	R A N K	Q'TY	DESCRIPTION	SERIAL NUMBER/ REMARKS	S V C
68	FB4-9360-000		1	GEAR CAM, 50T		
69	FG6-1881-000		1	CABLE, DC, FIXING, UPPER		
70	FL2-3503-000		1	SUPPORT, WEB DRIVE		
72	VS1-7173-007		1	CONNECTOR, SNAP TIGHT, 7P		
73	VS1-6318-010		1	CONNECTOR, SNAP TIGHT		
74	VS1-7177-002		1	CONNECTOR, SNAP TIGHT, BK		
75	VS1-7177-003		2	CONNECTOR, SNAP TIGHT, BK		
76	VS1-7177-006		1	CONNECTOR, SNAP TIGHT, BK		
77	FS1-1449-000		2	BUSHING, PL		
78	FS1-1569-000		1	BUSHING		
79	FS5-6583-000		2	SPACER		
80	FS6-0103-000		1	GEAR, 28T		
81	FS6-0105-000		1	GEAR, 22T/60T		
82	FS6-0106-000		1	GEAR, 23T		
83	FS6-0134-000		1	GEAR		
84	FS6-2990-000		1	SPRING, COMPRESSION		
85	FS7-0891-000		1	GEAR, 60T		
86	FS7-0893-000		1	GEAR, 22T/63T		
87	FS7-0894-000		1	GEAR, 19T/63T		
88	FS7-0895-000		1	GEAR, 19T/60T		
89	FS7-2530-020		1	SPRING, TENSION		
90	FS1-2834-000		2	SPRING, TENSION		
91	FS1-9051-020		1	SCREW, STEPPED		
92	FS2-1256-000		2	BUSHING		
93	FU6-2282-000		1	SPRING, TORSION		
95	FS5-2940-000		1	SPRING, TENSION		
96	FS5-2950-000		1	SPRING, TORSION		
97	FS5-6487-000		2	WASHER		
98	FS5-9619-020		4	SCREW, STEPPED, M3		
99	FS5-9752-030		2	SCREW, M5		
100	FS7-0007-000		1	GEAR, 52T		
101	FS7-0008-000		1	GEAR, 23T		

FIGURE & KEY NO.	PARTS NUMBER	RANK	Q'TY	DESCRIPTION	SERIAL NUMBER/REMARKS	SVC
102	FS7-2523-020		2	SPRING, TENSION		
103	FS7-2524-020		2	SPRING, COMPRESSION		
105	FU6-0948-000		1	GEAR, 24T/12T		
106	FU6-0949-000		1	GEAR, 17T/17T		
107	XA9-0925-000		1	SCREW,MACH.,TRUSS HEAD,M3X10		
108	XG9-0211-000		1	BALL BEARING, MF128ZZ1MC3D4M		
109	XG9-0366-000		1	BEARING, BALL		
110	XG9-0406-000		1	BEARING,BALL NMB		
111	XG9-0421-000		2	BEARING, BALL		
112	XG9-0447-000		2	BEARING, BALL		
113	XA9-0807-000		1	SCREW, W/SEAL, M3X6		
114	VS1-7173-006		1	CONNECTOR, SNAP TIGHT, 6P, W		
115	FF6-1851-040		1	HOLDER, WEB		
116	FL2-5584-000		1	SHAFT, CLEANING SUPPORT		
117	FH7-7553-000		1	THERMISTOR ASSEMBLY, MAIN		
118	FY1-1157-000		1	ROLLER, CLEANING BELT		
502	XD2-1200-902		2	WASHER,RETAINING (SUS)		
503	XB1-2400-609		AR	SCREW,NACH.,TRUSS HEAD,M4X6		
504	XB6-7300-609		2	SCREW, MACH,PAN HEAD, M3X8		
505	XD1-1106-222		2	WASHER,COP		
508	XD2-1100-502		AR	RETAINING RING (E-TYPE)		
509	XD2-1100-642		8	RING,E		
510	XD3-1300-142		2	PIN, SPRING		
511	XD3-2200-122		4	PIN, DOWEL		
513	XB1-2300-409		7	SCREW, MACHINE M3X4		
514	XB1-2300-609		3	SCREW, MACHINE M3X6		
517	XB1-2400-409		7	SCREW,MACH.,TRUSS HEAD,M4X4		
519	XB1-2400-809		3	SCREW, MACHINE M4X8		
520	XB1-2401-009		2	SCREW, MACHINE M4X10		
521	XB2-8401-009		5	SCREW,W/WASHER,M4X10		
522	XB2-8401-209		2	SCREW,W/WASHER,M4X12		
523	XB6-2300-408		2	SET SCREW		

FIGURE & KEY NO.	PARTS NUMBER	R A N K	Q'TY	DESCRIPTION	SERIAL NUMBER/ REMARKS	S V C
525	XB7-2200-409		1	NUT, HEX M4 (S)		
526	XD2-1100-242		1	WASHER, RETAINING		
527	XD2-1100-322		2	RETAINING RING (E-TYPE)		
528	XD2-1100-802		1	RETAINING RING (E-TYPE)		

# FIGURE 900 CONTROLLER BOX ASSEMBLY

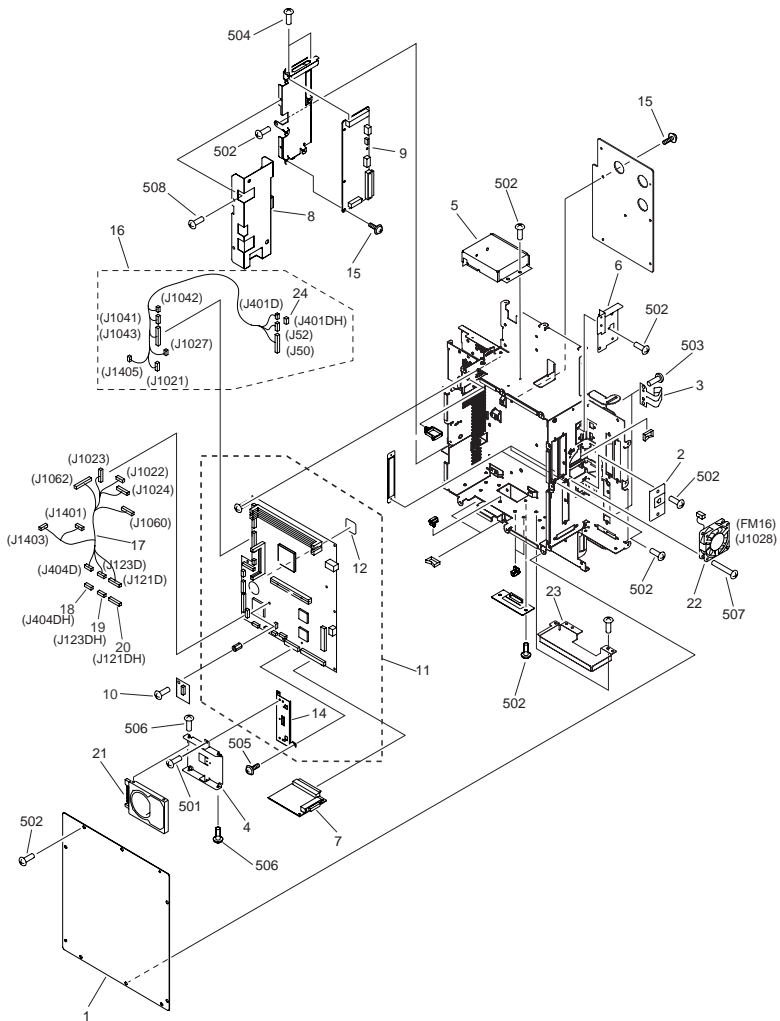
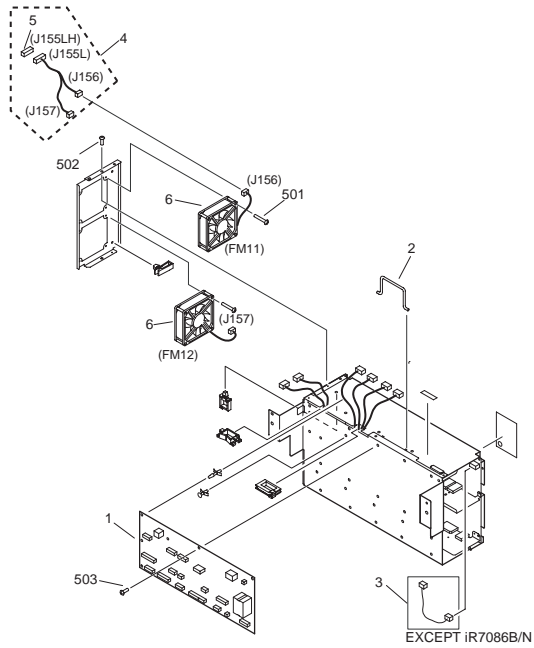


FIGURE & KEY NO.	PARTS NUMBER	RANK	Q'TY	DESCRIPTION	SERIAL NUMBER/REMARKS	SVC
Fig.900	NPN		RF	CONTROLLER BOX ASSEMBLY		
1	FC6-7164-000		1	COVER, CONTROLLER		
2	FB6-6864-000		1	COVER, LAN		
3	FB6-0782-000		2	SPRING, LEAF		
4	FC5-1305-000		1	HOLDER,HDD		
5	FC6-5449-000		1	COVER, CORD		
6	FC6-7147-000		1	COVER, USB		
7	FM2-3796-000		1	DDIS PCB ASSEMBLY		
8	FC6-5489-000		1	COVER, SHIELD		
9	FM2-4354-000		1	VIDEO PCB ASSEMBLY		
10	XA9-0465-000		1	SCREW, WWASHER, M3X4		
11	FM2-5423-000		1	MAIN CONTROLLER PCB ASS'Y	iR7086N 100V iR7095i 200V iR7095 208V UL iR7086 208V UL iR7095 230V A/B iR7095 220V CN iR7095 230V GB iR7086 230V GB iR7095 230V AU iR7086 230V AU iR7095 230V EUR iR7086 230V EUR	
11	FM2-7517-000		1	MAIN CONTROLLER PCB ASS'Y	iR7105i 200V iR7105 208V UL iR7105 230V A/B iR7105 230V GB iR7105 220V CN iR7105 230V AU iR7105 230V EUR	
11	FM2-5424-000		1	MAIN CONTROLLER PCB ASS'Y	iR7105B 200V iR7086B 100V iR7095P 208V UL iR7095P 230V GB iR7095P 230V AU iR7095P 230V EUR	
11	FM2-7518-000		1	MAIN CONTROLLER PCB ASS'Y	iR7105B 200V	
12	FB4-1494-000		1	SHEET, PROTECTIVE		
14	FC7-3066-000		1	BASE, HDD		
15	XA9-0836-000		AR	SCREW, TP, M3X6		
16	FM2-5427-000		1	CABLE, CONTROLLER		
17	FM2-5428-000		1	CABLE, CONVERSION		
18	VS1-7164-020		1	CONNECTOR, SNAP TIGHT, BK		
19	VS1-7164-026		1	CONNECTOR, SNAP TIGHT, 26P, W		
20	VS1-7164-028		1	CONNECTOR, SNAP TIGHT, BK		
21	WM2-5231-000		1	HARD DISK		

FIGURE & KEY NO.	PARTS NUMBER	RANK	Q'TY	DESCRIPTION	SERIAL NUMBER/REMARKS	SVC
22	FH6-1878-020		1	FAN		
23	FC6-9705-000		1	PLATE, GROUNDING		
24	VS1-7173-004		1	CONNECTOR, SNAP TIGHT		
501	XB1-2260-807		2	SCREW,MACH.,TRUSS HEAD,M2.6X8		
502	XB1-2300-607		AR	SCREW, BH3X6(S)		
503	XB1-2400-607		4	SCREW, CROSS-RECESS, FCH		
504	XA1-1260-605		AR	SCREW,S		
505	XB6-7300-607		3	SCREW, CROOSS-RECESS, FCH		
506	XB2-8300-607		4	SCREW, M3X6, S		
507	XB1-2402-007		2	SCREW, BH4X20 (S)		
508	XB1-2400-806		AR	SCREW, MACHINE M4X8		

# FIGURE 910 DC POWER SUPPLY PCB ASSEMBLY



NOTE : This assembly does not include the parts shown with key No.1 and 503  
注 : このユニットにKey No. 1、503の部品は含まれません。



FIGURE & KEY NO.	PARTS NUMBER	R A N K	Q'TY	DESCRIPTION	SERIAL NUMBER/ REMARKS	S V C
Fig.910	FM2-5062-000		1	DC POWER SUPPLY PCB ASSEMBLY	iR7086N,iR7086B	
Fig.910	FG6-8597-000		1	DC POWER SUPPLY PCB ASSEMBLY	iR7105i 200V iR7095i 200V,iR7105B 200V	
Fig.910	FG6-8598-000		1	DC POWER SUPPLY PCB ASSEMBLY	208V UL	
Fig.910	FG6-7238-000		1	DC POWER SUPPLY PCB ASSEMBLY	iR7105 230V A/B iR7095 230V A/B iR7095 220V CN iR7105 230V GB iR7095 230V GB iR7086 230V GB iR7095P 230V GB iR7105 220V CN iR7105 230V AU iR7095 230V AU iR7086 230V AU iR7095P 230V AU iR7105 230V EUR iR7095 230V EUR iR7086 230V EUR iR7095P 230V EUR	
1	FM2-4350-000		1	RELAY PCB ASSEMBLY		
2	FB4-1612-000		1	HANDLE		
3	FG6-1882-000		1	CABLE, POWER SUPPLY INTERNAL	EXCEPT iR7086B/N	
4	FG6-1887-020		1	CABLE, POWER SUPPLY FAN		
5	VS1-7173-006		1	CONNECTOR, SNAP TIGHT, 6P, W		
6	FH3-1546-020		2	FAN, COOLING		
501	XB1-2403-009		4	SCREW, MACHINE M4X30		
502	XB2-4300-605		13	SCREW, W/WASHER, M3X6		
503	XB1-2300-607		1	SCREW, BH3X6(S)		

# FIGURE 930 DC CONTROLLER PCB ASSEMBLY

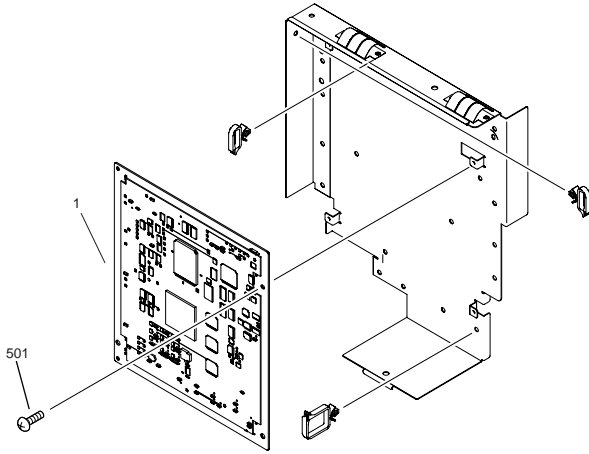


FIGURE & KEY NO.	PARTS NUMBER	RANK	QTY	DESCRIPTION	SERIAL NUMBER/REMARKS	SVC
Fig.930	NPN		RF	DC CONTROLLER PCB ASSEMBLY		
1	FM2-4355-000		1	DC CONTROLLER PCB ASSEMBLY		
501	XB1-2400-607		4	SCREW, CROSS-RECESS, FCH		

# FIGURE 935 READER CONTROLLER PCB ASSEMBLY

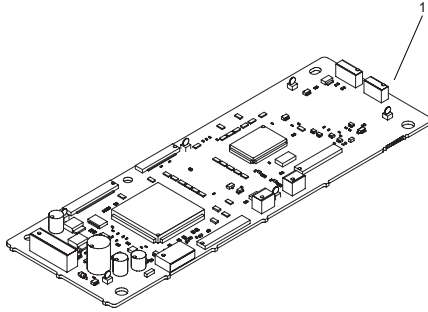


FIGURE & KEY NO.	PARTS NUMBER	RANK	Q'TY	DESCRIPTION	SERIAL NUMBER/REMARKS	SVC
Fig.935	NPN		RF	READER CONTROLLER PCB ASSEMBLY		
1	FM2-4819-000		1	READER CONTROLLER PCB ASSEMBLY	iR7086N 100V iR7105i 200V iR7095i 200V iR7105 208V UL iR7095 208V UL iR7105 230V A/B iR7095 230V A/B iR7095 220V CN iR7105 230V GB iR7095 230V GB iR7105 220V CN iR7105 230V AU iR7095 230V AU iR7105 230V EUR iR7095 230V EUR	
1	FM2-3623-000		1	READER CONTROLLER PCB ASSEMBLY	iR7086	

# FIGURE 940 POTENTIAL MEASURING PCB ASS'Y

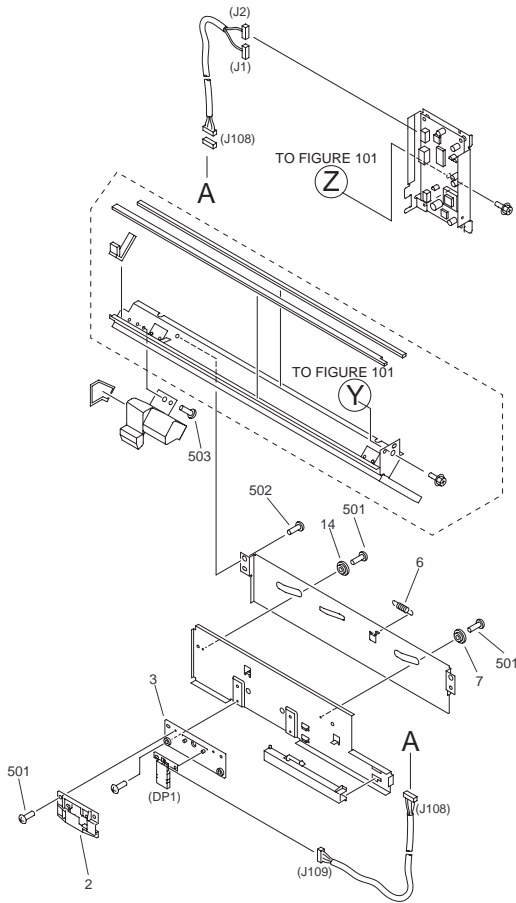


FIGURE & KEY NO.	PARTS NUMBER	RANK	Q'TY	DESCRIPTION	SERIAL NUMBER/REMARKS	SVC
Fig.940	FG3-4067-000		1	POTENTIAL MEASURING PCB ASS'Y		
2	FB4-1947-000		1	MOUNT, SENSOR, UPPER		
3	FB4-1948-000		1	MOUNT, SENSOR, LOWER		
6	FS6-2759-000		1	SPRING, TENSION		
7	FA4-8609-000		2	SPACER		
501	XB1-2300-609		6	SCREW, MACHINE M3X6		
502	XB1-2400-609		3	SCREW,NACH.,TRUSS HEAD,M4X6		
503	XB2-7400-607		1	SCREW, TOOTHED WASHER, M4X6		

# FIGURE 941 INTERFACE, PCB ASSEMBLY

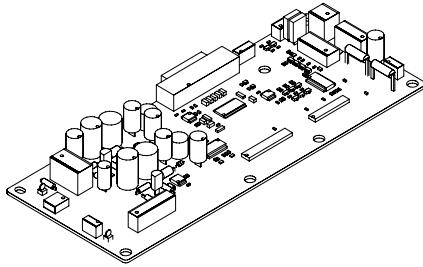


FIGURE & KEY NO.	PARTS NUMBER	RANK	Q'TY	DESCRIPTION	SERIAL NUMBER/REMARKS	SVC
Fig.941	FM2-4820-000		1	INTERFACE, PCB ASSEMBLY	iR7086N 100V iR7105i 200V iR7095i 200V iR7105 208V UL iR7095 208V UL iR7105 230V A/B iR7095 230V A/B iR7095 220V CN iR7105 230V GB iR7095 230V GB iR7105 220V CN iR7105 230V AU iR7095 230V AU iR7105 230V EUR iR7095 230V EUR	
Fig.941	FM2-3624-000		1	INTERFACE, PCB ASSEMBLY	iR7086	
IC	FK2-0248-000		1	IC, SLA7044MCRP, MOTOR DRIVER		

# FIGURE 945 INVERTER PCB ASSEMBLY

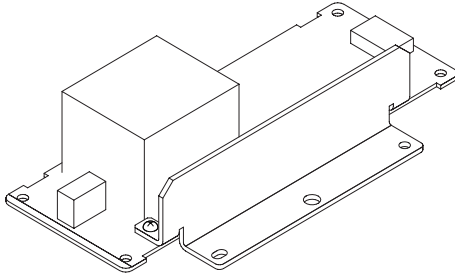


FIGURE & KEY NO.	PARTS NUMBER	RANK	QTY	DESCRIPTION	SERIAL NUMBER/REMARKS	SVC
Fig.945	FK2-1251-000		1	INVERTER PCB ASSEMBLY	iR7086N 100V iR7105i 200V iR7095i 200V iR7105 208V UL iR7095 208V UL iR7105 230V A/B iR7095 230V A/B iR7095 220V CN iR7105 230V GB iR7095 230V GB iR7105 220V CN iR7105 230V AU iR7095 230V AU iR7105 230V EUR iR7095 230V EUR	
Fig.945	FK2-0633-000		1	INVERTER PCB ASSEMBLY	iR7086 208V UL	
Fig.945	FK2-0630-000		1	INVERTER PCB ASSEMBLY	iR7086 230V GB iR7086 230V AU iR7086 230V EUR	

# FIGURE 960 AC DRIVER PCB ASSEMBLY

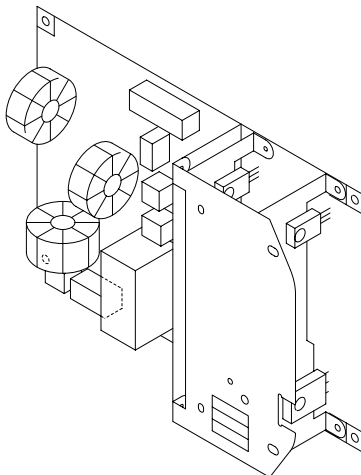


FIGURE & KEY NO.	PARTS NUMBER	RANK	QTY	DESCRIPTION	SERIAL NUMBER/REMARKS	SVC
Fig.960	FM2-5063-000		1	AC DRIVER PCB ASSEMBLY	iR7086N,iR7086B	
Fig.960	FM2-5064-000		1	AC DRIVER PCB ASSEMBLY	EXCEPT iR7086B/N	



# FIGURE 961 REVERSE MOTOR DRIVER PCB ASS'Y

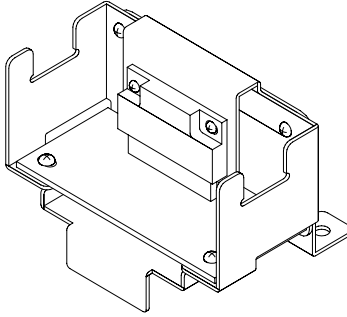
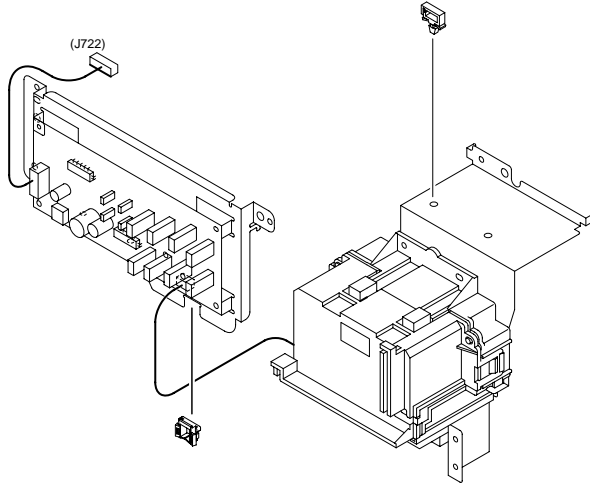


FIGURE & KEY NO.	PARTS NUMBER	RANK	QTY	DESCRIPTION	SERIAL NUMBER/REMARKS	SVC
Fig.961	FM2-2421-000		1	REVERSE MOTOR DRIVER PCB ASS'Y		

# FIGURE 980 H.V. AC TRANSFORMER PCB ASS'Y



NOTE 1 : Replace this assembly does include with all the parts at the same time  
 注1 : このユニットに含まれる全ての部品は同時交換すること。

FIGURE & KEY NO.	PARTS NUMBER	RANK	Q'TY	DESCRIPTION	SERIAL NUMBER/REMARKS	SVC
Fig.980	FG6-7249-040		1	H.V. AC TRANSFORMER PCB ASS'Y		

# FIGURE 985 H. V. T. PCB ASSEMBLY

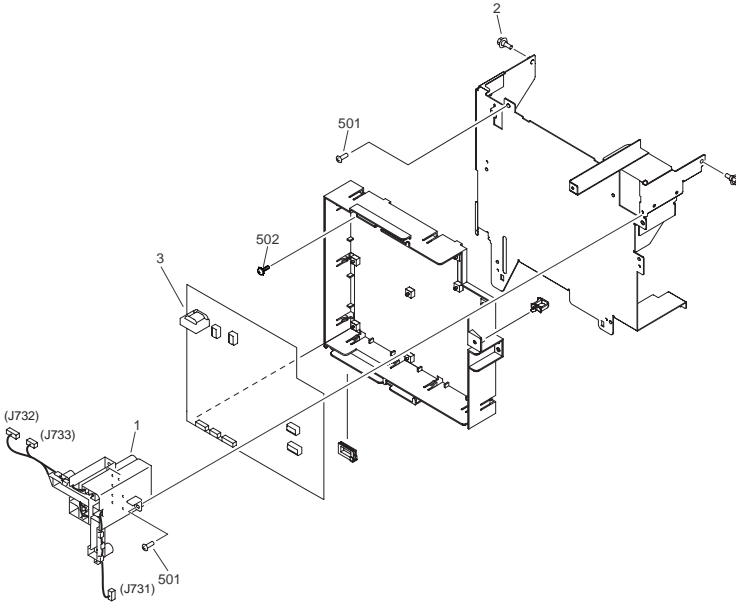


FIGURE & KEY NO.	PARTS NUMBER	RANK	Q'TY	DESCRIPTION	SERIAL NUMBER/REMARKS	S V C
Fig.985	NPN		RF	H. V. T. PCB ASSEMBLY		
1	FH2-9231-020		1	JOINT CONNECTOR UNIT		
2	FS5-9214-020		2	SCREW, RS STEPPED, M4		
3	FM2-4351-000		1	H. V. T. PCB ASSEMBLY		
501	XB1-2400-609		4	SCREW,NACH.,TRUSS HEAD,M4X6		
502	XB2-7400-607		1	SCREW, TOOTHED WASHER, M4X6		

# FIGURE 986 FIXING SENSOR DRIVE ASSEMBLY

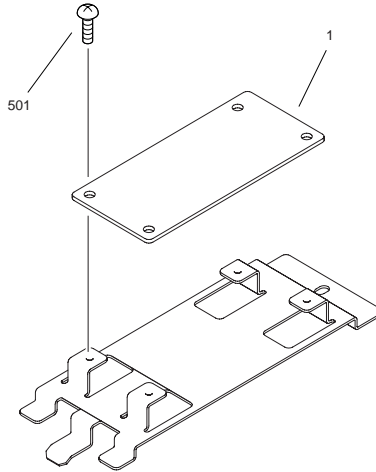


FIGURE & KEY NO.	PARTS NUMBER	RANK	Q'TY	DESCRIPTION	SERIAL NUMBER/REMARKS	SVC
Fig.986	NPN		RF	FIXING SENSOR DRIVE ASSEMBLY		
1	FM2-5065-000		1	FIXING SENSOR PCB ASSEMBLY		
501	XB1-2300-607		4	SCREW, BH3X6(S)		

Prepared by  
OIP HFE Promotion Center  
CANON INC.

**Canon**